

# 2009-2013 AFFORDABLE HOUSING PLAN



Keeping Chicago's neighborhoods affordable.

## Second Quarter Progress Report April–June 2009

City of Chicago  
Richard M. Daley  
Mayor





## LETTER FROM THE COMMISSIONER

We are pleased to submit the 2009 Second Quarter Progress Report, which presents the Department of Community Development's progress on the goals set forth in the City's fourth Affordable Housing Plan, 2009–2013.

The Department of Community Development committed over \$93 million to support over 5,000 units of affordable housing through the first half of 2009. This represents nearly 29% of our resource allocation goal and 48% of units assisted.

While the first half of 2009 has been challenging, with the help and cooperation of our many partners we were still able to progress our agenda with considerable success. In the second quarter, the City Council approved financing for four multifamily developments and authorized the disposition of City-owned land for two single-family developments through the New Homes for Chicago program.

Also during the second quarter, the Department sponsored Borrower Outreach and Fix Your Mortgage events that provided Chicago residents with information and resources to avoid foreclosure. Read more about these events on pages 11 and 12.

The Department has also made considerable progress with the implementation of American Reinvestment and Recovery Act funding. With these new resources we are seeking to expand our housing efforts through a combination of increased funding for current initiatives and the development of new, innovative programs.

As always, we would like to thank all our partners for their continuing support and cooperation. With their efforts we continue to progress in our goals to create and preserve affordable housing for Chicago residents.



Christine Raguso  
Acting Commissioner



Ellen Sahli  
First Deputy Commissioner





# TABLE OF CONTENTS

	PAGE
<b>INTRODUCTION</b>	
<b>Creation and Preservation of Affordable Rental Units</b>	<b>2</b>
Multifamily Rehab and New Construction	2
Updates on Previously Reported Developments	5
<b>Promotion and Support of Homeownership</b>	<b>7</b>
Homeownership Assistance	7
Updates on Previously Reported Developments	8
<b>Improvement and Preservation of Homes</b>	<b>10</b>
<b>Policy and Legislative Affairs</b>	<b>11</b>

## APPENDICES

- |   |   |
|---|---|
| 1. Estimates of Production                          | 8. Low-Income Housing Tax Credit Commitments                |
| 2. Commitments and Production<br>Comparison to Plan | 9. Multifamily Land Commitments                             |
| 3. Units Accessing Multiple Benefits                | 10. Chicago Low-Income Housing<br>Trust Fund Commitments    |
| 4. Summary of Multifamily Developments              | 11. Troubled Buildings Initiative (Multi-family)            |
| • Wrightwood Senior Apartments                      | 12. New Homes for Chicago                                   |
| • Dr. King Legacy Apartments                        | 13. TIF Neighborhood Improvement Program<br>(Single-family) |
| • TRC Senior Village I                              | 14. Historic Chicago Bungalow Initiative                    |
| • Roseland Place Senior Apartments                  | 15. Neighborhood Lending Program                            |
| 5. Multifamily Loan Commitments                     | 16. Affordable Requirements Ordinance                       |
| 6. Multifamily MAUI Commitments                     | 17. Density Bonus Commitments                               |
| 7. Multifamily TIF Commitments                      |   |

## REFERENCE

1. Chicago Metropolitan Area Median Incomes
2. City of Chicago Maximum Affordable Monthly Rents





## INTRODUCTION

This document is the 2009 Second Quarter Progress Report on the Chicago Department of Community Developments fourth Affordable Housing Plan, 2009–2013.

For 2009, DCD projects commitments over \$324 million to support 10,500 units of housing.

Through the second quarter of 2009, the Department committed over \$93 million in funds to support over 5,000 units, which represents 48% of the 2009 unit goal and 29% of the 2009 resource allocation goal.



# CREATION AND PRESERVATION OF AFFORDABLE RENTAL UNITS

In 2009, the Department has a goal to commit over \$190 million to support more than 7,000 units of affordable rental housing using loans for new construction or rehab, and rental subsidies.

Through the second quarter of 2009, the DCD committed \$53.6 million in resources to support over 3,800 units. These numbers represent 52% of the 2009 multifamily unit goal and 28% of the 2009 multifamily resource allocation goal.

## Multifamily Rehab and New Construction

### Wrightwood Senior Apartments

During the second quarter, the City Council approved financing for Wrightwood Senior Apartments, a new 85-unit senior housing development in the City's Ashburn community. The developers, 79th Street LP and NHS Wrightwood Inc., plan to build the proposed development on vacant land at 2801 W. 79th Street in the 18th Ward.

The \$21 million project will be supported with over \$3 million in TIF assistance and over \$6 million in multifamily loans.

Wrightwood Senior Apartments will provide a mix of five studios, 70 one-bedroom and 10 two-bedroom units. This mixed income development will have nine units for senior renters 15-30% of area median income, sixty-two units will serve senior renters 31-60% of area median income, and the remaining nine units will serve senior renters 61-80% of area median income.

The main floor will contain a dining area, library, fitness room, and management offices. Other amenities include laundry facilities, an outdoor patio, and on-site parking.

The 74,000-square-foot development will be located in the 79th Street/Southwest Highway TIF Redevelopment Project Area and will include various green design elements, including a green roof, solar hot water system and Energy Star appliances.



*Wrightwood Senior Apartments will create 85 units of affordable senior housing in the 18th Ward. This project is being developed by 79th St. Development LLC and NHS Wrightwood Inc.*



### **Dr. King Legacy Apartments**

Also during the second quarter, the City Council approved financing for Dr. Martin Luther King Jr. Apartments at South Hamlin Avenue and 16th Street in the 24th Ward.

This \$17 million development, to be developed by Lawndale Christian Development Corporation, will be built with City assistance on the North Lawndale site where Dr. Martin Luther King Jr. and his family lived in 1966. The City investment will be over \$4.9 million in loans and land write-downs, and up to \$1.6 million in low-income housing tax credits, which will generate over \$6.9 million in equity.



*Dr. Martin Luther King Apartments will be built on the site where Dr. King and his family lived in 1966. This development will create provide 45 units of affordable rental housing in North Lawndale.*

Dr. King Legacy Apartments will include 45 units of rental housing ranging from two to four bedroom units. Rents will be affordable to households making no more than 60% of area median income. Ten units will be set aside for CHA project based voucher holders.

The development will also include 6,000 square feet of commercial space on the ground floor, open green space, on-site parking, an on-site fitness room, and free Internet access for residents.

### **TRC Senior Village I**

In June the City Council approved an ordinance authorizing the development of TRC Senior Village I, a new 71-unit HUD Section 202 development for seniors age 62 and older. TRC Senior Village I, to be developed by The Renaissance Collaborative Inc., will be located at 346 E. 53rd St., 5243 S. Calumet Ave., and 5247 S. Calumet Ave. in the Washington Park neighborhood of the 3rd Ward.



*TRC Senior Village I will bring 71 units of affordable rental housing for seniors to the Washington Park neighborhood in the 3rd Ward*

Seventy units at TRC Senior Village I will be affordable for households earning no more than 50% of area median income. One unit will be set aside for a resident manager. Each unit will include one bedroom and a private bathroom. Monthly rents will not exceed the lesser of \$600 or 30% of monthly income. In addition, the property will include many green features such as increased insulation, high efficiency windows and heating systems, and Energy Star appliance.



Additional on-site resources include a ground floor community space, dining area and warming kitchen, library, and a multi-purpose meeting room. Additional office space is also being created for on-site not-for-profit services that cater to the needs of seniors.

The \$13.8 million development will be supported by \$725,000 in TIF assistance (the development will be located in the 47th/State TIF District), \$1.9 million in City loans, and a land write-down of \$1.2 million, which will generate \$523,300 in donations tax credit equity.

Funding will also come from the federal government's Section 202 program. The program helps finance the construction of affordable housing with supportive services for seniors.

## Roseland Place Senior Apartments

Also approved in the second quarter was an ordinance authorizing financing for Roseland Place Senior Apartments, a \$17 million development for low-income seniors in the Roseland Community. The proposed 60-unit development will be built at 10400–30 S. Michigan Ave. in the 9th Ward.



*Roseland Place Senior Apartments, a HUD Section 202 development, will bring 60 affordable rental units to seniors in the 9th Ward.*

Roseland Place Senior Apartments, which is being developed by Neighborhood Housing Services Redevelopment Corporation, will provide 60 one-bedroom apartments, complete with bathroom and kitchen facilities, at initial monthly rents starting at \$641. The apartments in the five-story building will be available to seniors whose incomes do not exceed 60% of area median income (\$31,680 for a one person household). Tenants will pay no more than 30% of their income towards rent, and HUD will pay the remaining balance.

The main floor will contain a multi-purpose room, hair salon, and a physical therapy room. Eligible seniors will receive personal care assistance, including help with medications, bathing, and dressing. Laundry, housekeeping and transportation services, as well as social activities, will be provided to residents. Ground-floor space will be occupied by a Department of Family and Support Services for a Senior Services Satellite Center.

The building is part of a planned 3½ acre senior housing campus that includes an existing 124-unit supportive living facility and a proposed building for grandparents raising grandchildren.

The City will invest \$1 million in low-income housing tax credits, generating \$6.7 million in equity, in Roseland Place Senior Apartments. Funding will also come from the federal government's Section 202 program. The program helps finance the construction of affordable housing with supportive services for seniors.



## UPDATES ON PREVIOUS REPORTED DEVELOPMENTS

### Victory Centre of Galewood

In April, DCD First Deputy Commissioner Ellen Sahli joined local officials and members of the development team from Pathway Development Inc. in celebrating the official opening of Victory Centre of Galewood, a \$24 million senior housing complex that provides affordable, quality housing for seniors with access to full services and programs.

The 102-unit development, located at 2370 N. Newcastle Avenue, in the 36th Ward's Montclare community, offers studio apartments and features spacious community rooms for recreation and gathering, a central dining area, a library, a physical therapy room, a beauty salon, and an outdoor terrace.

Eligible seniors receive personal care assistance, including help with medications and monitoring of health conditions. Laundry, housekeeping and transportation services, as well as recreational activities, are also available.

The City invested \$1.5 million in loans towards the development. Other financing sources included \$1.1 million low-income housing in tax credits, \$150,000 in donations tax credits from the Illinois Housing Development Authority, a \$380,000 grant from the Federal Home Loan Bank, and a private mortgage loan.

### Casa Morelos

In June, the Department celebrated the grand opening of Casa Morelos, a 45-unit development at 2015 S. Morgan St. in the 25th Ward. This project, developed by the Resurrection Project, has created a mix of 40 one-to-three-bedroom units in a seven-story building at initial monthly rates from \$530 to \$1,050. Unit sizes range from 552 to 1,116 square feet.

Casa Morelos features various green elements including water permeable paving, highly efficient mechanical systems, green roofing and insulation.

The City invested \$2.9 million in loans towards this \$15 million development. Additional funding came from the Illinois Housing Development Authority, grants, and a private mortgage loan.



*Tim Maloney, Illinois President of Bank of America, Fr. Charles Dahm O.P. of St Pius V Parish and Board Chair of The Resurrection Project, Fr. Michael Michelini O.P. of St. Adalbert Parish and Board Member of The Resurrection Project, Alderman Danny Solis of the 25th Ward, and DeShana Forney, Executive Director Illinois Housing Development Authority, prepare for the ribbon cutting. Casa Morelos is a 45-unit affordable rental development in the 25th Ward.*



## Chicago Low-Income Housing Trust Fund Celebrates 20 Years

In April the Chicago Low-Income Housing Trust Fund (CLIHTF) celebrated its 20th anniversary at the AMC River East Theater, 322 E. Illinois, at the premier of “The Soloist,” a new film by Dreamworks Pictures addressing the needs of a homeless individual.

Commissioned 20 years ago by Mayor Richard M. Daley and the City Council, the Chicago Low-Income Housing Trust Fund set out to make a difference for Chicago’s lowest income residents by removing financial barriers to safe and decent rental housing. Today, the Trust Fund serves up to 3,000 individuals and families in Chicago, who without this support might otherwise be homeless, and is the nation’s largest local rental subsidy program.

Started in 1989, the Chicago Low-Income Trust Fund provides \$15.3 million in rental subsidies each year and an additional \$4 million in State and Federal subsidies for supportive housing to serve the city’s lowest income residents.



*The Honorable Mayor Richard M. Daley, First Deputy Commissioner Ellen Sahli, the Chicago Low-Income Housing Trust Fund Board of Directors and Trust Fund staff celebrated the program’s 20th anniversary at AMC River East Theater in April 3rd.*



## PROMOTION AND SUPPORT OF HOMEOWNERSHIP

In 2009, DCD has agreed to commit over \$112 million to help more than 1,000 households achieve or sustain homeownership. DCD supports the construction of new homes, the acquisition and rehab of deteriorated and abandoned properties, and financing programs for home purchase and rehabilitation.

Through the second quarter of 2009, the Department committed over \$33 million to support 450 units, achieving 30% of the annual homeownership resource allocation goal and 40% of the annual homeownership unit goal.

### Single-Family Rehab and New Construction

#### **Ararat Homes**

In the second quarter, the City Council approved a redevelopment agreement authorizing the disposition of 17 City-owned parcels in the Auburn Gresham, Englewood and Greater Grand Crossing Neighborhoods of the 17th Ward for the construction of Ararat Homes. This commitment, under the Department's New Homes for Chicago Program, allows for the development of 19 single family homes and five two-flats.

Ararat Homes integrate innovative designs which allow for accessibility while maintaining an architectural design consistent with surrounding homes. They accomplish this by creatively situating ground level entrances at the rear of the property, and creating a great room and kitchen that facilitates assisted access to each of the homes floors. By doing this the front of the property maintains a traditional Chicago "walk-up" façade.

The developers, Breaking Ground Inc. and Mt. Ararat Community Christian Center, will provide these units to low-to-moderate income households. Buyers at or below 100% of area median income will be eligible for DCD purchase price assistance.



*Breaking Ground Inc. will bring a variety of affordable single family and two-flat homes to the 6th and 17th Wards. These developments will integrate innovative accessible design concepts.*





## Junction Grove Homes

Also in the second quarter, the City Council approved a redevelopment agreement authorizing the disposition of 19 City-owned vacant parcels in the 6th Ward's Englewood neighborhood for the construction of 20 single family and five two flat properties. As with Ararat Homes, Junction Grove also includes innovative designs that facilitate accessibility.

City land will be conveyed to developers as the cost of \$1. Buyers at or below 100% of the area median income will be eligible for DCD purchase price assistance.

Junction Grove Homes will be developed by Breaking Ground Inc., a not-for-profit corporation with a strong history of working with the City on previous New Homes for Chicago developments.

## UPDATES ON PREVIOUS REPORTED DEVELOPMENTS

### Good Neighbor Awards

During the second quarter local developers who worked in partnership with the Department of Community Development whose recently constructed or rehabbed buildings have positively impacted the community received awards from the Chicago Association of Realtors (CAR) for their work in neighborhood revitalization.

*Revelation Pointe*, located at 1413 E 68th St. in the South Shore Community of the 5th Ward, was built under the City's HomeStart Program and received City land for the construction of single-family and two-flat homes.

*The Greenline Condos* were built on vacant scattered City-owned land in the Woodlawn community and received assistance under the City Lots for City Living Program.

*Community Venture Investment Corp.* & *Checkmate Realty* were recognized for rental developments at 1256 S. Independence in the Lawndale neighborhood of the 24th Ward, and 1908 S. Kimball and 3400 W. Cortland in the Logan Square neighborhood of the 35th Ward. These restoration projects received assistance under the Lawndale Restoration Initiative and the Troubled Buildings Initiative.

*Klee Plaza*, located at 4014 N. Milwaukee Ave. in the Portage Park neighborhood of the 45th Ward, received TIF assistance to renovate commercial and residential space, restore a historic art deco façade, and install a green roof.



## Chicago Community Land Trust Celebrates 3 Years

In the second quarter the Chicago Community Land Trust (CCLT) celebrated its third anniversary at its annual meeting held at the Northern Trust Bank. CCLT provides secure, affordable homeownership opportunities for Chicago families, and works in combination with City programs such as the Downtown Density Bonus Program, Affordable Requirements Ordinance, City Lots for City Living, Chicago Partnership for Affordable Neighborhoods, HomeStart, and New Homes for Chicago. Upon purchase of a CCLT home, the initial homebuyer enters into a 99-year Deed Covenant with the CCLT. The Deed Covenant preserves the affordability of the home over time by requiring that the home be resold to another income-qualified buyer at an affordable price. Sellers then earn back their initial purchase price plus a share of the market appreciation with the remaining equity, including the subsidies that made the unit affordable, stays with the home providing savings to another low- to moderate-income family.

In the last three years, CCLT has helped 32 families become first-time homebuyers and more than 400 prospective buyers have participated in homebuyer workshops.



*Sue Lauricella purchased a home through CCLT in the Avondale neighborhood. According to Ms. Lauricella, "As a renter I felt like I wasn't invested in the neighborhood so my opinion wasn't as important. As a homeowner, I plan to take an interest in what's going on in the neighborhood and to be a part of the community. The CCLT allows you to do that."*



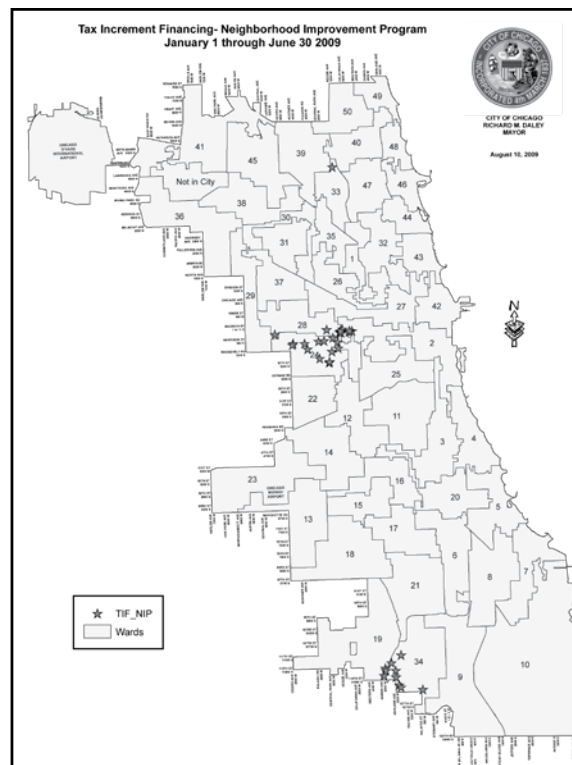
## IMPROVEMENT AND PRESERVATION OF HOMES

In 2009, the Department of Community Development has a goal to commit more than \$20 million to assist more than 2,000 households repair, modify or improve their homes. Through the second quarter, DCD committed \$6.4 million in resources to support 725 units, achieving 32% of the annual improvement and preservation resource allocation goal and 35% of the annual improvement and preservation unit goal.

### Tax Increment Financing–Neighborhood Improvement Program (TIF-NIP)

The Tax Increment Financing–Neighborhood Improvement Program (TIF-NIP) is a DCD-administered program that has been providing home repair grants since 1999. The TIF-NIP program provides home repair grants for both single and multi-family residences within selected TIF districts. Grants are primarily for exterior repairs; however, up to 30% of the grant may be used for interior repairs that are health and safety related. Grant amounts are based on the number of units per residence.

Through the second quarter of 2009 TIF-NIP has assisted 72 homeowners with over \$422,000 in assistance in the Lawrence-Kedzie TIF, Roosevelt-Homan TIF, 119th/57th TIF, 119th/Halsted TIF, Midwest TIF, and Harrison/Central TIF (see map below).





## POLICY AND LEGISLATIVE AFFAIRS

### **American Recovery and Reinvestment Act (ARRA) Update**

In the second quarter the Department of Community Development, in conjunction with the Mayor's Office and other City departments, applied for new sources of funding under the 2009 Stimulus plan (ARRA). DCD is requesting:

- CDBG-R: 3 RFP's for a total of \$5.4 million funding have been issued for (1) foreclosure counseling services for homeowners, home buyers, and renters in foreclosed multi-family buildings; (2) foreclosure prevention outreach events to connect homeowners facing foreclosure with assistance and resources; and (3) conversion of vacant foreclosed condominiums into affordable rental units through the Troubled Buildings Initiative.
- NSP II: In conjunction with the Chicago Housing Authority and Mercy Portfolio Services, the City applied for \$98 million to expand the Neighborhood Stabilization Program, which acquires and rehabs vacant and foreclosed properties in targeted community areas.
- Energy Efficiency Block Grant: The City applied for \$2 million in Energy Efficiency and Conservation Block Grant funding for energy-efficiency retrofits of housing on over 300 units of housing for low-income and senior households.

In addition to DCD applications, the City worked with the Preservation Compact to hold a technical assistance session for developers interested in applying for these resources. A total of 18 applications were submitted from Chicago applicants, more than any other city in the nation.

Finally, DCD is working with the Illinois Housing Development Authority to allocate funding to stalled Low Income Housing Tax Credit projects through the Tax Credit Assistance Program and the Tax Credit Exchange Program.

### **President Obama's "Making Home Affordable Plan"**

On May 2 and June 6 the City, in partnership with Neighborhood Housing Services of Chicago, Attorney Title Guarantee, and the MacArthur Foundation sponsored "Fix Your Mortgage" events at the Chicago Police Training Academy and Chicago State University. These events helped Chicagoans determine if they are eligible for help under the Obama Administration's recently announced foreclosure prevention plan and ensure they get into affordable, sustainable, fixed-rate mortgages.



“We are the first city in the nation to be holding an event to ensure as many local residents get the assistance they need to prevent foreclosure under the President’s new program,” said Mayor Daley. “We estimate that approximately 8,000 Chicago homeowners who are in foreclosure will be eligible for the federal Loan Modification program, and we want to make sure as many as possible take advantage of it.”

The “Making Home Affordable” program has two primary parts: a modification program that is expected to help homeowners currently in or at risk of foreclosure modify their loans; and a refinancing program allowing homeowners who were previously unable to refinance their mortgage because the value of their home has dropped to do so.

During the “Fix Your Mortgage” events, HUD-certified counselors and attorneys from Attorneys’ Title Guaranty Fund, Inc. reviewed over 1,100 homeowners’ paperwork to determine if the borrower qualifies for assistance under the Obama plan. If homeowners provide the required documents, their applications will be sent directly to their loan servicer. Assistance was offered in English and Spanish, and all homeowners will have the opportunity to become more educated about how to gain better control of their finances or financial situation and their options to avoid foreclosure.



*During the second quarter Chicago residents in mortgage distress were able to meet with counselors to apply for loan modifications at two “Fix Your Mortgage” events.*





## Helping Families Save Their Homes Act

On May 22, 2009 the “Helping Families Save Their Homes Act” was approved by the United States Senate. Among other provisions, this law gives all renters in properties that are foreclosed on after May 20, 2009 the ability to reside in the residence through the end of the lease term, unless the new owner intends to make the unit their primary residence, in which case the tenant is allowed 90 days to vacate. This Act mitigates the effects that a foreclosure will have on renters if the property owner defaults on their mortgage.

According to President Obama, “These landmark pieces of legislation will protect hardworking Americans, crack down on those who seek to take advantage of them, and ensure that the problems that led us into this crisis never happen again.”

## Neighborhood Stabilization Program Update


In the second quarter, DCD continued to move forward with implementing the Neighborhood Stabilization Program (NSP). NSP is a \$55 million HUD-funded initiative to support the acquisition and rehabilitation of vacant, foreclosed homes in community areas that have been hit hardest by foreclosure. The goal is to get homes back up to building code standards and reoccupied as quickly as possible.

DCD is working closely with the non-profit Mercy Portfolio Services (MPS) on NSP. MPS serves as the City’s NSP subgrantee and is responsible for acquiring vacant, foreclosed properties from financial institutions, transferring them to qualified developers, and monitoring the rehabilitation of the properties.

In the second quarter, MPS began accepting and evaluating responses to the Request for Qualifications (RFQ) for developers that the City and MPS released in late March. An up-to-date list of qualified developers can be found at [www.chicagonsp.org](http://www.chicagonsp.org).

In April, MPS released five Requests for Proposals (RFPs) for professional services (specification writing, appraisals, real estate professionals, board-up and security, and title services). A list of approved vendors selected through this process can also be found at [www.chicagonsp.org](http://www.chicagonsp.org).






In May, the City Council approved an ordinance to support DCD's implementation of NSP. The ordinance does the following:

- Provides permit fee waivers for all homes rehabbed through NSP
- Exempts units rehabbed through NSP from the Affordable Housing Requirements Ordinance because these units will have other affordability restrictions placed on them, per the HUD regulations
- Allows the City to transfer any homes located in NSP areas of greatest need that it acquires through the HUD \$1 Homes program to MPS
- Provides DCD with authority to enter into agreements, such as intercreditor agreements, redevelopment agreements, and regulatory agreements, in the event that construction lenders require additional security to the rehab homes they are making and in order to implement the program within the mandated 18-month timeframe
- Allows eligible City employees to purchase homes rehabbed through NSP

The City and MPS expect the first NSP property acquisitions to close in the third quarter. DCD has developed a reporting template that we will include in the Appendix to provide information about these transactions. The report will include property-level information including address, number of units, ward, and community area.





# APPENDICES



Department of Community Development  
**2009 ESTIMATES OF PRODUCTION BY INCOME LEVEL**

	Total Funds Anticipated	Units by Income Level							Total Units	Per-Unit Cost	\$/Unit
		0-15%	16-30%	31-50%	51-60%	61-80%	81-100%	101+ %			
<b>TO CREATE AND PRESERVE AFFORDABLE RENTAL UNITS</b>											
<b><u>MULTI-FAMILY REHAB &amp; NEW CONSTRUCTION</u></b>											
Multi-family Loans	\$ 53,000,000	136	105	570	356	33	-	-	1,200	\$ 44,200	\$ 44,167
Multi-year Affordability through Up-front Investments (MAUI)	\$ 4,063,000	20	20	-	-	-	-	-	40	\$ 101,600	\$ 101,575
TIF Subsidies	\$ 20,000,000	55	71	210	155	9	-	-	500	\$ 40,000	\$ 40,000
Low Income Housing Tax Credit (LIHTC) Equity	\$ 49,000,000	150	148	389	265	48	-	-	1,000	\$ 49,000	\$ 49,000
Multi-family Mortgage Revenue Bonds	\$ 20,000,000	-	95	373	244	38	-	-	750	\$ 20,000	\$ 20,000
City Land (Multi-family)	\$ 700,000	43	39	75	43	-	-	-	200	\$ 3,500	\$ 3,500
City Fee Waivers (Multi-family)	\$ 1,000,000	248	218	593	409	57	-	-	1,525	\$ 700	\$ 656
Illinois Affordable Housing Tax Credit (value of donations/equity)	\$ 2,000,000	-	15	117	48	-	-	-	180	\$ 11,100	\$ 11,111
Lawdale Restoration Redevelopment	\$ 6,000,000	35	35	45	44	26	-	-	185	\$ 32,400	\$ 32,432
<b><u>RENTAL ASSISTANCE</u></b>											
Low-Income Housing Trust Fund Rental Subsidy Program	\$ 15,668,324	1,872	1,148	-	-	-	-	-	3,020	\$ 5,200	\$ 5,188
Supportive Housing Program	\$ 3,673,629	389	-	-	-	-	-	-	389	\$ 9,400	\$ 9,444
<b><u>SAFETY &amp; CODE ENFORCEMENT</u></b>											
Heat Receivership	\$ 1,250,000	30	136	312	98	24	-	-	600	\$ 2,100	\$ 2,083
<b><u>MULTI-FAMILY PRESERVATION</u></b>											
Troubled Buildings Initiative	\$ 2,000,000	-	-	750	-	-	-	-	750	\$ 2,700	\$ 2,667
TIF-NIP (Multi-family)	\$ 820,000	-	-	-	-	165	-	-	165	\$ 5,000	\$ 4,970
Neighborhood Stabilization Program (mutlifamily)	\$ 9,000,000	5	23	47	-	-	-	-	75	\$ 120,000	\$ 120,000
Energy Savers	\$ 1,500,000	500	250	250	-	-	-	-	1,000	\$ 1,500	\$ 1,500
<b><u>SITE ENHANCEMENT</u></b>											
Site Improvements (Multi-family)	\$ 750,000	79	46	185	53	47	10	-	420	\$ 1,800	\$ 1,786
Subtotal	\$ 190,424,953	3,562	2,349	3,916	1,715	447	10	0	11,999		
Less Multiple Benefits		(561)	(593)	(2,038)	(1,255)	(179)	(10)	-	(4,635)		
Net, Creation and Preservation of Affordable Rental	\$ 190,424,953	3,001	1,756	1,879	460	268	-	-	7,364		
Breakdown of income level distribution, % of net total		41%	24%	26%	6%	4%	0%	0%			

Department of Community Development  
**2009 ESTIMATES OF PRODUCTION BY INCOME LEVEL**

	Total Funds Anticipated	Units by Income Level							Total Units	Per-Unit Cost	\$/Unit
		0-15%	16-30%	31-50%	51-60%	61-80%	81-100%	101+ %			
<b>TO PROMOTE AND SUPPORT HOMEOWNERSHIP</b>											
<b><u>SINGLE-FAMILY REHAB &amp; NEW CONSTRUCTION</u></b>											
New Homes for Chicago/City Lots for City Living (value of City-owned land)	\$ 2,250,000	-	-	-	2	28	28	17	75	\$ 30,000	\$ 30,000
Chicago Partnership for Affordable Neighborhoods (value of developer write-down)	\$ 875,000	-	-	-	-	-	10	-	10	\$ 87,500	\$ 87,500
Affordable Requirements Ordinance (Single Family)	\$ 6,500,000	-	-	-	-	-	35	-	35	\$ 185,700	\$ 185,714
City Fee Waivers (Single Family)	\$ 1,125,000	-	-	-	16	85	95	89	285	\$ 3,900	\$ 3,947
<b><u>SITE ENHANCEMENT</u></b>											
Site Improvements (Single Family)	\$ 750,000	-	-	-	32	127	113	28	300	\$ 2,500	\$ 2,500
<b><u>ABANDONED PROPERTY TRANSFER PROGRAMS</u></b>											
Troubled Buildings Initiative (Single Family)	\$ 2,000,000	-	-	-	1	149	-	-	150	\$ 13,300	\$ 13,333
HUD Homes & Preserving Communities Together	\$ -	-	-	-	-	15	-	-	15	\$ -	\$ -
Neighborhood Stabilization Program (Single-family)	\$ 27,000,000	-	-	-	14	57	57	72	200	\$ 135,000	\$ 135,000
<b><u>HOMEOWNERSHIP ASSISTANCE</u></b>											
City Mortgage & TaxSmart/MCC (SF Mortgage Revenue Bonds)	\$ 34,000,000	-	-	8	10	40	71	71	200	\$ 170,000	\$ 170,000
Public Safety Officer Home Buyer Assistance	\$ 308,750	-	-	-	-	1	15	44	60	\$ 5,100	\$ 5,146
Teacher Home Buyer Assistance	\$ 700,000	-	-	-	-	19	63	118	200	\$ 3,500	\$ 3,500
Home Purchase Assistance	\$ 3,200,000	-	-	24	24	50	26	26	150	\$ 21,300	\$ 21,333
Neighborhood Lending Program: Purchase/Purchase Rehab (NHS)	\$ 15,500,000	-	-	6	8	17	17	42	90	\$ 172,200	\$ 172,222
Neighborhood Lending Program: Homeownership Preservation Loans (NHS)	\$ 18,500,000	-	-	15	11	33	24	37	120	\$ 154,200	\$ 154,167
Subtotal	\$ 112,708,750	-	-	53	118	621	554	544	1,890		
Less Multiple Benefits		-	-	(21)	(69)	(263)	(251)	(160)	(764)		
Net, Promotion and Support of Homeownership	\$ 112,708,750	-	-	32	49	358	303	384	1,127		
Breakdown of income level distribution, % of net total		0%	0%	3%	4%	32%	27%	34%			

Department of Community Development  
**2009 ESTIMATES OF PRODUCTION BY INCOME LEVEL**

	Total Funds Anticipated	Units by Income Level							Total Units	Per-Unit Cost	\$/Unit
		0-15%	16-30%	31-50%	51-60%	61-80%	81-100%	101+ %			
<b>TO IMPROVE AND PRESERVE HOMES</b>											
Emergency Housing Assistance Program (EHAP)	\$ 6,604,000	48	266	486	-	-	-	-	800	\$ 8,300	\$ 8,255
H-RAIL	\$ 1,825,688	64	240	191	45	35	-	-	575	\$ 3,200	\$ 3,175
Targeted Blocks	\$ 760,000	-	13	10	7	7	7	6	50	\$ 15,200	\$ 15,200
TIF-NIP (Single-family)	\$ 2,100,000	12	47	57	24	39	48	3	230	\$ 9,100	\$ 9,130
Neighborhood Lending Program: Home Improvement (NHS)	\$ 7,000,000	1	3	20	9	35	21	41	130	\$ 53,800	\$ 53,846
Bungalow Initiative	\$ 1,740,000	-	-	45	52	112	73	18	300	\$ 5,800	\$ 5,800
Net, Improvement and Preservation of Homes	\$ 20,029,688	125	569	809	137	228	149	68	2,085		
Breakdown of income level distribution, % of net total		6%	27%	39%	7%	11%	7%	3%			
<b>PROGRAMMATIC APPLICATION TBD</b>											
GO Bonds	\$ 1,250,000	-	-	-	-	-	-	-	-		
<b>HOUSING PRODUCTION INITIATIVES: NET TOTAL</b>											
Breakdown of income level distribution, % of net total		30%	22%	26%	6%	8%	4%	4%			
<b>OTHER INITIATIVES</b>											
Delegate Agencies	\$ 2,308,632										
Housing Resource Centers	\$ 809,996										
Citywide Resource Centers	\$ 1,079,136										
Homeownership Housing Counseling Centers	\$ 419,500										
Community Housing Development Orgs. (CHDO) Operating Assistance	\$ 740,000										
Subtotal	\$ 3,048,632										
<b>OPERATING EXPENSES</b>											
Administrative	\$ 12,287,600										
Subtotal	\$ 12,287,600										
<b>GRAND TOTAL</b>											
Subtotal	\$ 339,749,623										

Department of Community Development  
**2009 ESTIMATES OF PRODUCTION**  
 Units Accessing Multiple DCD Programs

	% of Units to Receive Multiple Benefits	Units by Income Level						Total Units	
		0-15%	16-30%	31-50%	51-60%	61-80%	81-100%		101+ %
<b>TO CREATE AND PRESERVE AFFORDABLE RENTAL UNITS</b>									
<b><u>MULTI-FAMILY REHAB &amp; NEW CONSTRUCTION</u></b>									
Multi-family Loans	85%	116	89	485	303	28	-	-	1,020
Multi-year Affordability through Up-front Investments (MAUI)	100%	20	20	-	-	-	-	-	40
TIF Subsidies	100%	55	71	210	155	9	-	-	500
Low Income Housing Tax Credit (LIHTC) Equity		-	-	-	-	-	-	-	-
Multi-family Mortgage Revenue Bonds	100%	-	95	373	244	38	-	-	750
City Land (Multi-family)	100%	43	39	75	43	-	-	-	200
City Fee Waivers (Multi-family)	100%	248	218	593	409	57	-	-	1,525
Illinois Affordable Housing Tax Credit (value of donations)	100%	-	15	117	48	-	-	-	180
<b><u>SITE ENHANCEMENT</u></b>									
Site Improvements	100%	79	46	185	53	47	10	-	420
Subtotal		561	593	2,038	1,255	179	10	-	4,635
<b>TO PROMOTE AND SUPPORT HOMEOWNERSHIP</b>									
<b><u>SINGLE-FAMILY REHAB &amp; NEW CONSTRUCTION</u></b>									
City Fee Waivers (Single Family)	100%	-	-	-	16	85	95	89	285
<b><u>HOME BUYER ASSISTANCE</u></b>									
City Mortgage & TaxSmart/MCC	33%	-	-	3	3	13	23	23	66
Home Purchase Assistance	75%	-	-	18	18	38	20	20	113
<b><u>SITE ENHANCEMENT</u></b>									
Site Improvements	100%	-	-	-	32	127	113	28	300
Subtotal		-	-	21	69	263	251	160	764
<b>GRAND TOTAL PROJECTED UNITS RECEIVING MULTIPLE BENEFITS</b>		<b>561</b>	<b>593</b>	<b>2,058</b>	<b>1,324</b>	<b>442</b>	<b>261</b>	<b>160</b>	<b>5,399</b>

Department of Community Development  
**COMMITMENTS AND PRODUCTION COMPARISON TO PLAN**  
 January 1 - June 30, 2009

	Total Funds Anticipated	2009 COMMITMENTS				Projected Units	2009 UNITS SERVED			
		First Quarter	Second Quarter	Year to Date	% of Goal		First Quarter	Second Quarter	Year to Date	% of Goal
<b>TO CREATE AND PRESERVE AFFORDABLE RENTAL UNITS</b>										
<b><u>MULTIFAMILY REHAB &amp; NEW CONSTRUCTION</u></b>										
Multifamily Loans	\$ 53,000,000	\$ -	\$ 13,005,720	\$ 13,005,720	24.54%	1,200	-	201	201	16.75%
Multi-year Affordability Through Up-front Investments (MAUI)	\$ 4,063,000	\$ 841,678	\$ 778,000	\$ 1,619,678	39.86%	40	12	13	25	62.50%
TIF Subsidies	\$ 20,000,000	\$ -	\$ 3,775,000	\$ 3,775,000	18.88%	500	-	156	156	31.20%
Tax Credit Equity	\$ 49,000,000	\$ -	\$ 13,718,350	\$ 13,718,350	28.00%	1,000	-	105	105	10.50%
Multifamily Mortgage Revenue Bonds	\$ 20,000,000	\$ -	\$ -	\$ -	0.00%	750	-	-	-	0.00%
City Land (Multifamily)	\$ 700,000	\$ -	\$ 3,269,992	\$ 3,269,992	467.14%	200	-	176	176	88.00%
City Fee Waivers (Multifamily)	\$ 1,000,000	\$ -	\$ 274,911	\$ 274,911	27.49%	1,525	-	399	399	26.16%
Illinois Affordable Housing Tax Credit (value of donations/equity)	\$ 2,000,000	\$ -	\$ -	\$ -	0.00%	180	-	-	-	0.00%
Affordable Requirements Ordinance (Multi-family)	\$ -	\$ -	\$ -	\$ -			38	3	41	
Lawndale Restoration Redevelopment	\$ 6,000,000	\$ 816,832	\$ -	\$ 816,832	13.61%	185	166	-	166	89.73%
<b><u>RENTAL ASSISTANCE</u></b>										
Low-Income Housing Trust Fund Rental Subsidy Program *	\$ 15,668,324	\$ 14,323,006	\$ (374,300)	\$ 13,948,706	89.02%	3,021	2,813	(68)	2,745	90.86%
Supportive Housing Program	\$ 3,673,629	\$ 918,407	\$ 918,407	\$ 1,836,814	50.00%	389	389	389	389	100.00%
<b><u>SAFETY &amp; CODE ENFORCEMENT</u></b>										
Heat Receivership	\$ 1,250,000	\$ 278,732	\$ 83,982	\$ 362,714	29.02%	600	277	58	335	55.83%
<b><u>MULTIFAMILY PRESERVATION</u></b>										
Troubled Buildings Initiative	\$ 2,000,000	\$ 130,650	\$ 407,103	\$ 537,753	26.89%	750	148	73	221	29.47%
TIF-NIP (Multifamily)	\$ 820,000	\$ -	\$ 42,425	\$ 42,425	5.17%	165	-	17	17	10.30%
Neighborhood Stabilization Program (multifamily)	\$ 9,000,000	\$ -	\$ -	\$ -	0.00%	75	-	-	-	0.00%
Energy Savers	\$ 1,500,000	\$ -	\$ -	\$ -	0.00%	1,000	-	-	-	0.00%
<b><u>SITE ENHANCEMENT</u></b>										
Site Improvements (Multifamily)	\$ 750,000	\$ -	\$ 389,000	\$ 389,000	51.87%	420	-	242	242	57.62%
Subtotal	\$ 190,424,953	\$ 17,309,305	\$ 36,288,590	\$ 53,597,895		12,000	3,843	1,764	5,218	
Less Multiple Benefits						(4,635)	(12)	(1,349)	(1,361)	
Net, Creation and Preservation of Affordable Rental	\$ 190,424,953	\$ 17,309,305	\$ 36,288,590	\$ 53,597,895	28.15%	7,365	3,831	415	3,857	52.37%

Department of Community Development  
**COMMITMENTS AND PRODUCTION COMPARISON TO PLAN**  
 January 1 - June 30, 2009

	Total Funds Anticipated	2009 COMMITMENTS				Projected Units	2009 UNITS SERVED			
		First Quarter	Second Quarter	Year to Date	% of Goal		First Quarter	Second Quarter	Year to Date	% of Goal
<b>TO PROMOTE AND SUPPORT HOMEOWNERSHIP</b>										
<b><u>SINGLE-FAMILY REHAB &amp; NEW CONSTRUCTION</u></b>										
New Homes for Chicago/City Lots for City Living (value of City-owned land)	\$ 2,250,000	\$ -	\$ 1,800,000	\$ 1,800,000	80.00%	75	-	59	59	78.67%
Chicago Partnership for Affordable Neighborhoods (CPAN)	\$ 875,000	\$ -	\$ -	\$ -	0.00%	10	-	-	-	0.00%
Affordable Requirements Ordinance (Single-family)	\$ 6,500,000	\$ -	\$ -	\$ -	0.00%	35	-	-	-	0.00%
City Fee Waivers (Single-family)	\$ 1,125,000	\$ -	\$ 44,682	\$ 44,682	3.97%	285	-	59	59	20.70%
<b><u>SITE ENHANCEMENT</u></b>										
Site Improvements (Single-family)	\$ 750,000	\$ -	\$ 95,000	\$ 95,000	12.67%	300	-	20	20	6.67%
<b><u>ABANDONED PROPERTY TRANSFER PROGRAMS</u></b>										
Troubled Buildings Initiative (Single-family)	\$ 2,000,000	\$ 1,041,700	\$ 865,006	\$ 1,906,706	95.34%	150	54	4	58	38.67%
HUD Homes & Preserving Communities Together	\$ -	\$ -	\$ -	\$ -		15	-	-	-	0.00%
Neighborhood Stabilization Program (Single-family)	\$ 27,000,000	\$ -	\$ -	\$ -	0.00%	200	-	-	-	0.00%
<b><u>HOMEOWNERSHIP ASSISTANCE</u></b>										
City Mortgage & Tax Smart/MCC (SF Mortgage Revenue Bonds)	\$ 34,000,000	\$ 6,322,839	\$ 8,594,588	\$ 14,917,427	43.87%	200	41	52	93	46.50%
Public Safety Officer Homeowner Incentive Program	\$ 308,750	\$ 15,000	\$ 18,000	\$ 33,000	10.69%	60	3	8	11	18.33%
Teacher Home Buyer Assistance	\$ 700,000	\$ 136,500	\$ 208,500	\$ 345,000	49.29%	200	41	68	109	54.50%
Home Purchase Assistance	\$ 3,200,000	\$ 340,000	\$ 457,520	\$ 797,520	24.92%	150	13	30	43	28.67%
Neighborhood Lending Program: Purchase/Purchase Rehab (NHS)	\$ 15,500,000	\$ 1,862,168	\$ 5,150,287	\$ 7,012,455	45.24%	90	25	56	81	90.00%
Neighborhood Lending Program: Homeownership Preservation (NHS)	\$ 18,500,000	\$ 4,705,042	\$ 1,793,062	\$ 6,498,104	35.12%	120	32	18	50	41.67%
Subtotal	\$ 112,708,750	\$ 14,423,249	\$ 19,026,645	\$ 33,449,894		1,890	209	374	583	
Less Multiple Benefits						(764)	(27)	(106)	(133)	
Net, Promotion and Support of Homeownership	112,708,750	14,423,249	\$ 19,026,645	\$ 33,449,894	29.68%	1,126	182	268	450	39.96%

Department of Community Development  
**COMMITMENTS AND PRODUCTION COMPARISON TO PLAN**  
 January 1 - June 30, 2009

	Total Funds Anticipated	2009 COMMITMENTS				Projected Units	2009 UNITS SERVED			
		First Quarter	Second Quarter	Year to Date	% of Goal		First Quarter	Second Quarter	Year to Date	% of Goal
<b>TO IMPROVE AND PRESERVE HOMES</b>										
Emergency Housing Assistance Program (EHAP)	\$ 6,604,000	\$ 1,019,325	\$ 2,313,409	\$ 3,332,734	50.47%	800	105	233	338	42.25%
H-RAIL	\$ 1,825,688	\$ -	\$ 362,624	\$ 362,624	19.86%	575	-	177	177	30.78%
Targeted Blocks	\$ 760,000	\$ -	\$ 35,000	\$ 35,000	4.61%	50	-	4	4	8.00%
TIF-NIP (Single-family)	\$ 2,100,000	\$ 130,098	\$ 252,463	\$ 382,561	18.22%	230	16	39	55	23.91%
Neighborhood Lending Program: Home Improvement (NHS)	\$ 7,000,000	\$ 407,481	\$ 1,408,476	\$ 1,815,957	25.94%	130	23	16	39	30.00%
Bungalow Initiative	\$ 1,740,000	\$ 463,552	\$ 48,700	\$ 512,252	29.44%	300	99	13	112	37.33%
Subtotal	\$ 20,029,688	\$ 2,020,456	\$ 4,420,672	\$ 6,441,128		2,085	243	482	725	
Less Multiple Benefits						-	-	-	-	
Net, Improvement and Preservation of Homes	\$ 20,029,688	\$ 2,020,456	\$ 4,420,672	\$ 6,441,128	32.16%	2,085	243	482	725	34.77%
<b>PROGRAMMATIC APPLICATION TBD</b>										
GO Bonds	\$ 1,250,000	\$ -	\$ -	\$ -	0.00%	-	-	-	-	
Less Multiple Benefits						-	-	-	-	
Net, Programmatic Application TBD	\$ 1,250,000	\$ -	\$ -	\$ -	0.00%	-	-	-	-	
<b>RESOURCE CHALLENGE</b>										
Resource Challenge	\$ -					-				
<b>NET GRAND TOTAL</b>	<b>\$ 324,413,391</b>	<b>\$ 33,753,010</b>	<b>\$ 59,735,907</b>	<b>\$ 93,488,917</b>	<b>28.82%</b>	<b>10,576</b>	<b>4,256</b>	<b>1,165</b>	<b>5,032</b>	<b>47.58%</b>

Department Community Development  
**COMMITMENTS AND PRODUCTION COMPARISON TO PLAN**  
 January 1 - June 30, 2009

	Units by Income Level							Total Units
	0-15%	16-30%	31-50%	51-60%	61-80%	81-100%	101+ %	
<b>TO CREATE AND PRESERVE AFFORDABLE RENTAL UNITS</b>								
<b><u>MULTIFAMILY REHAB &amp; NEW CONSTRUCTION</u></b>								
Multifamily Loans	7	7	75	103	-	-	9	201
Multi-year Affordability Through Up-front Investments (MAUI)	13	12	-	-	-	-	-	25
TIF Subsidies	5	4	71	67	-	-	9	156
Tax Credit Equity	2	3	64	36	-	-	-	105
Multifamily Mortgage Revenue Bonds	-	-	-	-	-	-	-	-
City Land (Multifamily)	2	3	135	36	-	-	-	176
City Fee Waivers (Multifamily)	67	7	135	153	-	-	37	399
Illinois Affordable Housing Tax Credit (value of donations)	-	-	-	-	-	-	-	-
Affordable Requirements Ordinance (Multi-family)	-	-	-	-	41	-	-	41
Lawndale Restoration Redevelopment	166	-	-	-	-	-	-	166
<b><u>RENTAL ASSISTANCE</u></b>								
Low-Income Housing Trust Fund Rental Subsidy Program	2,813	(68)	-	-	-	-	-	2,745
Supportive Housing Program	389	-	-	-	-	-	-	389
<b><u>SAFETY &amp; CODE ENFORCEMENT</u></b>								
Heat Receivership	17	76	174	55	13	-	-	335
<b><u>MULTIFAMILY PRESERVATION</u></b>								
Troubled Buildings Initiative	-	13	39	22	129	18	-	221
TIF-NIP (Multifamily)	-	-	-	-	17	-	-	17
Neighborhood Stabilization Program (multifamily)	-	-	-	-	-	-	-	-
Energy Savers	-	-	-	-	-	-	-	-
<b><u>SITE ENHANCEMENT</u></b>								
Site Improvements	46	27	107	30	27	4	1	242
Subtotal	3,527	84	800	502	227	22	56	5,218
(less Multiple Benefits)	(454)	(45)	(515)	(303)	(27)	(4)	(1)	(1,361)
Net, Creation and Preservation of Affordable Rental	3,073	39	285	199	200	18	55	3,857
% of category subtotal	80%	1%	7%	5%	5%	9%	1%	

Department Community Development  
**COMMITMENTS AND PRODUCTION COMPARISON TO PLAN**  
 January 1 - June 30, 2009

	Units by Income Level							Total Units
	0-15%	16-30%	31-50%	51-60%	61-80%	81-100%	101+ %	
<b>TO PROMOTE AND SUPPORT HOMEOWNERSHIP</b>								
<b><u>SINGLE-FAMILY REHAB &amp; NEW CONSTRUCTION</u></b>								
New Homes for Chicago/City Lots for City Living (value of City-owned land)	-	-	-	-	-	39	20	59
Chicago Partnership for Affordable Neighborhoods (CPAN)	-	-	-	-	-	-	-	-
Affordable Requirements Ordinance (Single Family)	-	-	-	-	-	-	-	-
Downtown Density Bonus	-	-	-	-	-	-	-	-
City Fee Waivers (Single-family)	-	-	-	-	-	39	20	59
<b><u>SITE ENHANCEMENT</u></b>								
Site Improvements	-	-	-	2	8	8	2	20
<b><u>ABANDONED PROPERTY TRANSFER PROGRAMS</u></b>								
Troubled Buildings Initiative (Single-family)	-	-	-	1	57	-	-	58
Single Family Preservation Programs (HUD Homes, PCT, CHIRP)	-	-	-	-	-	-	-	-
Neighborhood Stabilization Program (Single-family)	-	-	-	-	-	-	-	-
<b><u>HOMEOWNERSHIP ASSISTANCE</u></b>								
City Mortgage & TaxSmart/MCC (SF Mortgage Revenue Bonds)	-	-	1	3	19	25	45	93
Public Safety Officer Homeowner Incentive Program	-	-	-	-	-	1	10	11
Teacher Homebuyer Assistance	-	-	-	-	-	26	83	109
Home Purchase Assistance	-	-	7	17	8	7	4	43
Neighborhood Lending Program: Purchase/Purchase Rehab (NHS)	-	1	2	7	22	29	20	81
Neighborhood Lending Program: Homeownership Preservation Loans (NHS)	-	2	10	5	9	10	14	50
Subtotal	-	3	20	35	123	184	218	583
(less Multiple Benefits)	-	-	(2)	(10)	(12)	(52)	(30)	(133)
Net, Promotion and Support of Homeownership	-	3	18	25	111	132	188	450
% of category subtotal	0%	1%	4%	6%	25%	29%	42%	

Department Community Development  
**COMMITMENTS AND PRODUCTION COMPARISON TO PLAN**  
 January 1 - June 30, 2009

	Units by Income Level							Total Units
	0-15%	16-30%	31-50%	51-60%	61-80%	81-100%	101+ %	
<b>TO IMPROVE AND PRESERVE HOMES</b>								
Emergency Housing Assistance (EHAP)	14	119	205	-	-	-	-	338
H-RAIL	20	74	59	14	10	-	-	177
Facade Improvements/Targeted Blocks Program	-	-	2	2	-	-	-	4
TIF-NIP (Single-family)	4	14	7	4	14	10	2	55
Neighborhood Lending Program: Home Improvement (NHS)	-	5	9	3	1	4	17	39
Bungalow Initiative	-	-	17	19	42	27	7	112
Net, Improvement and Preservation of Homes	38	212	299	42	67	41	26	725
% of category subtotal	5%	29%	41%	6%	9%	6%	4%	
<b><u>PROGRAMMATIC APPLICATION TBD</u></b>								
GO Bonds	-	-	-	-	-	-	-	-
<b>NET GRAND TOTAL</b>	3,111	254	602	266	378	191	269	5,032

Department of Community Development  
**2009 UNITS ACCESSING MULTIPLE DOH PROGRAMS**  
**2nd quarter**

	% of Units to Receive Multiple Benefits	Units by Income Level						Total Units	
		0-15%	16-30%	31-50%	51-60%	61-80%	81-100%		101+ %
<b>TO CREATE AND PRESERVE AFFORDABLE RENTAL UNITS</b>									
<b><u>MULTIFAMILY REHAB &amp; NEW CONSTRUCTION</u></b>									
Multifamily Loans	100%	5	4	70	67	-	-	-	146
Multi-year Affordability through Upfront Investments (MAUI)	100%	-	-	-	-	-	-	-	-
TIF Subsidies	100%	5	4	70	67	-	-	-	146
Tax Credit Equity	100%	-	-	-	-	-	-	-	-
Multifamily Mortgage Revenue Bonds	100%	-	-	-	-	-	-	-	-
City Land (Multi-family)	100%	2	3	135	36	-	-	-	176
City Fee Waivers (Multi-family)	100%	7	7	133	103	-	-	-	250
Illinois Affordable Housing Tax Credit (value of donations)	100%	-	-	-	-	-	-	-	-
<b><u>RENTAL ASSISTANCE</u></b>									
Supportive Housing Program	100%	389	-	-	-	-	-	-	389
<b><u>SITE ENHANCEMENT</u></b>									
Site Improvements	100%	46	27	107	30	27	4	1	242
	Subtotal	454	45	515	303	27	4	1	1,349
<b>TO PROMOTE AND SUPPORT HOMEOWNERSHIP</b>									
<b><u>SINGLE-FAMILY REHAB &amp; NEW CONSTRUCTION</u></b>									
City Fee Waivers (Single Family)	100%	-	-	-	-	-	39	20	59
<b><u>HOMEOWNERSHIP ASSISTANCE</u></b>									
City Mortgage	15%	-	-	-	-	-	-	-	-
TaxSmart/MCC	33%	-	-	-	1	2	3	8	14
Home Purchase Assistance (ADDI, CPAN & NHFC)	100%	-	-	2	7	2	2	-	13
	Subtotal	-	-	2	10	12	52	30	106
<b>GRAND TOTAL</b>		<b>454</b>	<b>45</b>	<b>517</b>	<b>313</b>	<b>39</b>	<b>56</b>	<b>31</b>	<b>1,455</b>

City of Chicago Department of Community Developments

Summaries of Approved Multifamily Developments

Second Quarter 2009

Attachments

Wrightwood Senior Apartments  
2801 W. 79<sup>th</sup> St., 2751-57 W. 79<sup>th</sup> St.  
NHS Wrightwood Inc./ 79<sup>th</sup> Street Development Inc.

Dr. King Legacy Apartments  
1531-45 W. Avers, 1532-50 S. Hamlin, 3824 W. 16<sup>th</sup> St.  
Lawndale Christian Development Corp.

TRC Senior Village I  
346 E. 53<sup>rd</sup> St., 5243 S. Calumet Ave., 5247 S. Calumet Ave.  
TRC Senior Village I, NFP (established by The Renaissance Collaborative)

Roseland Senior Apartments  
10400-10430 S. Michigan Ave.  
NHS Redevelopment Corporation

# City of Chicago Department of Community Development

## Project Summary

### Second Quarter 2009

**BORROWER/DEVELOPER:** 79<sup>th</sup> Street Limited Partnership/  
NHS Redevelopment Corp

**FOR PROFIT/NOT-FOR-PROFIT:** Not-For-profit

**PROJECT NAME AND ADDRESS:** Wrightwood Senior Apartments  
2801 W. 79<sup>th</sup> St., 2751-57 W. 79<sup>th</sup> St.

**WARD/ALDERMAN:** 18<sup>th</sup> Ward/Alderman Lorna Lane

**COMMUNITY AREA:** Ashburn

**CITY COUNCIL APPROVAL:** 6/01/2009

**TYPE OF PROJECT:** New construction of a six-story, 85-unit affordable seniors' residence and an adjacent parking lot. 76 units will be rent restricted for seniors age 62 and older not exceeding 60% AMI. 9 units will have no rent restrictions but must adhere to the same age restrictions. The main floor will contain a dining area, library, fitness room, and management offices. Other amenities include laundry facilities, an outdoor patio, and on-site parking.

**DOH LOAN:** \$6,191,385 in HOME Funds

**TAX INCREMENT FINANCING:** \$3,050,000 (79<sup>th</sup> St./Southwest Highway TIF)

**MAUI:** \$478,000

**FEE WAIVERS:** \$58,568 (estimated at \$689 per unit x 85 units)

### **UNIT MIX/ RENTS**

Type	Number	Rent	Income Levels Served
Studio	5	\$168	15% AMI
1-bedroom	4	\$388	30% AMI
1-bedroom	46	\$655	60% AMI
1-bedroom**	13	\$750	60% AMI
1-bedroom	7	\$750	Unrestricted
2-bedroom	4	\$800	60% AMI
2-bedroom**	4	\$865	60% AMI
2-bedroom	2	\$865	Unrestricted
<b>Total</b>	<b>85</b>		

\*Tenants pay cooking (gas) and electric/lighting. Heat paid by owner

\*\*Section 8 Project Based Voucher Units

**Project Summary**  
**Wrightwood Senior Apartments**  
**Page 2**

**PROJECT COSTS**

	<b>Amount</b>	<b>Per Unit</b>	<b>% of Project</b>
Acquisition	\$1,356,932	\$15,964	6%
Hard Costs*	\$15,458,990	\$181,870	73%
Soft Costs	\$3,050,463	\$35,888	14%
Developers Fee	\$1,000,000	\$11,765	5%
Deferred Developers Fee	\$375,000	\$4,412	2%
<b>Total</b>	<b>\$21,241,385</b>	<b>\$259,899</b>	<b>100%</b>

**PROJECT FINANCING**

<b>Source</b>	<b>Amount</b>	<b>Rate</b>	<b>Per Unit</b>	<b>% of Project</b>
1 <sup>st</sup> Mortgage- Citi	\$1,172,000	7.5%	\$13,788	5.5%
TIF Mortgage- Citi	\$550,000	7.5%	\$6,471	2.6%
HOME Funds	\$6,191,385	0.0%	\$72,840	29.1%
MAUI	\$478,000	NA	\$5,624	2.3%
TIF- City of Chicago	\$1,000,000	NA	\$11,765	4.7%
TIF Note- City of Chicago	\$1,500,000	NA	\$17,647	7.1%
Deferred Developers Fee	\$375,000	NA	\$4,412	1.8%
IHDA Tax Credit Equity	\$9,975,000	NA	\$117,353	47%
<b>Total</b>	<b>\$21,241,385</b>		<b>\$249,899</b>	<b>100%</b>

# City of Chicago Department of Community Development

## Project Summary

### Second Quarter 2009

**BORROWER/DEVELOPER:** King Legacy Limited Partnership/  
Lawndale Christian Development Corp.

**FOR PROFIT/NOT-FOR-PROFIT:** Not-For-profit

**PROJECT NAME AND ADDRESS:** Dr. King Legacy Apartments  
1531-45 S. Avers, 1532-50 S. Hamlin, 3824 W. 16<sup>th</sup> St.

**WARD/ALDERMAN:** 24<sup>th</sup> Ward/Alderman Sharon Denise Dixon

**COMMUNITY AREA:** North Lawndale

**CITY COUNCIL APPROVAL:** 6/26/2009

**TYPE OF PROJECT:** New construction of a mixed-use, three story development that will consist of 42 affordable and 3 market rate rental units. There will be 6,000 sq./ft. of commercial space and a wide range of amenities on-site. Units will range from two to four bedrooms, with affordability requirements ranging to 15-60% AMI. Ten units will be set aside for Project Based Section 8 voucher holders.

**DCD LOAN:** \$4,914,335 in HOME, Corporate and/or program income funds

**LIHTC:** \$1,600,000 (at \$.6824/\$1.00) generating \$6,994,600 in equity  
Syndicated by: The Richmond Group (TRG)

**LAND WRITE DOWN:** \$1,410,000

**FEE WAIVERS:** \$31,005 (estimated at \$689 per unit x 45 units)

**UNIT MIX/ RENTS**

Type	Number	Rent	Income Levels Served
2-Bedroom (MAUI)	3	\$150-\$406	15-30% AMI
2-Bedroom (PBV)	6	\$775	50-60% AMI
2-Bedroom	19	\$406-\$775	30% AMI- Market
3-Bedroom (MAUI)	1	\$466	30% AMI
3-Bedroomm (PBV)	4	\$945	50-60% AMI
3-Bedroom	10	\$810-\$945	60% AMI- Market
4-Bedroom	2	\$900-\$950	60% AMI
<b>Total</b>	<b>71</b>		

\*23% of all units (10) will be

set aside Project Based Section 8 Voucher (PBV)

\*12 units will be accessible

\*Tenants will pay for gas heating, cooking, water heating and electric (lights)

**Project Summary**  
**Dr. King Legacy Apartments**  
**Page 2**

**PROJECT COSTS**

	<b>Amount</b>	<b>Per Unit</b>	<b>% of Project</b>
Acquisition	\$0	\$0	0%
Construction	\$10,730,093	\$238,447	61.20%
Other Construction*	\$2,211,040	\$49,134	12.61%
Soft Costs	\$3,341,360	\$74,252	19.06%
Developers Fee	\$1,250,000	\$27,778	7.13%
<b>Total</b>	<b>\$17,532,493</b>	<b>\$389,611**</b>	<b>100%</b>

\*Other Construction costs include Building Permits- \$61,730; Bond Premium/LOC Fees- \$255,003; Site Preparation- \$1,055,050; Security- \$250,000; 5% Hard Cost Contingency- \$589,257

\*\*Total cost per unit includes development costs of commercial space. The commercial hard cost is \$675,000 with a cost contingency of \$33,500. Subtracting this value, the per unit cost for development is \$271,831

**PROJECT FINANCING**

<b>Source</b>	<b>Amount</b>	<b>Rate</b>	<b>Per Unit</b>	<b>% of Project</b>
Citibank	\$750,000	7%	\$16,667	4%
City of Chicago- HOME	\$4,914,335	0%	\$109,207	28%
City of Chicago- LIHTC*	\$599,250	NA	\$13,317	4%
DCEO Grant	\$100,000	NA	\$2,222	1%
Syndicator Equity*	\$10,918,908	NA	\$242,642	62%
Deferred Developer Fee	\$250,000	NA	\$5,556	1%
<b>Total</b>	<b>\$17,532,493</b>		<b>\$389,611</b>	<b>100%</b>

**City of Chicago Department of Community Development**

**Project Summary**

**Second Quarter 2009**

**BORROWER/DEVELOPER:** TRC Senior Village I, NFP/ Renaissance Collaborative Inc.

**FOR PROFIT/NOT-FOR-PROFIT:** Not-For-profit

**PROJECT NAME AND ADDRESS:** TRC Senior Village I  
346 E 53<sup>rd</sup> St., 5243 S. Calumet Ave., 5247 S. Calumet Ave.

**WARD/ALDERMAN:** 3<sup>rd</sup> Ward/Alderman Pat Dowell

**COMMUNITY AREA:** Washington Park

**CITY COUNCIL APPROVAL:** 4/20/2009

**TYPE OF PROJECT:** New construction of a 71 unit affordable building for seniors age 62 and older. 70 one-bedroom units will be available to seniors not exceeding 50% AMI, and one unit will be set aside for the resident building manager. Additional on-site resources include a ground floor community space, dining area and warming kitchen, library, a multi-purpose meeting room, and office space for on-site not-for-profit services that cater to the needs of seniors.

**DOH LOAN:** \$1,900,000 in HOME, Corporate and/or program income funds

**LAND WRITE DOWN:** \$1,179,992

**TAX INCREMENT FINANCING:** \$752,000 (47<sup>th</sup>/State TIF District)

**FEE WAIVERS:** \$48,919 (estimated at \$689 per unit x 71 units)

**UNIT MIX/ RENTS**

Type	Number	Rent	Income Levels Served
Studio	70	\$600	50% AMI
Studio	1	NA	Resident Manager
<b>Total</b>	<b>71</b>		

Utilities: Tenants will not pay for any utilities except telephone service, in-room cable, and DSL.

**Project Summary**  
**TRC Senior Village I**  
**Page 2**

**PROJECT COSTS**

	<b>Amount</b>	<b>Per Unit</b>	<b>% of Project</b>
Acquisition	\$3,663,000	\$41,176.47	19%
Hard Costs*	\$12,779,025	\$150,341.47	65%
Soft Costs	\$2,300,890	\$33,692.82	12%
Developers Fee	\$1,000,000	\$11,764.71	4%
<b>Total</b>	<b>\$19,742,915</b>	<b>\$236,975</b>	<b>100%</b>

**PROJECT FINANCING**

<b>Source</b>	<b>Amount</b>	<b>Rate</b>	<b>Per Unit</b>	<b>% of Project</b>
HUD Section 202	\$9,600,000	NA	\$137,273	69.5%
City of Chicago- HOME	\$1,900,000	NA	\$27,257	13.8%
City of Chicago- TIF	\$725,000	NA	\$10,468	5.3%
HUD Amend. Funds	\$564,398	NA	\$8,098	4.1%
U.S. Bank- DTCs	\$523,300	NA	\$7,900	4%
HUD Predevelopment	\$304,425	NA	\$4,345	2.2%
DCEO Energy	\$208,607	NA	\$2,175	1.1%
<b>Total</b>	<b>\$13,826,130</b>		<b>\$197,516</b>	<b>100%</b>

# City of Chicago Department of Community Development

## Project Summary

### Second Quarter 2009

**BORROWER/DEVELOPER:** Roseland Place Limited Partnership/  
NHS Redevelopment Corporation

**FOR PROFIT/NOT-FOR-PROFIT:** Not-For-profit

**PROJECT NAME AND ADDRESS:** Roseland Place Senior Apartments  
10400-30 S. Michigan

**WARD/ALDERMAN:** 9<sup>th</sup> Ward/Alderman Anthony A. Beale

**COMMUNITY AREA:** Roseland

**CITY COUNCIL APPROVAL:** 5/11/2009

**TYPE OF PROJECT:** New construction of a five story building with 60 one-bedroom units for independent living seniors age 62 years and older not exceeding 50% AMI. One unit will be set aside for an on-site resident manager. This development will include a multi-purpose room, hair salon, and physical therapy room. The City's Family and Support Services will operate a 6,000 square foot Senior Services Satellite Center on the first floor, complete with facilities for fitness, food preparation, and a wide variety for social and educational activities. All units will be one-bedroom with rent not exceeding \$641 per month.

**LIHTC:** \$1,408,384 (at \$.66/\$1.00) generating \$6,723,750 in equity  
Syndicated by: National Equity Fund

**LAND WRITE DOWN:** \$680,000

**FEE WAIVERS:** \$41,340 (estimated at \$689 per unit x 60 units)

### **UNIT MIX/ RENTS**

Type	Number	Rent	Income Levels Served
1-Bedroom	59	\$641*	31-50% AMI
1-Bedroom	1	Market	Resident Manager
<b>Total</b>	<b>60</b>		

\*This project has been awarded a 3-year HUD PRAC (Project Rental Assistance Contract). This contract will provide rental assistance for each of the 59 senior units. Tenants will pay no more than 30% of their income for monthly rent.

**Project Summary**  
**Roseland Place Senior Apartments**  
**Page 2**

**PROJECT COSTS**

	<b>Amount</b>	<b>Per Unit</b>	<b>% of Project</b>
Acquisition	\$0	\$0	0%
Hard Costs*	\$13,029,799	\$217,163	76.81%
Soft Costs	\$2,887,624	\$48,127	17.02%
Developers Fee	\$1,045,871	\$17,431	6.17%
<b>Total</b>	<b>\$16,963,294</b>	<b>\$282,722</b>	<b>100%</b>

**PROJECT FINANCING**

<b>Source</b>	<b>Amount</b>	<b>Rate</b>	<b>Per Unit</b>	<b>% of Project</b>
HUD Section 202	\$8,563,900	NA	\$142,732	50.4%
City of Chicago- HOME	\$278,800	NA	\$4,647	1.6%
City of Chicago- TIF	\$1,385,977	NA	\$23,100	8.1%
HUD Amend. Funds	\$6,723,750	NA	\$112,063	39.6%
U.S. Bank- DTCs	\$10,767	NA	\$179	.063%
HUD Predevelopment	\$100	NA	\$1	NA
<b>Total</b>	<b>\$16,963,294</b>		<b>\$282,722</b>	<b>100%</b>

Department of Community Development  
**MULTIFAMILY LOAN COMMITMENTS**  
 January 1 - June 30, 2009

Quarter Approved	Development Name	Developer	Primary Project Address	Ward	Loan Amount	Total Units	Units by Income Level							
							0-15%	16-30%	31-50%	51-60%	61-80%	81-100%	101+ %	
2nd	TRC Senior Village	TRC Senior Village NFP/ Renaissance Collaborative Inc.	346 E. 53rd St., 5243 S. Calumet Ave., 5247 S. Calument Ave.	3rd	\$ 1,900,000	71	-	-	71	-	-	-	-	
2nd	Dr. King Legacy Apts.	Lawndale Christian Dev.	1531045 S. Avers, 1532-50 S. Hamlin, 3824 W. 16th St.	24th	\$ 4,914,335	45	2	3	4	36	-	-	-	
2nd	Wrightwood Senior Apts	NHS Wrightwood Revelopment Corp./ 79th St. Development Corp.	2801 W. 79th St., 2751-57 W. 79th St.	18th	\$ 6,191,385	85	5	4	-	67	-	-	9	
<b>TOTAL</b>						<b>\$ 13,005,720</b>	<b>201</b>	<b>7</b>	<b>7</b>	<b>75</b>	<b>103</b>	<b>-</b>	<b>-</b>	<b>9</b>

Department of Community Development  
**MULTI-YEAR AFFORDABILITY THROUGH UPFRONT INVESTMENTS (MAUI) COMMITMENTS**  
 January 1 - June 30, 2009

Date Approved	Project Name/Developer	Project Address	Amount of MAUI Loan	Number of Units Receiving Assistance & Breakdown of Reduced Rents		Income Level Served	
						0-15%	16-30%
3/10/2009	Victory Center of South Chicago	S. Burley Ave. @ 92nd & 93rd	\$841,678	12	6 1-bedroom from \$624 to \$120-\$322	6	6
					6 1-bedroom from \$766 to \$120-\$322		
5/12/2009	79th Street Ltd. Partnership	2801-25 W. 79th St. 7900-10 S. California 7901-11 S. Mozart	\$478,000	9	5 studios from \$585 to \$168	5	4
					4 1-bedroom from \$750-\$388		
5/12/09 (preliminary)	Lawndale Christian Development Corp (on behalf of King Legacy Ltd Partnership)	3800-24 W. 16th	\$300,000	4	2 2-bedroom from \$775 to \$150	2	2
					1 2-bedroom from \$775-\$404		
					1 3-bedroom from \$945-\$466		
		<b>TOTAL</b>	<b>\$1,619,678</b>	<b>25</b>		<b>13</b>	<b>12</b>

Department of Community Development  
**TAX INCREMENT FINANCING (TIF) MULTIFAMILY COMMITMENTS**  
 January 1 - June 30, 2009

Development	Developer	Address	Ward	Community Area	City Commitment	Total Units	Units by Income Level						
							0-15%	16-30%	31-50%	51-60%	61-80%	81-100%	101+%
TRC Senior Village	TRC Senior Village NFP/ Renaissance Collaborative Inc.	346 E. 53rd St., 5243 S. Calumet Ave., 5247 S. Calument Ave.	3rd	Washington Park	\$725,000	71	-	-	71	-	-	-	-
Wrightwood Senior Apartments	NHS Wrightwood Revelopment Corp./ 79th St. Development Corp.	2801 W 79th St., 2751-57 W. 79th St.	18th	Ashburn	\$3,050,000	85	5	4	-	67	-	-	9
				TOTAL	\$3,775,000	156	5	4	71	67	-	-	9

Department of Community Development  
**2009 LOW INCOME HOUSING TAX CREDIT COMMITMENTS**

	Quarter Approved	Development Name	Developer	Primary Project Address	Ward	Tax Credit Allocation	Equity Generated	Total Units	Units by Income Level						
									0-15%	16-30%	31-50%	51-60%	61-80%	81-100%	101+ %
2008 DOH ANNUAL ALLOCATION	2nd	Dr. King Legacy Apt.	Lawndale Christian Development Corp.	1531045 S. Avers, 1532-50 S. Hamlin, 3824 W. 16th St.	24	\$1,600,000	\$6,994,600	45	2	3	4	36	-	-	-
	2nd	Roseland Place Senior Apts.	NHS Wrightwood Revelopment Corp./ 79th St. Development Corp.	10400-30 S. Michigan Ave.	9th	\$1,408,384	\$6,723,750	60	-	-	60	-	-	-	-
					<b>TOTAL</b>	<b>\$3,008,384</b>	<b>\$13,718,350</b>	<b>105</b>	<b>2</b>	<b>3</b>	<b>64</b>	<b>36</b>	<b>-</b>	<b>-</b>	<b>-</b>

Department of Community Development  
**MULTI-FAMILY CITY LAND COMMITMENTS**  
 January 1 - June 30, 2009

Quarter Approved	Development Name	Developer	Primary Project Address	Value of Land Write Down	Total Units	Units by Income Level						
						0-15%	16-30%	31-50%	51-60%	61-80%	81-100%	101+ %
2nd	TRC Senior Village	TRC Senior Village NFP/ Renaissance Collaborative Inc.	346 E 53rd St., 5243 S. Calumet, 5347 S. Calumet	\$ 1,179,992	71	-	-	71	-	-	-	-
2nd	King Legacy Apts	Lawndale Christian Dev.	1531045 S. Avers, 1532-50 S. Hamlin, 3824 W. 16th St.	\$ 1,410,000	45	2	3	4	36	-	-	-
2nd	Roseland Place Senior Apts.	NHS Redevelopment Corp.	10400-30 S. Michigan Ave.	\$ 680,000	60	-	-	60	-	-	-	-
<b>TOTAL</b>				<b>\$ 3,269,992</b>	<b>176</b>	<b>2</b>	<b>3</b>	<b>135</b>	<b>36</b>	<b>-</b>	<b>-</b>	<b>-</b>

CHICAGO LOW-INCOME HOUSING TRUST FUND

Rental Subsidy Program (Units as of June 30, 2009)

Organization and Address of Project	Annual Subsidy	Total Number of Units Receiving Assistance and Breakdown of Subsidized Rents	Income Level Served	Ward	Community Area
<b>Avelar, Manuel</b> 2735-37 W. Chanay	\$16,440	3 unit(s) <i>1 br.</i> 1, \$525 to \$125 <i>2 br.</i> 2, \$625 to \$140	3: 0-15%	1	22, Logan Square
<b>Barnes Real Estate</b> 2658 W. Armitage	\$10,920	1 unit(s) <i>3 br.</i> 1, \$1,300 to \$390	1: 16-30%	1	27, East Garfield Park
<b>Bickerdike Redevelopment Corp (Howard Apartments LP)</b> 1567-69 N. Hoyne	\$38,400	16 unit(s) <i>SROs:</i> 14, \$522 to \$200-\$243 <i>1 br.</i> 2, \$579 to \$202-\$357	16: 0-15%	1	24, West Town
<b>Ferrer, Francisca</b> 2944 N. Rockwell	\$5,028	1 unit(s) <i>2 br.</i> 1, \$750 to \$331	1: 16-30%	1	21, Avondale
<b>Fregoso, Leticia &amp; Joaquin</b> 2449 N. Maplewood / 3415 W. Lyndale	\$15,480	2 unit(s) <i>2 br.</i> 2, \$1250 to \$605	2: 16-30%	1	22, Logan Square
<b>Hernandez, Monserrate</b> 2540 W. Augusta	\$11,760	2 unit(s) <i>3 br.</i> 2, \$735 to \$325 - \$165	1: 0-15% 1: 16-30%	1	24, West Town
<b>Putz, Erica</b> 2856 N. Rockwell	\$15,360	2 unit(s) <i>2 br.</i> 2, \$985 to \$260-\$430	1: 0-15% 1: 16-30%	1	21, Avondale
<b>Renaissance Companies (Wicker Park Place)</b> 1527 N. Wicker Park	\$45,360	6 unit(s) <i>Studios:</i> 6, \$790 to \$160	6: 0-15%	1	24, West Town
<b>Renaissance Realty Group, Inc. (Renaissance West)</b> 2517 W. Fullerton	\$95,820	30 unit(s) <i>Studios:</i> 13, \$541-586 to \$306-351 and 17, \$541-586 to \$306-351	30: 16-30%	1	22, Logan Square
<b>Torres, Maria G.</b> 1544 N. Bosworth	\$4,200	1 unit(s) <i>1 br.</i> 1, \$850 to \$500	1: 0-15%	1	24, West Town
<b>Barnes Real Estate</b> 2847 W. Congress	\$7,620	1 unit(s) <i>3 br.</i> 1, \$800 to \$165	1: 0-15%	2	27, East Garfield Park

CHICAGO LOW-INCOME HOUSING TRUST FUND

Rental Subsidy Program (Units as of June 30, 2009)

Organization and Address of Project	Annual Subsidy	Total Number of Units Receiving Assistance and Breakdown of Subsidized Rents	Income Level Served	Ward	Community Area
<b>Barnes Real Estate</b> 319 S. California	\$10,800	1 unit(s) <i>3 br.</i> 1, \$1,100 to \$200	1: 0-15%	2	27, East Garfield Park
<b>Barnes Real Estate</b> 2710 W. Jackson	\$71,800	24 unit(s) <i>Studios:</i> 14, \$375 to \$150 and 10, \$470 to \$130	24: 0-15%	2	27, East Garfield Park
<b>Harris Jr., Roosevelt</b> 2724 W. Jackson	\$11,760	1 unit(s) <i>4 br.</i> 1, \$1,200 to \$220	1: 0-15%	2	27, East Garfield Park
<b>Herron Enterprises</b> 122-24 S. California	\$27,816	6 unit(s) <i>1 br.</i> 3, \$700 to \$249-\$412 <i>2 br.</i> 3, \$800-770 to \$333-\$430	6: 16-30%	2	27, East Garfield Park
<b>Herron Enterprises</b> 116-18 S. California	\$20,484	3 unit(s) <i>3 br.</i> 3, \$950 To \$354-\$414	0: 0-15% 3: 16-30%	2	27, East Garfield Park
<b>Mercy Housing Lakefront (South Loop Apts)</b> 1521 S. Wabash	\$36,012	26 unit(s) <i>SROs:</i> 24, \$330 to \$305-\$70 and 2, \$350 to \$99-\$70	26: 0-15% 0: 16-30%	2	33, Near South Side
<b>A Safe Haven LLC / KMA Holdings LLC</b> 4750-58 S. Michigan	\$48,360	6 unit(s) <i>2 br.</i> 2, \$800 to \$370 <i>3 br.</i> 2, \$950 to \$200-\$410 <i>4 br.</i> 2, \$1100 to \$220-\$470	2: 0-15% 4: 16-30%	3	38, Grand Boulevard
<b>Barnes Real Estate</b> 4221 S. Prairie	\$17,520	1 unit(s) <i>5 br.</i> 1, \$1700 to \$240	1: 0-15%	3	38, Grand Boulevard
<b>Barnes Real Estate</b> 3840-02 S. King Dr	\$32,460	5 unit(s) <i>1 br.</i> 3, \$600 to \$125-140 <i>2 br.</i> 2, \$780 to \$125-140	5: 0-15%	3	35, Douglas
<b>Barnes Real Estate</b> 4637-39 S. Prairie	\$21,624	2 unit(s) <i>2 br.</i> 1, \$982 to \$190 <i>5 br.</i> 1, \$1250 to \$240	2: 0-15%	3	38, Grand Boulevard

**CHICAGO LOW-INCOME HOUSING TRUST FUND**

**Rental Subsidy Program (Units as of June 30, 2009)**

Organization and Address of Project	Annual Subsidy	Total Number of Units Receiving Assistance and Breakdown of Subsidized Rents		Income Level Served	Ward	Community Area
<b>Barnes Real Estate</b> 4749 S. Throop	\$7,380	1 unit(s)	3 br. 1, \$1050 to \$435	1: 0-15%	3	61, New City
<b>Barnes Real Estate</b> 4824 S. Prairie	\$17,520	2 unit(s)	5 br. 2, \$990 to \$260	2: 16-30%	3	38, Grand Boulevard
<b>Chicago Metro Hsg Dev Corp (Progressive Square LP)</b> 4748-56 S. Wabash	\$26,220	4 unit(s)	2 br. 3, \$875 to \$340 3 br. 1, \$975 to \$390	4: 16-30%	3	38, Grand Boulevard
<b>CMHDC c/o Kass Management</b> 5152-78 S. King Dr	\$6,120	1 unit(s)	1 br. 1, \$630 to \$120	1: 0-15%	3	40, Washington Park
<b>Holsten Management (Hilliard Homes LP)</b> 2111 S. Clark	\$17,340	7 unit(s)	1 br. 7, \$580-\$705 to \$380-\$505	7: 16-30%	3	33, Near South Side
<b>Hull, Stanley</b> 8010 S. Evans	\$8,760	1 unit(s)	2 br. 1, \$900 to \$170	1: 0-15%	3	44, Chatham
<b>Jackson, Sammie</b> 4945 S. Halsted	\$6,120	1 unit(s)	2 br. 1, \$900 to \$390	1: 16-30%	3	61, New City
<b>King Preservation LP</b> 5049 S. King Drive	\$54,900	8 unit(s)	2 br. 5, \$725 to \$299-\$190 4 br. 2, \$950 to \$299 5 br. 1, \$1,050 to \$260	4: 0-15% 4: 16-30%	3	38, Grand Boulevard
<b>Metroplex (Park Apts. Ltd. Partnership)</b> 220 E. Garfield / 5730 S. Calumet	\$211,892	36 unit(s)	1 br. 3, \$675 to \$140 2 br. 17, \$740-823 to \$431-421 and 2, \$850 to \$170 3 br. 12, \$860 to \$490 and 2, \$900-950 to \$360-258	6: 0-15% 30: 16-30%	3	40, Washington Park
<b>Preferred Hyde Park</b> 4544 S. Indiana	\$12,000	1 unit(s)	4 br. 1, \$1,200 to \$200	1: 0-15%	3	40, Washington Park

CHICAGO LOW-INCOME HOUSING TRUST FUND

Rental Subsidy Program (Units as of June 30, 2009)

Organization and Address of Project	Annual Subsidy	Total Number of Units Receiving Assistance and Breakdown of Subsidized Rents	Income Level Served	Ward	Community Area
<b>Redevelopment Services Corp.</b> 4331 S. King Dr	\$7,650	1 unit(s) <i>4 br.</i> 1, \$1,100 to \$465	1: 16-30%	3	38, Grand Boulevard
<b>Savic, Dusan c/o Maya Savic</b> 5848-52 S. Normal / 500 W 59th St	\$39,480	5 unit(s) <i>1 br.</i> 1, \$670 to \$140 <i>2 br.</i> 3, \$850 to \$170 <i>3 br.</i> 1, \$950 to \$200	5: 0-15%	3	68, Englewood
<b>Walker Properties, Inc.</b> 4457-59 S. Indiana	\$19,140	5 unit(s) <i>2 br.</i> 4, \$505-\$575 to \$140-325 <i>3 br.</i> 1, \$575 to \$325	3: 0-15% 2: 16-30%	3	38, Grand Boulevard
<b>Bracey-Mayberry, Seniorites</b> 4356 S. Berkeley	\$3,816	1 unit(s) <i>3 br.</i> 1, \$950 to \$632	1: 16-30%	4	39, Kenwood
<b>Chicago Metro Hsg Dev. Corp (Kenwood Oakland LLC)</b> 4341-43 S. Greenwood	\$21,840	2 unit(s) <i>4 br.</i> 2, \$1,350 to \$440	2: 16-30%	4	39, Kenwood
<b>Chicago Metro Hsg Dev. Corp (Kenwood Oakland LLC)</b> 4151-53 S. Berkely	\$17,040	2 unit(s) <i>3 br.</i> 2, \$1,100 to \$390	2: 16-30%	4	36, Oakland
<b>Heartland Housing (The Sutherland)</b> 4659 S. Drexel	\$100,500	49 unit(s) <i>Studios:</i> 23, \$ 295-\$500 to \$120-\$395 <i>1 br.</i> 24, \$300-\$685 to \$125-\$510 <i>2 br.</i> 2, \$585-\$685 - \$410-\$510	10: 0-15% 39: 16-30%	4	39, Kenwood
<b>Oates, Beutonna</b> 4340 S. Lake Park	\$10,500	1 unit(s) <i>5 br.</i> 1, \$1,050 to \$175	1: 0-15%	4	39, Kenwood
<b>Sarden, Darlene</b> 8722 S. Crandon	\$9,900	1 unit(s) <i>3 br.</i> 1, \$1025 to \$200	1: 0-15%	4	48, Calumet Heights
<b>W. &amp; W. Properties LLC</b> 4611-17 S. Drexel	\$53,640	10 unit(s) <i>2 br.</i> 10, \$597-\$800 to \$150-\$400	10: 0-15%	4	39, Kenwood
<b>AIC Holdings, LLC</b> 2017-19 E. 72nd	\$16,800	2 unit(s) <i>3 br.</i> 2, \$900 to \$200	1: 0-15% 1: 16-30%	5	43, South Shore

CHICAGO LOW-INCOME HOUSING TRUST FUND

Rental Subsidy Program (Units as of June 30, 2009)

Organization and Address of Project	Annual Subsidy	Total Number of Units Receiving Assistance and Breakdown of Subsidized Rents		Income Level Served	Ward	Community Area
<b>All Properties</b> 6734 S. Clyde	\$6,720	1 unit(s)	3 br. 1, \$950 to \$390	1: 16-30%	5	43, South Shore
<b>All Properties (Channel Price)</b> 6757-59 S Clyde / 2106-08 E 68th	\$23,520	3 unit(s)	2 br. 2, \$775 to \$170 3 br. 1, \$950 to \$200	2: 0-15% 1: 16-30%	5	43, South Shore
<b>All Properties (Jason Schere)</b> 6916 S. Clyde	\$24,900	4 unit(s)	Studios: 3, \$500 to \$0 1 br. 1, \$575 to \$0	4: 0-15%	5	43, South Shore
<b>Brown, L. Chandra</b> 1948 E. 73rd St.	\$5,640	1 unit(s)	3 br. 1, \$960 to \$490	1: 16-30%	5	43, South Shore
<b>CJD Projects III LP</b> 6936-44 S. Clyde	\$7,020	1 unit(s)	3 br. 1, \$950 to \$365	1: 16-30%	5	43, South Shore
<b>Darling, Jake J.</b> 6845 S. Ridgeland	\$8,100	1 unit(s)	3 br. 1, \$1,200 to \$525	1: 16-30%	5	43, South Shore
<b>Dibane LLC</b> 7353 S. Kenwood	\$10,800	1 unit(s)	3 br. 1, \$1100 to \$200	1: 0-15%	5	43, South Shore
<b>Family Rescue Development Corp.</b> 6820-30 S. Ridgeland	\$82,710	22 unit(s)	1 br. 6, \$380 to \$52-\$356 2 br. 6, \$475 to \$65-\$219 3 br. 10, \$530 to \$41- \$385	22: 0-15%	5	43, South Shore
<b>Island Terrace Apartments</b> 6430 S. Stony Island	\$12,456	2 unit(s)	1 br. 1, \$749 to \$274 2 br. 1, \$ 955 to \$366	1: 0-15% 1: 16-30%	5	42, Woodlawn
<b>Kingston Properties LLC</b> 7110-16 S. Cornell	\$60,600	10 unit(s)	Studios: 10, \$635 to \$130	10: 0-15%	5	43, South Shore
<b>Lakeside Real Estate (2358 E 70th Place LLC)</b> 2358 E. 70th Place	\$42,840	8 unit(s)	1 br. 6, \$700 to \$170-\$285 and 2, \$700 to \$328-\$352	4: 0-15% 4: 16-30%	5	43, South Shore
<b>Luster, Jacqueline</b> 2353 E. 70th St.	\$5,700	1 unit(s)	2 br. 1, \$700 to \$225	1: 0-15%	5	43, South Shore
<b>M &amp; A Management</b> 7005 S. Clyde	\$10,500	1 unit(s)	3 br. 1, \$1,200 to \$325	1: 16-30%	5	43, South Shore

CHICAGO LOW-INCOME HOUSING TRUST FUND

Rental Subsidy Program (Units as of June 30, 2009)

Organization and Address of Project	Annual Subsidy	Total Number of Units Receiving Assistance and Breakdown of Subsidized Rents	Income Level Served	Ward	Community Area
<b>Pro Invest Realty (TWG Merrill South LLC)</b> 7048-50 S. Merrill	\$35,212	6 unit(s) <i>1 br.</i> 5, \$650 to \$140 and 1, \$500 to \$157	6: 0-15%	5	43, South Shore
<b>Remax Real Estate Inc (King Oden)</b> 1509 E. Marquette	\$7,200	1 unit(s) <i>3 br.</i> 1, \$900 to \$300	1: 16-30%	5	42, Woodlawn
<b>The Genesis Group 7024, Inc.</b> 7024-32 S. Paxton	\$51,768	8 unit(s) <i>2 br.</i> 2, \$775 to \$196-\$125 and 3, \$775 to \$300 -\$250 <i>3 br.</i> 1, \$775 to \$200 and 2, \$815 to \$345-\$250	3: 0-15% 5: 16-30%	5	43, South Shore
<b>WECAN</b> 1554-56 E. 65th	\$46,656	8 unit(s) <i>Studios:</i> 1, \$581 to \$130 <i>1 br.</i> 7, \$631 to \$140	8: 0-15%	5	42, Woodlawn
<b>Wilbourn, Sandy</b> 6511 S. Blackstone	\$5,724	1 unit(s) <i>2 br.</i> 1, \$1,000 to \$523	1: 16-30%	5	42, Woodlawn
<b>7948-58 Wabash LLC (Gurvayse Wilkes)</b> 7948-58 S. Wabash / 20-22 E 80th	\$9,960	2 unit(s) <i>1 br.</i> 2, \$700 to \$285	2: 16-30%	6	44, Chatham
<b>Barnes Real Estate</b> 7531 S. Eberhart	\$7,896	1 unit(s) <i>5 br.</i> 1, \$1,093 to \$435	1: 0-15%	6	69, Greater Grand Crossing
<b>Boyd, Christopher / DAQ Inc.</b> 6712 S. Halsted	\$9,060	1 unit(s) <i>2 br.</i> 1, \$975 to \$195	1: 0-15%	6	68, Englewood
<b>Breges Mgt (Hopkins, Lynette &amp; Jerry)</b> 7557-59 S. Calumet / 348-58 E 76th	\$9,840	2 unit(s) <i>1 br.</i> 2, \$525-\$575 to \$285	2: 16-30%	6	69, Greater Grand Crossing
<b>Brown, Yolanda</b> 7556 S. Langley / 654 E 76th	\$7,620	1 unit(s) <i>1 br.</i> 1, \$775 to \$140	1: 0-15%	6	69, Grand Crossing
<b>Ekong, Eno</b> 6712 S. Emerald	\$8,100	1 unit(s) <i>3 br.</i> 1, \$900 to \$255	1: 0-15%	6	68, Englewood
<b>Jones, Larry</b> 738 E. 87th Place	\$10,080	1 unit(s) <i>2 br.</i> 1, \$980 to \$140	1: 0-15%	6	44, Chatham

**CHICAGO LOW-INCOME HOUSING TRUST FUND**

**Rental Subsidy Program (Units as of June 30, 2009)**

Organization and Address of Project	Annual Subsidy	Total Number of Units Receiving Assistance and Breakdown of Subsidized Rents		Income Level Served	Ward	Community Area
Kennedy, Sonia 57 W. 74th St.	\$6,000	1 unit(s)	2 br. 1, \$775 to \$275	1: 16-30%	6	69, Greater Grand Crossing
Kennedy, Sonia 7110 S. Lafayette	\$12,960	1 unit(s)	4 br. 1, \$1300 to \$220	1: 0-15%	6	69, Greater Grand Crossing
Marsh, Mary Ann & Reginald 7538 S. Rhodes	\$5,832	1 unit(s)	3 br. 1, \$1,100 to \$614	1: 16-30%	6	69, Greater Grand Crossing
Payne, Charles 7331 S. Vernon	\$5,460	1 unit(s)	1 br. 1, \$800 to \$345	1: 16-30%	6	69, Greater Grand Crossing
Peoples, Sedalia 6948 S. Wabash	\$11,400	1 unit(s)	3 br. 1, \$1150 to \$200	1: 0-15%	6	69, Greater Grand Crossing
Pierce, Lee & Barbara 7934-42 S. Wabash	\$6,720	1 unit(s)	1 br. 1, \$700 to \$140	1: 0-15%	6	44, Chatham
7613 Kingston, LLC 7613-17 S. Kingston	\$24,600	4 unit(s)	2 br. 3, \$725 to \$170 and 1, \$725 to \$340	3: 0-15% 1: 16-30%	7	43, South Shore
All Properties Real Estate, Inc. 3004 E. 78th St.	\$7,164	1 unit(s)	2 br. 1, \$750 to \$175	1: 0-15%	7	43, South Shore
All Properties Real Estate, Inc. 7849-53 S. Coles	\$68,640	13 unit(s)	Studios: 6, \$500 to \$130 and 7, \$500 to \$0	13: 0-15%	7	43, South Shore
Amuwo, Shaffdeen / Public Health Associates LLC 2666 E. 78th	\$8,352	2 unit(s)	2 br. 2, \$750-\$700 to \$500-\$250	1: 0-15% 1: 16-30%	7	43, South Shore
Curry, Lea 7637 S. Essex	\$7,320	1 unit(s)	2 br. 1, \$754 to \$140	1: 0-15%	7	43, South Shore
de la Cruz, Modesto 1145 N. Keeler	\$7,800	1 unit(s)	2 br. 1, \$850 to \$200	1: 0-15%	7	43, South Shore

**CHICAGO LOW-INCOME HOUSING TRUST FUND**

**Rental Subsidy Program (Units as of June 30, 2009)**

Organization and Address of Project	Annual Subsidy	Total Number of Units Receiving Assistance and Breakdown of Subsidized Rents		Income Level Served	Ward	Community Area
<b>Dibane LLC</b> 9747 S. Merrion	\$12,720	1 unit(s)	4 br: 1, \$1300 to \$240	1: 0-15%	7	51, South Deering
<b>El-Amin, Jihad</b> 6613 S. Langley	\$7,500	1 unit(s)	3 br: 1, \$1025 to \$400	1: 16-30%	7	46, South Chicago
<b>Globe Realty</b> 7559 S. Essex	\$5,580	1 unit(s)	3 br: 1, \$900 to \$435	1: 16-30%	7	43, South Shore
<b>Hawthorn Property Mgt (Newby Partners)</b> 2512-14 E. 79th	\$27,600	5 unit(s)	1 br: 5, \$600 to \$140	5: 0-15%	7	43, South Shore
<b>Hawthorne Management (Seven Eight Shore Dr Partners)</b> 7733 S. South Shore Dr	\$28,020	5 unit(s)	Studios: 1, \$525 to \$130 1 br: 4, \$625 to \$140	7: 0-15%	7	43, South Shore
<b>High Ridge Properties (Brown, Elzy L)</b> 2648-54 W 78th	\$13,920	2 unit(s)	2 br: 2, \$750 to \$170	2: 0-15%	7	43, South Shore
<b>IBF Property Mgt (2523 75th LLC)</b> 7502 S Kingston / 2523 E. 75th	\$38,220	6 unit(s)	Studios: 5, \$650 to \$130 1 br: 1, \$725 to \$140	6: 0-15%	7	43, South Shore
<b>Jackson, Safiyah</b> 8737 S. Colfax	\$8,760	1 unit(s)	2 br: 1, \$900 to \$170	1: 0-15%	7	46, South Chicago
<b>Jean, Hector</b> 2815 E. 76th St.	\$7,020	1 unit(s)	4 br: 1, \$790 to \$205	1: 16-30%	7	43, South Shore
<b>Luce, John (American NB&amp;TCO OF Chgo Trust #124126-07)</b> c/o Historic Management 7901-05 S. Kingston	\$14,436	5 unit(s)	Studios: 5, \$465 to \$297-\$155	5: 0-15%	7	46, South Chicago
<b>Malone Realty LLC</b> 2801 E. 77th Place	\$7,800	1 unit(s)	3 br: 1, \$1,100 to \$450	1: 16-30%	7	43, South Shore
<b>McKey &amp; Poague RES Inc (Derosena, Lucien)</b> 3033-41 E 79th	\$6,420	1 unit(s)	1 br: 1, \$675 to \$140	1: 0-15%	7	46, South Chicago

**CHICAGO LOW-INCOME HOUSING TRUST FUND**

**Rental Subsidy Program (Units as of June 30, 2009)**

Organization and Address of Project	Annual Subsidy	Total Number of Units Receiving Assistance and Breakdown of Subsidized Rents		Income Level Served	Ward	Community Area
<b>Monroe, Antoinette</b> 7337 S. Shore Dr.	\$9,240	1 unit(s)	<i>2 br.</i> 1, \$960 to \$190	1: 0-15%	7	43, South Shore
<b>MPM Property Mgt (Mack Parham)</b> 7951-55 S. Muskegon	\$26,160	4 unit(s)	<i>Studios:</i> 3, \$670 to \$130 <i>1 br.</i> 1, \$700 to \$140	4: 0-15%	7	46, South Chicago
<b>MPM Property Mgt (Mack Parham)</b> 7951-55 S. Muskegon / 2818-36 E 78th / 7750-56 S. Muskegon	\$71,520	11 unit(s)	<i>Studios:</i> 3, \$670 to \$130 <i>1 br.</i> 8, \$700 to \$140	11: 0-15%	7	46, South Chicago
<b>MPM Property Mgt (Mack Parham)</b> 7951 S. Muskegon	\$19,440	3 unit(s)	<i>1 br.</i> 3, \$700 to \$140	3: 0-15%	7	46, South Chicago
<b>Nwanah, Patrick</b> 7827 S. Colfax	\$7,164	1 unit(s)	<i>2 br.</i> 1, \$775 to \$178	1: 0-15%	7	43, South Shore
<b>Oldshore LLC</b> 7210 S. Yates	\$7,164	1 unit(s)	<i>2 br.</i> 1, \$850 to \$340	1: 0-15%	7	43, South Shore
<b>Pro Invest Realty LLC (Cuyak, Susan &amp; Zdenko)</b> 7608-28 S. Colfax	\$105,120	17 unit(s)	<i>1 br.</i> 8, \$650 to \$140 <i>2 br.</i> 7, \$750 to \$170 and 2, \$750 to \$340	15: 0-15% 2: 16-30%	7	43, South Shore
<b>Pugh, Arnold</b> 7838 S. Phillips	\$8,220	1 unit(s)	<i>3 br.</i> 1, \$850 to \$165	1: 0-15%	7	43, South Shore
<b>Saez, Angela</b> 7838 S. Colfax	\$29,100	5 unit(s)	<i>3 br.</i> 5, \$650-\$850 to \$165-\$345	1: 0-15% 4: 16-30%	7	43, South Shore
<b>Stewart, Ralph</b> 7440-44 S. Phillips	\$52,920	7 unit(s)	<i>2 br.</i> 7, \$800 to \$170	7: 0-15%	7	43, South Shore
<b>Windham, Ocie &amp; Stephanie</b> 7200-10 S. Shore Dr	\$7,020	1 unit(s)	<i>1 br.</i> 1, \$750 to \$140	1: 0-15%	7	43, South Shore
<b>Windy City Real Estate (LSK Stewart II LLC)</b> 7617 S. Colfax	\$6,000	1 unit(s)	<i>Studios:</i> 1, \$500 to \$0	1: 0-15%	7	43, South Shore

**CHICAGO LOW-INCOME HOUSING TRUST FUND**

**Rental Subsidy Program (Units as of June 30, 2009)**

Organization and Address of Project	Annual Subsidy	Total Number of Units Receiving Assistance and Breakdown of Subsidized Rents	Income Level Served	Ward	Community Area
<b>WJ Management (Essex-King Apts. LLC)</b> 5300-10 S King Dr / 363-69 E. 53rd / 5248 S. King / 370 E. 53rd	\$43,320	8 unit(s) <i>2 br.</i> 1, \$750 to \$180 and 2, \$750 to \$450-\$415 <i>3 br.</i> 2, \$950 to \$425-\$345 and 2, \$950 to \$550-\$525 <i>4 br.</i> 1, \$1,100 to \$650	1: 0-15% 7: 16-30%	7	43, South Shore
<b>WJ Management (Kingston Apartments LLC)</b> 7436-46 S. Kingston / 2475 E. 74th Pl	\$59,700	8 unit(s) <i>2 br.</i> 2, \$780 to \$170-\$340 <i>3 br.</i> 2, \$950-\$975 to \$390-\$350 and 4, \$980 to \$200 to \$390	1: 0-15% 7: 16-30%	7	43, South Shore
<b>Yurban Group LLC</b> 8041-45 S. Manistee	\$12,960	1 unit(s) <i>4 br.</i> 1, \$1300 to \$220	1: 0-15%	7	46, South Chicago
<b>7255 Euclid LLC</b> 7255-57 S. Euclid / 1940-44 E. 73rd 1940-44 E. 73rd	\$31,620	5 unit(s) <i>Studios.</i> 2, \$550 to \$130 <i>1 br.</i> 1, \$675 to \$140 <i>2 br.</i> 2, \$800 to \$170	5: 0-15%	8	43, South Shore
<b>7800-04 S Euclid LLC</b> 7800-04 S Euclid / 1917 E 78th	\$26,280	3 unit(s) <i>2 br.</i> 3, \$900 to \$170	3: 0-15%	8	43, South Shore
<b>7816 Cornell LLC</b> 7816-28 S. Cornell	\$13,320	2 unit(s) <i>2 br.</i> 2, \$725 to \$170	2: 0-15% 0: 16-30%	8	43, South Shore
<b>BN Realty Enterprises LLC</b> 7807-09 S. Cornell	\$20,160	2 unit(s) <i>2 br.</i> 2, \$1,200 to \$395-\$325	2: 16-30%	8	43, South Shore
<b>Dimensions Management (Red Cedar Partners, LLC)</b> 8049 S. Maryland	\$64,260	9 unit(s) <i>1 br.</i> 9, \$735 to \$140	9: 0-15%	8	44, Chatham
<b>Hinton, Jesse</b> 7541 S. Ellis	\$6,720	1 unit(s) <i>1 br.</i> 1, \$700 to \$140	1: 0-15%	8	69, Greater Grand Crossing
<b>Hinton, Jesse</b> 1157 E 82nd	\$9,360	1 unit(s) <i>2 br.</i> 1, \$950 to \$170	1: 0-15%	8	57 Avalon Park
<b>Hutchinson, Joel</b> 8029 S. Dobson	\$21,744	3 unit(s) <i>1 br.</i> 3, \$744 to \$140	3: 0-15%	8	44, Chatham

**CHICAGO LOW-INCOME HOUSING TRUST FUND**

**Rental Subsidy Program (Units as of June 30, 2009)**

Organization and Address of Project	Annual Subsidy	Total Number of Units	Receiving Assistance and Breakdown of Subsidized Rents	Income Level Served	Ward	Community Area
Love, Ronald 8112 S. Bennett Ave.	\$8,640	1 unit(s)	4 br: 1, \$1,200 to \$480	1: 16-30%	8	46, South Chicago
MLC Properties (Ingleside Investment Group) 8101-25 S. Ingleside	\$117,120	22 unit(s)	Studios: 4, \$500 to \$130 1 br: 18, \$600 to \$140	22: 0-15%	8	44, Chatham
Peel, Armel 851 E. 87th Place	\$7,320	1 unit(s)	2 br: 1, \$900 to \$290	1: 0-15%	8	44, Chatham
Perri, Jackie 9247 S. Stoney Island	\$8,160	1 unit(s)	2 br: 1, \$850 to \$170	1: 0-15%	8	48, Calumet Heights
Pro Invest Realty (Mario Soldo) 7851 S. Constance	\$39,420	9 unit(s)	Studios: 9, \$495 to \$130	9: 0-15%	8	43, South Chicago
Woodlawn Community Dev Corp (Southside Pres. Portfolio LLC) 8222-32 S. Ingleside	\$48,960	8 unit(s)	1 br: 8, \$650 to \$140	8: 0-15%	8	44, Chatham
Woodlawn Community Dev Corp (Southside Pres. Portfolio LLC) 8238-46 S. Ellis		unit(s)		8: 0-15%	8	44, Chatham
Woodlawn Community Dev Corp (Southside Pres Portfolio LLC) 8251-61 S. Ellis	\$61,200	10 unit(s)	1 br: 10, \$650 to \$140	10: 0-15%	8	44, Chatham
Barnes Real Estate 10657 S. Champlain	\$10,320	1 unit(s)	2 br: 1, \$1000 to \$170	1: 0-15%	9	50, Pullman
Barnes Real Estate 10539 S. Corliss	\$8,040	1 unit(s)	2 br: 1, \$1000 to \$330	1: 0-15%	9	50, Pullman
Brown, Allen 30 E. 118th	\$14,640	1 unit(s)	6 br: 1, \$1,650 to \$430	1: 16-30%	9	53, West Pullman
Brown, Yolanda 11006 S. Indiana	\$13,920	2 unit(s)	2 br: 2, \$750 to \$170	2: 0-15%	9	49, Roseland

CHICAGO LOW-INCOME HOUSING TRUST FUND

Rental Subsidy Program (Units as of June 30, 2009)

Organization and Address of Project	Annual Subsidy	Total Number of Units Receiving Assistance and Breakdown of Subsidized Rents		Income Level Served	Ward	Community Area
<b>Dunkle, Raymond Barry</b> 11572 S. Front	\$8,280	1 unit(s)	<i>2 br.</i> 1, \$825 to \$135	1: 0-15%	9	53, West Pullman
<b>Grant II, Jerome</b> 734-36 E 95th	\$17,520	1 unit(s)	<i>2 br.</i> 1, \$900 to \$170	1: 0-15%	9	49, Roseland
<b>Hinton, Jesse</b> 11409-11 S. St. Lawrence	\$10,800	1 unit(s)	<i>3 br.</i> 1, \$1,100 to \$200	1: 0-15%	9	50, Pullman
<b>Hinton, Jesse</b> 11430 S. Champlain	\$ 6,120	1 unit(s)	<i>1 br.</i> 1, \$650 to \$140	1: 0-15%	9	50, Pullman
<b>Hussain, Mubeen</b> 10810 S. Calumet Avenue	\$20,160	3 unit(s)	<i>1 br.</i> 3, \$750 to \$140	3: 0-15%	9	49, Roseland
<b>Jackson, Sammie</b> 10728 S. Wabash	\$5,220	1 unit(s)	<i>2 br.</i> 1, \$575 to \$140	1: 0-15%	9	49, Roseland
<b>Jackson, Willie</b> 234 E 136th	\$14,520	1 unit(s)	<i>5 br.</i> 1, \$1450 to \$240	1: 0-15%	9	34, Riverdale
<b>McClendon, Edward</b> 158-68 E. 113th St / 11250-56 S. Indiana	\$12,960	1 unit(s)	<i>4 br.</i> 1, \$1,300 to \$220	1: 0-15%	9	49, Roseland
<b>Starks, Dorothy</b> 10624 S. Langley	\$10,200	1 unit(s)	<i>3 br.</i> 1, \$1050 to \$200	1: 0-15%	9	50, Pullman
<b>Thompson Real Estate</b> 13150 S. Forrestville	\$8,880	1 unit(s)	<i>4 br.</i> 1, \$1,173 to \$433	1: 16-30%	9	54, Riverdale
<b>Washington, Major</b> 10949-51 S. Vernon	\$4,800	1 unit(s)	<i>1 br.</i> 1, \$600 to \$200	1: 16-30%	9	49, Roseland
<b>Williams, Lorraine</b> 414 W. 100th Place	\$6,360	1 unit(s)	<i>2 br.</i> 1, \$700 to \$170	1: 0-15%	9	49, Washington Heights
<b>Windy City Real Estate (LSK Stewart II LLC)</b> 347 E. 107th Street	\$6,000	1 unit(s)	<i>Studios.</i> 1, \$500 to \$0	1: 0-15%	9	49, Roseland

**CHICAGO LOW-INCOME HOUSING TRUST FUND**

**Rental Subsidy Program (Units as of June 30, 2009)**

Organization and Address of Project	Annual Subsidy	Total Number of Units Receiving Assistance and Breakdown of Subsidized Rents	Income Level Served	Ward	Community Area
<b>Boardman, William &amp; Christine</b> 8707 S. Escanaba	\$9,360	3 unit(s) <i>2 br.</i> 2, \$545 to \$285 <i>3 br.</i> 1, \$700 to \$440	3: 16-30%	10	46, South Chicago
<b>Casa Kirk, Inc.</b> <b>c/o Claretian Association</b> 3248 E. 92nd St.	\$30,240	7 unit(s) <i>3 br.</i> 7, \$825 to \$360	7: 16-30%	10	46, South Chicago
<b>East Lake Management / South East Little Village Ltd. Part. U.N.O.</b> 2837 E 90th / 2849 E 90th / 3066 E. 92nd / 9001 S. Muskegon	\$18,360	6 unit(s) <i>2 br.</i> 4, \$410 to \$165-\$185 <i>3 br.</i> 2, \$450 to \$190	6: 0-15%	10	46, South Chicago
<b>Ojeda, Lisa</b> 8718 S. Commercial	\$11,760	1 unit(s) <i>4 br.</i> 1, \$1200 to \$220	1: 0-15%	10	46, South Chicago
<b>Ojeda, Lisa</b> 8842 S. Houston	\$19,200	2 unit(s) <i>3 br.</i> 2, \$1000 to \$200	2: 0-15%	10	46, South Chicago
<b>Rehab South Chicago</b> <b>c/o Claretians Associates</b> 3251 E. 91st St.	\$6,158	2 unit(s) <i>3 br.</i> 1, \$541 to \$446 <i>4 br.</i> 1, \$675 to \$256	2: 16-30%	10	46, South Chicago
<b>Southeast Chicago Dev. Comm. (9001 Commercial Building)</b> 9001 S. Commercial	\$17,640	3 unit(s) <i>2 br.</i> 1, \$710 to \$170 and 2, \$720 to \$200-\$310	1: 0-15% 2: 16-30%	10	46, South Chicago
<b>Southeast Chicago Dev Commi (8954-56 Commercial Ave. Bldg LP)</b> 8954-56 S. Commercial	\$18,540	4 unit(s) <i>3 br.</i> 1, \$685 to \$335 <i>4 br.</i> 3, \$750-\$745 to \$420-\$295	4: 0-15%	10	46, South Chicago
<b>Villa Guadalupe Senior Services, Inc. c/o Claretian Associates</b> 3201 E. 91st St.	\$145,744	37 unit(s) <i>Studios:</i> 1, \$465 to \$240 <i>1 br.</i> 33, \$660-\$486 to \$366-\$317 <i>2 br.</i> 3, \$832 to \$362-\$245	37: 16-30%	10	46, South Chicago
<b>Williams, Adedapo</b> 8734 S. Escanaba	\$7,860	1 unit(s) <i>2 br.</i> 1, \$825 to \$170	1: 0-15%	10	46, South Chicago
<b>Blum, Christopher</b> 3033 S. Broad	\$11,160	1 unit(s) <i>2 br.</i> 1, \$1100 to \$170	1: 0-15%	11	60, Bridgeport

**CHICAGO LOW-INCOME HOUSING TRUST FUND**

**Rental Subsidy Program (Units as of June 30, 2009)**

Organization and Address of Project	Annual Subsidy	Total Number of Units Receiving Assistance and Breakdown of Subsidized Rents	Income Level Served	Ward	Community Area
<b>Barnes Real Estate</b> 2310 S. Sacramento	\$6,120	1 unit(s) <i>1 br.</i> 1, \$685 to \$175	1: 0-15%	12	30, South Lawndale
<b>Goss, Edward</b> 2505 W. 69th St.	\$5,880	1 unit(s) <i>3 br.</i> 1, \$850 to \$360	1: 16-30%	13	65, West Lawn
<b>5600 LTB LLC</b> 5600-02 S. Michigan / 71-73 E 56th St.	\$48,720	5 unit(s) <i>2 br.</i> 2, \$850 to \$170 <i>3 br.</i> 3, \$1,100 to \$200-\$390	5: 0-15%	15	40, Washington Park
<b>Barnes Real Estate</b> 1715 W. 58th	\$7,320	1 unit(s) <i>2 br.</i> 1, \$800 to \$190	1: 0-15%	15	67, West Englewood
<b>Chicago Metro Hsg. Dev Corp</b> 6315-19 S. California	\$20,940	4 unit(s) <i>Studios:</i> 2, \$650 to \$265 <i>1 br.</i> 1, \$750 to \$285 <i>2 br.</i> 1, \$850 to \$340	4: 16-30%	15	68, Chicago Lawn
<b>Churchview Manor Apartments</b> <b>c/o Greater Southwest Dev. Corp.</b> 2626 W. 63rd St.	\$58,380	20 unit(s) <i>1 br.</i> 19, \$582 to \$332 <i>2 br.</i> 1, \$721 to \$400	20: 16-30%	15	66, Chicago Lawn
<b>Earle, Penny</b> 6824 S. Wood / 6759 S Wood	\$13,020	3 unit(s) <i>3 br.</i> 2, \$770 to \$325-\$580 <i>4 br.</i> 1, \$850 to \$400	1: 0-15% 2: 16-30%	15	67, West Englewood
<b>Jackson, Keith &amp; Tanya</b> 5841 S. Calumet	\$8,280	1 unit(s) <i>4 br.</i> 1, \$1,050 to \$360	1: 16-30%	15	66, Chicago Lawn
<b>Josephs, Edward</b> 6735 S. Claremont	\$11,400	1 unit(s) <i>3 br.</i> 1, \$1150 to \$200	1: 0-15%	15	66, Chicago Lawn
<b>Park Mgt &amp; Investments</b> 6307 S. Rockwell	\$5,340	1 unit(s) <i>2 br.</i> 1, \$585 to \$140	1: 0-15%	15	66, Chicago Lawn
<b>Patria Partners, LLC</b> 5925 S. Marshfield	\$9,600	1 unit(s) <i>3 br.</i> 1, \$1,230 to \$430	1: 16-30%	15	67, West Englewood

**CHICAGO LOW-INCOME HOUSING TRUST FUND**

**Rental Subsidy Program (Units as of June 30, 2009)**

Organization and Address of Project	Annual Subsidy	Total Number of Units	Receiving Assistance and Breakdown of Subsidized Rents	Income Level Served	Ward	Community Area
<b>Pehar, Antoinette</b> c/o ZAP Management, Inc 6346-54 S. Fairfield	\$61,200	10 unit(s)	1 br: 10, \$650 to \$140	10: 0-15%	15	66, Chicago Lawn
<b>Plienias, Andrew</b> 2901-11 W. 64th	\$21,780	3 unit(s)	2 br: 3, \$775 to \$170-\$340	2: 0-15% 1: 16-30%	15	67, West Englewood
<b>Ratliff, Stanley</b> 6228 S. Rockwell	\$10,056	1 unit(s)	3 br: 1, \$1038 to \$200	1: 0-15%	15	66, Chicago Lawn
<b>Scott III, Milton M.</b> 6435 S. Artesian	\$11,400	1 unit(s)	3 br: 1, \$1,150 to \$200	1: 0-15%	15	66, Chicago Lawn
<b>West Englewood Ltd Partnership (Clara's Village)</b> 6355 S. Wood / 1637 W 59th / 1901 W 59th / 1941 W 59th	\$74,880	8 unit(s)	3 br: 8, \$980 to \$200	1: 0-15%	15	67, West Englewood
<b>Arlandiz, Elizabeth &amp; Sergio</b> 5550 S. Mozart	\$5,400	1 unit(s)	2 br: 1, \$750 to \$300	1: 16-30%	16	63, Gage Park
<b>Barnes Real Estate</b> 5346 S. Carpenter	\$11,100	1 unit(s)	3 br: 1, \$1125 to \$200	1: 0-15%	16	61, New City
<b>Barnes Real Estate</b> 6224 S. Morgan	\$17,400	2 unit(s)	1 br: 1, \$800 to \$130 4 br: 1, \$1,250 to \$180	2: 0-15%	16	68, Englewood
<b>Barnes Real Estate</b> 5735 S. Elizabeth	\$8,880	1 unit(s)	5 br: 1, \$1,100 to \$360	1: 0-15%	16	67, West Englewood
<b>Barnes Real Estate</b> 5226 S. May	\$7,020	1 unit(s)	2 br: 1, \$725 to \$140	1: 0-15%	16	61, New City
<b>Barnes Real Estate</b> 5529 S. Ada	\$8,220	1 unit(s)	3 br: 1, \$850 to \$165	1: 0-15%	16	67, West Englewood
<b>Barnes Real Estate</b> 2214 W. 51st	\$6,480	1 unit(s)	2 br: 1, \$800 to \$260	1: 0-15%	16	63, Gage Park

**CHICAGO LOW-INCOME HOUSING TRUST FUND**

**Rental Subsidy Program (Units as of June 30, 2009)**

Organization and Address of Project	Annual Subsidy	Total Number of Units Receiving Assistance and Breakdown of Subsidized Rents		Income Level Served	Ward	Community Area
<b>Barnes Real Estate</b> 6340 S. Sangamon	\$7,320	1 unit(s)	2 br. 1, \$800 to \$190	1: 0-15%	16	68, Englewood
<b>Carter, Charles &amp; Sisceodies</b> 6201 S. Justine	\$9,720	1 unit(s)	3 br. 1, \$1200 to \$390	1: 16-30%	16	61, New City
<b>Davis, Dianna</b> 1107 W. Garfield Blvd.	\$11,220	2 unit(s)	1 br. 1, \$550 to \$125 2 br. 1, \$650 to \$140	2: 0-15%	16	68, New City
<b>Elzy, Curtis</b> 5337 S. Carpenter	\$7,500	1 unit(s)	4 br. 1, \$1000 to \$375	1: 16-30%	16	61, New City
<b>Goss, Edward</b> 5925 S. Rockwell	\$5,880	1 unit(s)	3 br. 1, \$850 to \$360	1: 16-30%	16	66, Chicago Lawn
<b>Miller, Jeanette</b> 5539 S. Sangamon	\$6,300	1 unit(s)	3 br. 1, \$900 to \$375	1: 16-30%	16	68, Englewood
<b>Oates, Beutonna</b> 1411 W. 55th	\$8,424	1 unit(s)	4 br. 1, \$887 to \$185	1: 0-15%	16	67, West Englewood
<b>Oates, Beutonna</b> 5658 S. Bishop	\$5,100	1 unit(s)	3 br. 1, \$750 to \$325	1: 16-30%	16	67, West Englewood
<b>Sarden, Darlene</b> 6241 S. Throop	\$9,900	1 unit(s)	3 br. 1, \$1025 to \$200	1: 0-15%	16	67, West Englewood
<b>Turner, Susie &amp; Robert</b> 5522 S Ada	\$12,960	1 unit(s)	4 br. 1, \$1300 to \$220	1: 0-15%	16	67, Englewood
<b>Ulmer, Tina</b> 6133 S. Bishop	\$12,000	1 unit(s)	3 br. 1, \$1200 to \$200	1: 0-15%	16	67, West Englewood
<b>Ulmer, Tina</b> 5400 S. Loomis	\$10,320	1 unit(s)	4 br. 1, \$1,300 to \$440	1: 16-30%	16	61, New City
<b>Barnes Real Estate</b> 6733 S. Morgan	\$8,520	1 unit(s)	3 br. 1, \$875 to \$165	1: 0-15%	17	68, Englewood

CHICAGO LOW-INCOME HOUSING TRUST FUND

Rental Subsidy Program (Units as of June 30, 2009)

Organization and Address of Project	Annual Subsidy	Total Number of Units Receiving Assistance and Breakdown of Subsidized Rents	Income Level Served	Ward	Community Area
<b>Barnes Real Estate</b> 6239 S. Ashland	\$11,760	1 unit(s) <i>4 br.</i> 1, \$1,200 to \$220	1: 0-15%	17	67, West Englewood
<b>Barnes Real Estate</b> 7230 S. Yale	\$14,256	1 unit(s) <i>6 br.</i> 1, \$1398 to \$210	1: 0-15%	17	69, Greater Grand Crossing
<b>Catholic Charities Hsg Dev Corp. (St. Leo's Residence LP)</b> 7750 S. Emerald	\$67,560	10 unit(s) <i>Studios:</i> 10, \$693 to \$130	10: 0-15%	17	71, Auburn Gresham
<b>Cooper, Crystal</b> 7620 S. Peoria	\$10,800	1 unit(s) <i>3 br.</i> 1, \$1,100 to \$200	1: 0-15%	17	71, Auburn Gresham
<b>Eggleston Prop, LLC</b> 443 W. 75th / 7502-06 S Eggleston	\$21,000	5 unit(s) <i>3 br.</i> 4, \$850 to \$500-\$490 and 1, \$865 to \$515	5: 16-30%	17	69, Greater Grand Crossing
<b>Galloway, Michael</b> 7013 S. Morgan	\$9,360	1 unit(s) <i>2 br.</i> 1, \$950 to \$170	1: 0-15%	17	68, Englewood
<b>Gibson, Diana</b> 7728 S. Bishop	\$10,800	1 unit(s) <i>3 br.</i> 1, \$1100 to \$200	1: 0-15%	17	71, Auburn
<b>Harris, Brian</b> 7830 S. Sangamon	\$15,480	2 unit(s) <i>3 br.</i> 2, \$950 to \$250-\$360	1: 0-15% 1: 16-30%	17	71, Auburn Gresham
<b>Jackson, Cynthia</b> 7929 S. Harvard	\$5,220	1 unit(s) <i>3 br.</i> 1, \$835 to \$400	1: 16-30%	17	44, Chatham
<b>Kass Management (Kass Management Services Inc / 2300 W St Paul LLC / CMRD Properties LLC)</b> 1370-82 W. 79th / 7847-59 S. Loomis	\$39,720	10 unit(s) <i>Studios:</i> 7, \$525 to \$130 <i>1 br.</i> 3, \$585 to \$140	10: 0-15%	17	71, Auburn Gresham

**CHICAGO LOW-INCOME HOUSING TRUST FUND**

**Rental Subsidy Program (Units as of June 30, 2009)**

Organization and Address of Project	Annual Subsidy	Total Number of Units Receiving Assistance and Breakdown of Subsidized Rents		Income Level Served	Ward	Community Area
<b>Kennebrew, Darlene &amp; James</b> 1564 W Marquette / 6648-50 S. Justine	\$15,720	2 unit(s)	<i>2 br.</i> 2, \$825 to \$170 - \$340	1: 0-15% 1: 16-30%	17	67, Englewood
<b>Ogunfemi, Adewale</b> 7237 S. Yales	\$6,120	1 unit(s)	<i>2 br.</i> 1, \$900 to \$390	1: 16-30%	17	69, Greater Grand Crossing
<b>Silas, Michelle</b> 7800 S. Ada	\$11,940	1 unit(s)	<i>4 br.</i> 1, \$1,625 to \$630	1: 16-30%	17	71, Auburn Gresham
<b>SSG Ltd. Partnership</b> 7000-10 S. Sangamon	\$13,920	4 unit(s)	<i>3 br.</i> 4, \$800-\$615 to \$435-\$325	4: 16-30%	17	68, Englewood
<b>White, Ylanda</b> 6504 S. Bishop	\$7,320	1 unit(s)	<i>3 br.</i> 1, \$1000 to \$390	1: 16-30%	17	67, West Englewood
<b>Williamson, Reginald</b> 7742 S. Muskegon	\$9,600	1 unit(s)	<i>3 br.</i> 1, \$1000 to \$200	1: 0-15%	17	43, South Shore
<b>Wisniowicz, David</b> 7014-18 S. Sangamon	\$25,908	4 unit(s)	<i>2 br.</i> 2, \$782 to \$245-\$205 <i>3 br.</i> 1, \$900 to \$390 and 1, \$925 to \$390	1: 0-15% 3: 16-30%	17	68, Englewood
<b>Woodlawn Community Dev Corp (Southside Pres Portfolio LLC)</b> 7701-07 S. Stewart	\$36,000	6 unit(s)	<i>Studios:</i> 6, \$500 to \$0	6: 0-15%	17	69, Greater Grand Crossing
<b>Jackson, Willie</b> 7718 S. Winchester	\$13,560	1 unit(s)	<i>4 br.</i> 1, \$1350 to \$220	1: 0-15%	18	71, Auburn Gresham
<b>Page, Bobbie</b> 8434 S. Paulina	\$5,400	1 unit(s)	<i>1 br.</i> 1, \$575 to \$125	1: 0-15%	18	71, Auburn Gresham
<b>Turner, Susie &amp; Robert</b> 8501 S. Kedzie	\$7,320	1 unit(s)	<i>1 br.</i> 1, \$750 to \$140	1: 0-15%	18	70, Ashburn

CHICAGO LOW-INCOME HOUSING TRUST FUND

Rental Subsidy Program (Units as of June 30, 2009)

Organization and Address of Project	Annual Subsidy	Total Number of Units Receiving Assistance and Breakdown of Subsidized Rents	Income Level Served	Ward	Community Area
<b>1622 California Venture LLC</b> c/o Audit Management Inc. 1622 N. California	\$28,440	6 unit(s) <i>SROs:</i> 6, \$525 to \$130	6: 0-15%	20	68, Englewood
<b>6109-19 S. Indiana LP</b> c/o Gilead Property Management 6109-19 S. Indiana	\$21,600	4 unit(s) <i>2 br:</i> 2, \$650 to \$405-\$110 <i>3 br:</i> 2, \$800-\$750 to \$270-\$265	4: 0-15%	20	40, Washington Park
<b>Barnes Real Estate</b> 929 W. 54th Place	\$8,580	1 unit(s) <i>3 br:</i> 1, \$980 to \$265	1: 0-15%	20	61, New City
<b>Barnes Real Estate</b> 5612 S. Rhodes	\$10,800	1 unit(s) <i>3 br:</i> 1, \$1,100 to \$200	1: 0-15%	20	40, Washington Park
<b>Barnes Real Estate</b> 5161 S. Michigan	\$8,880	1 unit(s) <i>2 br:</i> 1, \$875 to \$135	1: 0-15%	20	40, Washington Park
<b>Barnes Real Estate</b> 6041 S. Indiana	\$8,520	1 unit(s) <i>3 br:</i> 1, \$1,100 to \$390	1: 16-30%	20	40, Washington Park
<b>Barnes Real Estate</b> 5717-19 S. Prairie	\$39,600	4 unit(s) <i>3 br:</i> 2, \$900 to \$245-\$225 and 1, \$1100 to \$200 <i>4 br:</i> 1, \$1250 to \$180	4: 0-15%	20	40, Washington Park
<b>Dorchester Way Apts. Ltd. Part.</b> 6800 S. Dorchester	\$23,520	4 unit(s) <i>2 br:</i> 2, \$750-820 to \$260-330 <i>3 br:</i> 2, \$900 to \$410	4: 16-30%	20	42, Woodlawn
<b>Eden Development Corp</b> 5627-29 S. Indiana / 5532-34 S. Indiana	\$12,240	3 unit(s) <i>3 br:</i> 2, \$600 to \$325 <i>4 br:</i> 1, \$700 to \$375	3: 16-30%	20	40, Washington Park
<b>Metroplex Inc.</b> (6140 South Drexell LLC) 6140 S. Drexel	\$33,460	5 unit(s) <i>2 br:</i> 2, \$825-865 to \$305-\$410 <i>3 br:</i> 3, \$1010-1020 to \$410-\$420	5: 16-30%	20	42, Woodlawn

**CHICAGO LOW-INCOME HOUSING TRUST FUND**

**Rental Subsidy Program (Units as of June 30, 2009)**

Organization and Address of Project	Annual Subsidy	Total Number of Units Receiving Assistance and Breakdown of Subsidized Rents		Income Level Served	Ward	Community Area
<b>Metroplex Inc. (South Park, Apts.)</b> 5950 S. King Dr. / 5951 S. Calumet	\$41,544	7 unit(s)	<i>2 br.</i> 4, \$782-\$811 to \$251-\$407 <i>3 br.</i> 3, \$884 to \$459	2: 0-15% 5: 16-30%	20	40, Washington Park
<b>Paragon Investments LLC</b> <b>c/o Jason Donajkowski</b> 829 W. 54th Place	\$10,800	1 unit(s)	<i>3 br.</i> 1, \$1,100 to \$200	1: 0-15%	20	61, New City
<b>Pro Invest (5606 S. Wabash, LLC)</b> 5606 S. Wabash	\$25,308	4 unit(s)	<i>2 br.</i> 2, \$800 to \$170-\$285 <i>3 br.</i> 2, \$872 to \$390	1: 0-15% 3: 16-30%	20	40, Washington Park
<b>Pro Invest Realty LLC</b> <b>(TWG Prairie LLC)</b> 6034-52 S. Prairie	\$35,952	6 unit(s)	<i>1 br.</i> 1, \$650 to \$400 <i>2 br.</i> 2, \$740-\$775 to \$275-\$483 and 2, \$750 to \$266-\$400 <i>3 br.</i> 1, \$950 to \$325	3: 0-15% 3: 16-30%	20	40, Washington Park
<b>The Yale Building</b> 6565 S. Yale	\$54,228	13 unit(s)	<i>1 br.</i> 13, \$470-\$625 to \$140-\$285	10: 0-15% 3: 16-30%	20	68, Englewood
<b>Tookes, Oliver</b> 6116-34 S. King Drive	\$64,920	10 unit(s)	<i>1 br.</i> 8, \$650 to \$140 <i>2 br.</i> 1, \$825 to \$170 <i>3 br.</i> 1, \$875 to \$200	10: 0-15%	20	40, Washington Park
<b>WECAN</b> 6230 S. Dorchester	\$16,020	3 unit(s)	<i>Studios:</i> 3, \$575 to \$130	3: 0-15%	20	42, Woodlawn
<b>WECAN</b> 1411-15 E 65th	\$25,560	2 unit(s)	<i>3 br.</i> 2, \$1265 to \$200	2: 0-15% 0: 16-30%	20	42, Woodlawn
<b>WECAN</b> 6146 S. Kenwood	\$33,060	7 unit(s)	<i>1 br.</i> 1, \$570 to \$245 and 3, \$570 to \$140 <i>3 br.</i> 3, \$785 to \$215-\$575	4: 0-15% 3: 16-30%	20	42, Woodlawn
<b>Woodlawn Development Associates</b> 6224-26 S. Kimbark	\$12,852	3 unit(s)	<i>1 br.</i> 2, \$577-627 to \$212-355 <i>3 br.</i> 1, \$810 to \$376	3: 16-30%	20	42, Woodlawn
<b>1335 W. 81st LLC c/o Sylvia Kosir</b> 1335-41 W. 81st	\$4,920	1 unit(s)	<i>2 br.</i> 1, \$750 to \$340	1: 0-15%	21	71, Auburn Gresham

**CHICAGO LOW-INCOME HOUSING TRUST FUND**

**Rental Subsidy Program (Units as of June 30, 2009)**

Organization and Address of Project	Annual Subsidy	Total Number of Units Receiving Assistance and Breakdown of Subsidized Rents		Income Level Served	Ward	Community Area
<b>8052 S. Laflin LLC c/o Sylvia Kosir</b> 1504-10 W. 81st	\$20,700	2 unit(s)	<i>1 br.</i> 1, \$655 to \$225 <i>2 br.</i> 1, \$750 to \$320	2: 0-15%	21	71, Auburn Gresham
<b>Bradley, Latricia</b> 9443 S. Justine	\$5,400	1 unit(s)	<i>2 br.</i> 1, \$900 to \$450	1: 16-30%	21	73, Washington Heights
<b>Chicago Metro Hsg Dev Corp</b> 9101-09 S. Beverly	\$28,980	3 unit(s)	<i>1 br.</i> 2, \$750 to \$285 <i>2 br.</i> 1, \$850 to \$340	3: 16-30%	21	73, Washington Heights
<b>Chicago Metro Hsg Dev. Corp (CMHDC Properties LLC)</b> 1401-11 W. 80th St.	\$18,360	3 unit(s)	<i>2 br.</i> 3, \$850 to \$340	3: 16-30%	21	71, Auburn Gresham
<b>Chicago Metro Hsg Dev. Corp (CMHDC Properties LLC)</b> 7955-59 S. Paulina / 1648 W. 80th	\$19,560	3 unit(s)	<i>2 br.</i> 1, \$850 to \$340 <i>3 br.</i> 2, \$950 to \$390	3: 16-30%	21	71, Auburn Gresham
<b>Great American Realty</b> 1342 W. 82nd St.	\$10,560	2 unit(s)	<i>1 br.</i> 1, \$610 to \$290 <i>2 br.</i> 1, \$750 to \$190	1: 0-15% 1: 16-30%	21	71, Auburn Gresham
<b>MPG Global Real Estate</b> 9401 S. Ashland / 1553 W. 94th	\$24,000	4 unit(s)	<i>Studios:</i> 4, \$500 to \$0	4: 0-15%	21	73, Washington Heights
<b>Nautilus Investments LLC Marshfield (Sandeep &amp; Carolyn Sood)</b> 8101 S Marshfield	\$41,160	4 unit(s)	<i>2 br.</i> 1, \$900 to \$170 <i>3 br.</i> 3, \$1100 to \$200	4: 0-15%	21	71, Auburn Gresham
<b>Windy City Real Estate (LSK Stewart II LLC)</b> 1443-47 W. 79th	\$6,000	1 unit(s)	<i>Studios:</i> 1, \$500 to \$0	1: 0-15%	21	71, Auburn Gresham

**CHICAGO LOW-INCOME HOUSING TRUST FUND**

**Rental Subsidy Program (Units as of June 30, 2009)**

Organization and Address of Project	Annual Subsidy	Total Number of Units Receiving Assistance and Breakdown of Subsidized Rents	Income Level Served	Ward	Community Area
<b>Austin Property Mgt (Evoywest Chicago LLC)</b> 3635-45 W. Cermak / 2210-14 S. Millard	\$89,940	11 unit(s) <i>1 br.</i> 4, \$725 to \$140 <i>2 br.</i> 5, \$875 to \$170 <i>3 br.</i> 1, \$975 to \$200 <i>4 br.</i> 1, \$1,075 to \$220	11: 0-15%	22	30, South Lawndale
<b>Barnes Real Estate</b> 2349 S. Drake	\$9,120	1 unit(s) <i>3 br.</i> 1, \$975 to \$215	1: 16-30%	22	30, South Lawndale
<b>Dancea, George &amp; Marius</b> 4126 W. 24th Place	\$46,380	9 unit(s) <i>1 br.</i> 8, \$550 to \$140-\$285 <i>2 br.</i> 1, \$650 to \$340	7: 0-15% 2: 16-30%	22	30, South Lawndale
<b>Kosinski, Henry &amp; Jeanine</b> 3751 W. 55th	\$9,360	1 unit(s) <i>2 br.</i> 1, \$950 to \$170	1: 0-15%	22	62, West Eldson
<b>Patterson, Donald</b> 4100 W. Ogden	\$29,280	4 unit(s) <i>2 br.</i> 4, \$750 to \$140	4: 0-15%	22	29, North Lawndale
<b>3346 W. Lexington Family LP</b> 3346 W. Lexington	\$12,096	1 unit(s) <i>3 br.</i> 1, \$1,300 to \$292	1: 0-15%	24	27, East Garfield Park
<b>AIDSCare, Inc.</b> 1235 S. Saywer	\$14,400	6 unit(s) <i>1 br.</i> 5, \$437-324 to \$131-\$237 <i>2 br.</i> 1, \$308 to \$108	5: 0-15% 1: 16-30%	24	29, North Lawndale
<b>Barnes Real Estate</b> 1525 S. Hamlin	\$13,440	2 unit(s) <i>2 br.</i> 1, \$650 to \$140 <i>3 br.</i> 1, \$775 to \$165	2: 0-15%	24	29, North Lawndale
<b>Barnes Real Estate</b> 1436 S. Kostner	\$8,520	1 unit(s) <i>3 br.</i> 1, \$1,100 to \$390	1: 16-30%	24	29, North Lawndale
<b>Barnes Real Estate</b> 3909 W. Gladys	\$9,120	1 unit(s) <i>4 br.</i> 1, \$1,200 to \$440	1: 16-30%	24	26, West Garfield Park
<b>Gomez, Vittorio M.</b> 1921 S. Homan	\$10,920	1 unit(s) <i>4 br.</i> 1, \$1350 to \$440	1: 16-30%	24	29, North Lawndale
<b>Grant, Wanda</b> 1246 S Lawndale / 1338 S. Albany	\$22,464	4 unit(s) <i>3 br.</i> 3, \$839-1008 to \$450-\$600 <i>4 br.</i> 1, \$1350 to \$700	4: 16-30%	24	29, North Lawndale
<b>Grant, Wanda &amp; Martin</b> 3745 W. Douglas	\$17,220	3 unit(s) <i>3 br.</i> 1, \$911 to \$456 and 1, \$1,045 to \$601 <i>4 br.</i> 1, \$1,061 to \$525	3: 16-30%	24	29, North Lawndale

CHICAGO LOW-INCOME HOUSING TRUST FUND

Rental Subsidy Program (Units as of June 30, 2009)

Organization and Address of Project	Annual Subsidy	Total Number of Units Receiving Assistance and Breakdown of Subsidized Rents		Income Level Served	Ward	Community Area
<b>Grant, Wanda &amp; Martin</b> 3710 W. Douglas	\$3,480	1 unit(s)	3 br. 1, \$800 to \$510	1: 16-30%	24	29, North Lawndale
<b>Hernandez, Monserrate</b> 519-27 S. Lavergne	\$15,552	3 unit(s)	3 br. 2, \$850-\$800 to \$466-\$365 4 br. 1, \$900 to \$466	3: 16-30%	24	25, Austin
<b>James, Edward</b> 3521 W Douglas	\$12,300	1 unit(s)	4 br. 1, \$1465 to \$440	1: 16-30%	24	29, North Lawndale
<b>Johnson, Margaret</b> 1511 S. Lawndale	\$19,320	2 unit(s)	2 br. 2, \$975 to \$170	2: 0-15% 0: 16-30%	24	29, North Lawndale
<b>Keeler Apartments Ltd. Partnership</b> 1251-55 S. Keeler	\$65,700	10 unit(s)	3 br. 8, \$770-\$840 to \$230-\$300 4 br. 2, \$930-\$940 to \$315-\$400	10: 0-15%	24	29, North Lawndale
<b>Khan, Julia and Qamar</b> 4905 W. Van Buren	\$11,724	1 unit(s)	3 br. 1, \$1,177 to \$200	1: 0-15%	24	25, Austin
<b>KMA Holdings III, LLC</b> 4031-37 W. Gladys	\$35,520	6 unit(s)	2 br. 2, \$800 to \$340 3 br. 4, \$900 to \$390	6: 16-30%	24	26, West Garfield Park
<b>KMA Holdings LLC</b> 3857 W. Polk / 807-11 S. Springfield	\$18,000	2 unit(s)	3 br. 2, \$950 to \$200	5: 0-15%	24	26, West Garfield Park
<b>Kolin Court Ltd. Partnership</b> 1203-11 S. Kolin / 4321-29 W. Roosevelt	\$37,380	7 unit(s)	2 br. 4, \$668 to \$223 and 3, \$745-\$760 to \$300-\$315	5: 0-15% 2: 16-30%	24	29, North Lawndale
<b>Landon, Susie</b> 1906-08 S. Troy	\$17,160	2 unit(s)	2 br. 1, \$850 to \$170 3 br. 1, \$950 to \$200	2: 0-15%	24	29, Lawndale
<b>Liberty Square LP</b> <b>c/o Bonheur Realty Services Corp.</b> 711 S. Independence Blvd.	\$62,712	10 unit(s)	1 br. 1, \$627 to \$140 2 br. 5, \$739 to \$170-340 3 br. 3, \$928 to \$200-390 4 br. 1, \$1020 to \$440	3: 0-15% 7: 16-30%	24	27, East Garfield Park
<b>McKinley, Luebertha &amp; Dortch, Charles</b> 1444 S. Ridgeway	\$7,680	1 unit(s)	3 br. 1, \$1,000 to \$360	1: 16-30%	24	29, North Lawndale

CHICAGO LOW-INCOME HOUSING TRUST FUND

Rental Subsidy Program (Units as of June 30, 2009)

Organization and Address of Project	Annual Subsidy	Total Number of Units Receiving Assistance and Breakdown of Subsidized Rents	Income Level Served	Ward	Community Area
<b>Metro 312 Property Consultants, Inc.</b> 2215 S. Albany	\$13,920	2 unit(s) <i>2 br.</i> 2, \$750 to \$170	2: 0-15%	24	30, South Lawndale
<b>Novara, Marisa &amp; Christians, Ted</b> 1852 S. Troy	\$6,360	1 unit(s) <i>3 br.</i> 1, \$950 to \$420	1: 16-30%	24	29, North Lawndale
<b>Pierce, Audrey</b> 1530 S. Christiana	\$9,360	1 unit(s) <i>2 br.</i> 1, \$950 to \$170	1: 0-15%	24	29, North Lawndale
<b>Scott, Natalie A.</b> 1825 S. Lawndale	\$9,600	1 unit(s) <i>3 br.</i> 1, \$1,000 to \$200	1: 0-15%	24	29, North Lawndale
<b>Scott, Natalie A.</b> 1432-34 S. Homan	\$9,360	1 unit(s) <i>2 br.</i> 1, \$950 to \$170	1: 0-15%	24	29, North Lawndale
<b>Tenard, Terrance</b> 3946 W. Polk	\$9,420	1 unit(s) <i>3 br.</i> 1, \$1,000 to \$215	1: 0-15%	24	26, West Garfield Park
<b>Brandon, Sean &amp; Araceli</b> 1921 W. 17th St.	\$5,448	1 unit(s) <i>3 br.</i> 1, \$800 to \$346	1: 16-30%	25	31, Lower West Side
<b>Gonzalez, Gilbert</b> 2104 S. May	\$5,100	1 unit(s) <i>2 br.</i> 1, \$875 to \$450	1: 16-30%	25	31, Lower West Side
<b>Gonzalez, Gilbert</b> 1841 S. Laflin	\$5,100	1 unit(s) <i>3 br.</i> 1, \$900 to \$450	1: 16-30%	25	31, Lower West Side
<b>Ibarra, Juan &amp; Elizabeth</b> 1714 W. 17th St.	\$4,320	1 unit(s) <i>2 br.</i> 1, \$500 to \$140	1: 0-15%	25	31, Lower West Side
<b>The Resurrection Project</b> 963 W. Cullerton	\$11,904	7 unit(s) <i>Studios:</i> 3, \$349-\$336 to \$269-\$136 <i>3 br.</i> 2, \$700-\$639 to \$505-\$474 <i>4 br.</i> 2, \$540 to \$491-\$320	7: 16-30%	25	31, Lower West Side
<b>The Resurrection Project</b> 967 W. 19th St.	\$1,080	1 unit(s) <i>2 br.</i> 1, \$475 to \$385	1: 16-30%	25	31, Lower West Side
<b>The Resurrection Project</b> 1712 W. 17th St.	\$4,140	2 unit(s) <i>2 br.</i> 2, \$473-\$525 to \$358-\$410	2: 16-30%	25	31, Lower West Side
<b>The Resurrection Project</b> 1313 W. 19th St.	\$1,380	1 unit(s) <i>1 br.</i> 1, \$466 to \$351	1: 16-30%	25	31, Lower West Side

CHICAGO LOW-INCOME HOUSING TRUST FUND

Rental Subsidy Program (Units as of June 30, 2009)

Organization and Address of Project	Annual Subsidy	Total Number of Units Receiving Assistance and Breakdown of Subsidized Rents		Income Level Served	Ward	Community Area
<b>The Resurrection Project</b> 1714 W. 19th St.	\$2,100	1 unit(s)	2 br. 1, \$545 to \$370	1: 16-30%	25	31, Lower West Side
<b>Acosta, Braulio</b> 1628 N. St. Louis	\$12,720	1 unit(s)	4 br. 1, \$1500 to \$440	1: 16-30%	26	23, Humboldt Park
<b>Arlandiz, Elizabeth &amp; Sergio</b> 1300 N. Homan	\$34,080	10 unit(s)	2 br. 6, \$540 to \$275 3 br. 4, \$660 to \$325	10: 16-30%	26	23, Humboldt Park
<b>Avelar, Manuel</b> 3306-08 W. Division	\$42,120	6 unit(s)	3 br. 6, \$750 to \$200	6: 0-15%	26	23, Humboldt Park
<b>Bickerdike Redevelopment Corp (Boulevard Apts LP)</b> 929 N. Sacramento / 2214 N Sacramento / 1930 N. Humboldt	\$30,996	12 unit(s)	1 br. 2, \$499 to \$260 2 br. 8, \$586 to \$370 3 br. 1, \$705 to \$486 4 br. 1, \$788 to \$460	3: 0-15% 9: 16-30%	26	23, Humboldt Park
<b>Bickerdike Redevelopment Corp (La Paz Apartments)</b> 3600-06 W. Shakespeare	\$16,692	7 unit(s)	2 br. 7, \$628 to \$446 3 br. 1, \$488 to \$265	1: 0-15% 6: 16-30%	26	22, Logan Square
<b>Bickerdike Redevelopment Corp (Nuestro Pueblo Apts)</b> 901-03 & 909-15 N. Sacramento	\$51,288	21 unit(s)	1 br. 4, \$478 to \$327 2 br. 7, \$563 to \$398 3 br. 6, \$678 to \$474 4 br. 4, \$752 to \$539	4: 0-15% 17: 16-30%	26	23, Humboldt Park
<b>Cruz, Orlando</b> 1536-38 N. St. Louis	\$8,760	1 unit(s)	2 br. 1, \$900 to \$170	1: 0-15%	26	23, Humboldt Park
<b>Cubas, Carlos</b> 1932 N. Monticello	\$9,720	1 unit(s)	3 br. 1, \$1,200 to \$390	1: 16-30%	26	22, Logan Square
<b>Gomez, Michael</b> 1624 N. Albany	\$5,520	1 unit(s)	2 br. 1, \$800 to \$340	1: 16-30%	26	23, Humboldt Park
<b>Hernandez, Monserrate</b> 2500 W. Thomas	\$12,540	2 unit(s)	2 br. 1, \$650 to \$140 3 br. 1, \$700 to \$165	2: 0-15%	26	24, West Town
<b>Hispanic Housing (Augusta Assoc. Ltd.)</b> 3301 W. Palmer	\$41,220	10 unit(s)	2 br. 3, \$690 to \$235-426 and 6, \$834 to \$445-574 3 br. 1, \$1030 to \$671	1: 0-15% 9: 16-30%	26	22, Logan Square

CHICAGO LOW-INCOME HOUSING TRUST FUND

Rental Subsidy Program (Units as of June 30, 2009)

Organization and Address of Project	Annual Subsidy	Total Number of Units Receiving Assistance and Breakdown of Subsidized Rents	Income Level Served	Ward	Community Area
<b>Hispanic Housing Dev Corp (Humboldt Park Ltd.)</b> 3038-40 W. North Ave.	\$27,936	12 unit(s) <i>Studios:</i> 6, \$463 to \$250-305 <i>1 br.</i> 6, \$535 to \$322	1: 0-15% 11: 16-30%	26	23, Humboldt Park
<b>Humboldt Ridge II L.P. c/o Related Management</b> 1810-16 N. St. Louis	\$29,136	6 unit(s) <i>1 br.</i> 1, \$602 to \$140 <i>3 br.</i> 2, \$750-\$726 to \$390 and 3, \$820-\$800 to \$390	1: 0-15% 5: 16-30%	26	22, Logan Square
<b>L.U.C.H.A.</b> 1318 N. Rockwell	\$13,200	4 unit(s) <i>2 br.</i> 2, \$631 to \$452-\$170 <i>3 br.</i> 2, \$721 to \$569-\$414	1: 0-15% 3: 16-30%	26	24, West Town
<b>L.U.C.H.A.</b> 1456 N. Rockwell	\$5,808	2 unit(s) <i>2 br.</i> 2, \$631 to \$438-\$340	2: 16-30%	26	24, West Town
<b>L.U.C.H.A.</b> 1414-18 N. Washtenaw	\$13,152	4 unit(s) <i>1 br.</i> 1, \$638 to \$453 <i>2 br.</i> 2, \$724 to \$565 <i>3 br.</i> 1, \$793 to \$200	4: 16-30%	26	24, West Town
<b>L.U.C.H.A.</b> 3339 W. Division / 1152-58 N. Christiana	\$38,688	22 unit(s) <i>Studios:</i> 22, \$335 to \$300-\$75	20: 0-15% 2: 16-30%	26	23, Humboldt Park
<b>L.U.C.H.A.</b> 1451 N. Washtenaw	\$3,696	2 unit(s) <i>2 br.</i> 1, \$420 to \$320 and 1, \$660 to \$506	2: 16-30%	26	24, West Town
<b>La Casa Norte</b> 3507 W North	\$29,040	11 unit(s) <i>Studios:</i> 11, \$350 to \$130	11: 0-15%	26	23, Humboldt Park
<b>Martinez, Marcelino</b> 1226 N. Artesian	\$4,320	1 unit(s) <i>1 br.</i> 1, \$750 to \$390	1: 16-30%	26	24, West Town
<b>Mercado, Doris</b> 3345 W. Beach	\$8,820	1 unit(s) <i>3 br.</i> 1, \$1,050 to \$315	1: 0-15%	26	23, Humboldt Park
<b>Miranda, Nancy</b> 868 N. Sacramento	\$12,000	1 unit(s) <i>3 br.</i> 1, \$1,200 to \$200	1: 0-15%	26	23, Humboldt Park
<b>Olson, Matt</b> 3416 W. Potomac	\$11,520	2 unit(s) <i>2 br.</i> 2, \$980 to \$500	2: 16-30%	26	23, Humboldt Park
<b>Rodriguez, Margarita</b> 1019 N. Francisco	\$7,056	1 unit(s) <i>2 br.</i> 1, \$1,000 to \$412	1: 16-30%	26	24, West Town

**CHICAGO LOW-INCOME HOUSING TRUST FUND**

**Rental Subsidy Program (Units as of June 30, 2009)**

Organization and Address of Project	Annual Subsidy	Total Number of Units Receiving Assistance and Breakdown of Subsidized Rents		Income Level Served	Ward	Community Area
<b>Singleton, Arie</b> 2105-07 N. Lawndale	\$6,360	2 unit(s)	2 br: 2, \$425-\$385 to \$140	2: 0-15%	26	22, Logan Square
<b>Spaulding Partners LP</b> 1750 N. Spaulding	\$41,520	5 unit(s)	2 br: 1, \$982 to \$170 and 1, \$982 to \$340 3 br: 1, \$995 to \$200 and 2, \$995 to \$390	2: 0-15% 3: 16-30%	26	23, Humboldt Park
<b>Villanueva, Abel</b> 3508-10 W. Dickens	\$4,080	1 unit(s)	3 br: 1, \$725 to \$385	1: 16-30%	26	22, Logan Square
<b>Barnes Real Estate</b> 634 N. Avers	\$3,780	1 unit(s)	2 br: 1, \$675 to \$360	1: 16-30%	27	23, Humboldt Park
<b>Ferguson, Jacqueline</b> 1039 N. Hamlin	\$4,239	1 unit(s)	2 br: 1, \$743 to \$390	1: 16-30%	27	23, Humboldt Park
<b>Gates, Sylvester</b> 507 N. Avers	\$7,200	1 unit(s)	3 br: 1, \$1,000 to \$400	1: 16-30%	27	23, Humboldt Park
<b>Gomez, Armando</b> 653 N. Christiana	\$13,560	1 unit(s)	4 br: 1, \$1350 to \$220	1: 0-15%	27	23, Humboldt Park
<b>Graham, Leo &amp; Gloria</b> 739-41 N. Ridgeway	\$7,320	1 unit(s)	1 br: 1, \$750-\$140	1: 0-15%	27	23, Humboldt Park
<b>Hernandez, Erik</b> 1138-40 N. Lawndale	\$11,160	2 unit(s)	1 br: 2, \$750 to \$285	2: 16-30%	27	23, Humboldt Park
<b>Martinez, Charles</b> 1205 N. Hamlin	\$7,272	1 unit(s)	2 br: 1, \$1,000 to \$394	1: 16-30%	27	23, Humboldt Park
<b>McDermott Foundation</b> 932 W. Washington / 124 N. Sangamon / 108 N. Sangamon	\$417,360	86 unit(s)	Beds: 66, \$600 to \$30-\$330 and 20, \$600 to \$140-\$330	43: 0-15% 43: 16-30%	27	28, Near West Side
<b>Morales, Juvenal</b> 3449 W. Ohio	\$10,800	1 unit(s)	3 br: 1, \$1100 to \$200	1: 0-15%	27	23, Humboldt Park
<b>Navarro, Carmen</b> 852 N. Hamlin	\$8,760	1 unit(s)	2 br: 1, \$900 to \$170	1: 0-15%	27	23, Humboldt Park
<b>Pierce, Audrey</b> 1115 N. Springfield	\$9,360	1 unit(s)	2 br: 1, \$950 to \$170	1: 0-15%	27	23, Humboldt Park

**CHICAGO LOW-INCOME HOUSING TRUST FUND**

**Rental Subsidy Program (Units as of June 30, 2009)**

Organization and Address of Project	Annual Subsidy	Total Number of Units Receiving Assistance and Breakdown of Subsidized Rents	Income Level Served	Ward	Community Area
<b>Rodriguez, Nancy</b> 3861 W. Grand	\$6,600	1 unit(s) <i>1 br.</i> 1, \$690 to \$140	1: 0-15%	27	23, Humboldt Park
<b>Senior Suites West Humboldt Park</b> 701-19 N. Lawndale / 700-08 N. Monticello	\$65,480	19 unit(s) <i>Studios:</i> 5, \$450 to \$250-\$150 and 12, \$485 to \$250-\$150 <i>1 br.</i> 2, \$600 to \$290-\$175	10: 0-15% 9: 16-30%	27	23, Humboldt Park
<b>Austin Property Mgt (Evoywest Chicago LLC)</b> 5417-29 W. Washington / 51-57 N. Lotus	\$8,460	1 unit(s) <i>2 br.</i> 1, \$875 to \$170	1: 0-15%	28	25, Austin
<b>Austin Square (Jamgar LLC)</b> 4701-09 W Maypole / 4653-59 W Jackson / 3001-03 S. Kilpatrick / 504 N. Pine / 327 N. Pine	\$51,948	10 unit(s) <i>Studios:</i> 1, \$440 to \$190 <i>2 br.</i> 2, \$700 to \$340-\$220 and 5, \$825 to \$340-\$170 <i>3 br.</i> 2, \$800 to \$390	4: 0-15% 6: 16-30%	28	25, Austin
<b>Barksdale, Robert</b> 3328 W. Congress Pkwy	\$10,200	1 unit(s) <i>3 br.</i> 1, \$1,050 to \$200	1: 0-15%	28	27, East Garfield Park
<b>Barnes Real Estate</b> 3107 W. Monroe	\$6,960	1 unit(s) <i>3 br.</i> 1, \$900 to \$320	1: 16-30%	28	27, East Garfield Park
<b>Bethel New Life</b> 4376 & 4322 W. West End	\$34,678	6 unit(s) <i>2 br.</i> 6, \$700 to \$481-\$118	3: 0-15% 3: 16-30%	28	26, West Garfield Park
<b>Congress Commons LLC</b> 4815-25 W. Monroe	\$31,212	5 unit(s) <i>1 br.</i> 2, \$600 to \$248-\$333 <i>2 br.</i> 2, \$750 to \$303-\$295 <i>4 br.</i> 1, \$1300 to \$220	3: 0-15% 2: 16-30%	28	25, Austin
<b>Congress Commons LLC</b> 5203 W. Congress / 5647 W. Washington / 418 S. Lavergne / 3 N. Lavergne / 4863 W. Monroe	\$131,142	25 unit(s) <i>1 br.</i> 3, \$450 to \$140 <i>2 br.</i> 11, \$550-\$407 to \$200-\$77 <i>3 br.</i> 7, \$950-656 to \$325-230 and 1, \$950 to \$200 <i>4 br.</i> 3, \$1,200-\$850 to \$375-\$125	18: 0-15% 7: 16-30%	28	25, Austin

**CHICAGO LOW-INCOME HOUSING TRUST FUND**

**Rental Subsidy Program (Units as of June 30, 2009)**

Organization and Address of Project	Annual Subsidy	Total Number of Units Receiving Assistance and Breakdown of Subsidized Rents	Income Level Served	Ward	Community Area
<b>Dickson Estate Apartments / Dickson, Jerome</b> 1131-33 S. Sacramento	\$6,300	2 unit(s) <i>2 br.</i> 1, \$800 to \$375 and 1, \$550 to \$450	2: 0-15%	28	29, North Lawndale
<b>Eric Janseen c/o Chicago Real Estate</b> 4301 W. Adams	\$20,400	2 unit(s) <i>3 br.</i> 2, \$1,050 to \$200	2: 0-15%	28	26, West Garfield Park
<b>Gugly Inc. c/o Pioneer Property Advisors</b> 5447-51 W. West End / 164 N. Lotus	\$36,480	5 unit(s) <i>2 br.</i> 3, \$700-\$750 to \$170 <i>3 br.</i> 1, \$850 to \$200 <i>4 br.</i> 1, \$1200 to \$500	4: 0-15% 1: 16-30%	28	25, Austin
<b>Herron Enterprises</b> 4455 W. Westend Street	\$7,800	1 unit(s) <i>2 br.</i> 1, \$950 to \$300	1: 0-15%	28	26, West Garfield Park
<b>Holsten Management (Midwest Ltd)</b> 6 N. Hamlin	\$28,980	8 unit(s) <i>Studios:</i> 1, \$440 to \$265 and 7, \$450 to \$130	8: 0-15%	28	26, West Garfield
<b>Homan Apartment Rental</b> 355-57 S. Homan	\$9,360	1 unit(s) <i>2 br.</i> 1, \$950 to \$170	1: 16-30%	28	27, East Garfield Park
<b>Kilgore, Helen</b> 2416-18 W. Roosevelt	\$7,680	1 unit(s) <i>2 br.</i> 1, \$850 to \$210	1: 0-15%	28	28, Near West Side
<b>Pine Cor, LLC</b> 5509 W. Corcoran /330 N Pine	\$73,444	15 unit(s) <i>1 br.</i> 4, \$650 to \$332-\$450 <i>2 br.</i> 1, \$750 to \$450 <i>3 br.</i> 4, \$850 to \$450 and 4, \$850 to \$550-\$500 <i>4 br.</i> 2, \$1,000 to \$575 - 440	1: 0-15% 14: 16-30%	28	25, Austin
<b>Sandoval, Abraham &amp; Rosario</b> 5410 W Fulton	\$13,260	1 unit(s) <i>4 br.</i> 1, \$1325 to \$220	1: 0-15%	28	25, Austin
<b>Silas, Latrice</b> 5014 W. Fulton	\$8,760	1 unit(s) <i>2 br.</i> 1, \$900 to \$170	1: 0-15%	28	25, Austin

CHICAGO LOW-INCOME HOUSING TRUST FUND

Rental Subsidy Program (Units as of June 30, 2009)

Organization and Address of Project	Annual Subsidy	Total Number of Units Receiving Assistance and Breakdown of Subsidized Rents	Income Level Served	Ward	Community Area
<b>WJ Management (234 Pine LLC)</b> 224-34 N. Pine	\$18,048	2 unit(s) <i>2 br.</i> 1, \$944 to \$340 <i>3 br.</i> 1, 1100 to \$200	1: 0-15% 1: 16-30%	28	25, Austin
<b>WJ Management (4200 Washington LLC)</b> 4200 W. Washington	\$20,052	3 unit(s) <i>2 br.</i> 1, \$790 to \$365 <i>3 br.</i> 2, \$980 to \$359-\$355	3: 16-30%	28	26, West Garfield Park
<b>WJ Management (4400 Washington LLC)</b> 4400-02 W. Washington	\$26,796	5 unit(s) <i>2 br.</i> 2, \$750 to \$259-\$206 and 3, \$750 to \$387-\$300	5: 16-30%	28	26, West Garfield Park
<b>WJ Management (4900 Jackson Apartments LLC)</b> 4900-10 W. Jackson	\$20,652	4 unit(s) <i>2 br.</i> 4, \$780 to \$303-\$365	4: 16-30%	28	25, Austin
<b>Austin Property Mgt (Austin Neighborhood Investors LLC)</b> 11-13 S. Austin	\$16,680	3 unit(s) <i>Studios:</i> 1, \$550 to \$130 <i>1 br.</i> 2, \$600-650 to \$140 <i>2 br.</i> 1, \$650 to \$140	3: 0-15%	29	25, Austin
<b>Austin Property Mgt (Evoywest Chicago LLC)</b> 5840 W. Madison / 13 N. Mayfield	\$32,520	6 unit(s) <i>Studios:</i> 4, \$550 to \$130 and 1, \$600 to \$130 <i>1 br.</i> 1, \$700 to \$140	6: 0-15%	29	25, Austin
<b>Austin Property Mgt (Evoywest Chicago LLC)</b> 5500-16 W. Washington / 106-08 N. Pine	\$8,460	1 unit(s) <i>2 br.</i> 1, \$875 to \$170	1: 0-15%	29	25, Austin
<b>Austin Property Mgt Co (5001 W. Adams Series LLC)</b> 5001-03 W. Adams / 204-10 S. Lavergne	\$32,760	5 unit(s) <i>Studios:</i> 3, \$650 to \$130 <i>1 br.</i> 2, \$725 to \$140	5: 0-15%	29	25, Austin
<b>Congress Commons LLC</b> 5556-64, 5566 W. Jackson	\$8,160	1 unit(s) <i>2 br.</i> 1, \$800 to \$120	1: 0-15%	29	25, Austin
<b>Ehresman Management</b> 301-09 S. Central / 5561-73 W. Jackson	\$12,756	3 unit(s) <i>3 br.</i> 3, \$550-\$800 to \$255-\$400	3: 0-15% 0: 16-30%	29	25, Austin

CHICAGO LOW-INCOME HOUSING TRUST FUND

Rental Subsidy Program (Units as of June 30, 2009)

Organization and Address of Project	Annual Subsidy	Total Number of Units Receiving Assistance and Breakdown of Subsidized Rents		Income Level Served	Ward	Community Area
<b>Fast Track Properties LLC</b> 5645 W Washington	\$19,272	3 unit(s)	2 br. 1, \$750 to \$373 3 br. 2, \$950 to \$204-\$467	1: 0-15% 2: 16-30%	29	25, Austin
<b>Hernandez, Monserrate</b> 5714-24 W. Thomas	\$15,552	3 unit(s)	2 br. 3, \$650 to \$300-\$196	1: 0-15% 2: 16-30%	29	25, Austin
<b>Herron Enterprises</b> 16-20 S. Central	\$31,368	5 unit(s)	2 br. 5, \$850 to \$163-470	2: 0-15% 3: 16-30%	29	25, Austin
<b>Herron Enterprises</b> 133-145 S. Central	\$15,252	3 unit(s)	2 br. 2, \$850 to \$426-441 3 br. 1, \$950 to \$512	3: 16-30%	29	25, Austin
<b>Jamgar LLC</b> <b>(5700 W. Washington Assoc)</b> 5700 W. Washington	\$12,768	4 unit(s)	2 br. 2, \$528-\$594 to \$268-322 and 2, \$635-\$604 to \$394-\$322	4: 16-30%	29	25, Austin
<b>Madison Renaissance Apts.</b> 5645-47 W. Madison	\$5,376	2 unit(s)	2 br. 1, \$479 to \$170 and 1, \$479 to \$340	1: 0-15% 1: 16-30%	29	25, Austin
<b>Sims, Austin</b> 5551-3 W. Congress	\$17,100	2 unit(s)	2 br. 1, \$900 to \$200 3 br. 1, \$1025 to \$300	2: 0-15%	29	25, Austin
<b>Spartan Real Estate</b> 5806-08 W. Fulton / 302-6 N Menard	\$22,380	4 unit(s)	1 br. 1, \$600 to \$285 2 br. 1, \$660 to \$170 and 2, \$700 to \$170	3: 0-15% 1: 16-30%	29	25, Austin
<b>Suggs, Bobbie</b> 5076 W. Van Buren	\$8,520	1 unit(s)	3 br. 1, \$1100 to \$390	1: 16-30%	29	25, Austin
<b>WJ Management</b> <b>(5644 Washington LLC)</b> 5644-52 W. Washington / 110-14 N. Parkside	\$6,360	1 unit(s)	3 br. 1, \$980 to \$450	1: 16-30%	29	25, Austin
<b>WJ Management</b> <b>(Congress 2007 Apts LLC)</b> 5501-03 W. Congress / 506-08 S Lotus	\$4,200	1 unit(s)	1 br. 1, \$680 to \$330	1: 16-30%	29	25, Austin

CHICAGO LOW-INCOME HOUSING TRUST FUND

Rental Subsidy Program (Units as of June 30, 2009)

Organization and Address of Project	Annual Subsidy	Total Number of Units Receiving Assistance and Breakdown of Subsidized Rents		Income Level Served	Ward	Community Area
<b>Aguirre, Julio</b> 2507 N. Lotus	\$10,560	1 unit(s)	2 br. 1, \$1,200 to \$320	1: 16-30%	30	19, Belmont Cragin
<b>Arlandiz, Elizabeth &amp; Sergio</b> 3935-45 W. Cortland	\$22,800	4 unit(s)	1 br. 2, \$725 to \$275 2 br. 2, \$875 to \$375	4: 0-15%	30	20, Hermosa
<b>Avelar, Manuel</b> 4034 N. Cortland / 1904 N. Keystone	\$17,820	3 unit(s)	1 br. 3, \$650 to \$150-\$165	3: 0-15%	30	20, Hermosa
<b>Douglas, Jay</b> 1523 N. Kedvale	\$13,320	2 unit(s)	3 br. 2, \$880 to \$325	2: 16-30%	30	23, Humboldt Park
<b>Fregoso, Lilia</b> 3859 W. Wrightwood	\$12,600	2 unit(s)	1 br. 1, \$725 to \$250 2 br. 1, \$925 to \$350	2: 16-30%	30	22, Logan Square
<b>Mondragon, Joaquin</b> 2622 N. Mason	\$9,720	1 unit(s)	3 br. 1, \$1200 to \$390	1: 16-30%	30	19, Belmont Cragin
<b>Paredes, Jose</b> 2544 N. Avers	\$3,456	1 unit(s)	2 br. 1, \$720 to \$432	1: 16-30%	30	22, Logan Square
<b>Fonseca, Luz</b> 4128 W. George	\$6,300	1 unit(s)	1 br. 1, \$695 to \$170	1: 0-15%	31	21, Avondale
<b>Lerma, Jose</b> 4641 W. Parker	\$6,900	1 unit(s)	3 br. 1, \$800 to \$225	1: 16-30%	31	19, Belmont Cragin
<b>Lewandowski, Bogdan</b> 2429 N. Tripp	\$7,080	1 unit(s)	2 br. 1, \$800 to \$210	1: 16-30%	31	20, Hermosa
<b>Magdaleno, Antonio</b> 3011 N. Kilpatrick	\$6,900	1 unit(s)	2 br. 1, \$850 to \$275	1: 0-15%	31	19, Belmont Cragin
<b>Perez, Pascual</b> 2701 N. Laramie	\$7,680	1 unit(s)	2 br. 1, \$800 to \$160	1: 0-15%	31	19, Belmont Cragin
<b>Salgado, Baldemar</b> 4300 W. Fullerton	\$32,640	6 unit(s)	1 br. 1, \$535 to \$125 and 1, \$550 to \$125 2 br. 1, \$605 to \$275 and 3, \$705-615 to \$165-\$140	5: 0-15% 1: 16-30%	31	20, Hermosa

CHICAGO LOW-INCOME HOUSING TRUST FUND

Rental Subsidy Program (Units as of June 30, 2009)

Organization and Address of Project	Annual Subsidy	Total Number of Units Receiving Assistance and Breakdown of Subsidized Rents	Income Level Served	Ward	Community Area
<b>Kotz, Michael</b> 1944 W. Henderson	\$6,300	1 unit(s) <i>3 br.</i> 1, \$850 to \$325	1: 16-30%	32	5, North Center
<b>Kotz-Fedorenko, Karyn</b> 1938 W. School St.	\$3,480	1 unit(s) <i>1 br.</i> 1, \$395 to \$125	1: 0-15%	32	5, North Center
<b>Meza, Carlos &amp; Judy</b> 2328 W. McLean	\$4,776	1 unit(s) <i>2 br.</i> 1, \$673 to \$275	1: 16-30%	32	22, Logan Square
<b>Renaissance Saint Luke LP</b> 1501 W. Belmont	\$50,880	10 unit(s) <i>Studios:</i> 10, \$732 to \$432-\$237	5: 0-15% 5: 16-30%	32	6, Lake View
<b>4043 N. Mozart, LLC</b> c/o ASAP Management 4043-47 N. Mozart	\$7,500	1 unit(s) <i>1 br.</i> 1, \$800 to \$175	1: 0-15%	33	16, Irving Park
<b>BASS 4500, LLC</b> 4500-02 N. Sawyer	\$5,988	1 unit(s) <i>3 br.</i> 1, \$1,100 to \$601	1: 16-30%	33	14, Albany Park
<b>Rodriguez, Victor &amp; Evangelina</b> 3905 N. Whipple	\$7,200	1 unit(s) <i>3 br.</i> 1, \$850 to \$250	1: 0-15%	33	16, Irving Park
<b>Rose, Rachel</b> 3518 W. Cullom / 4301 N. Drake	\$4,200	1 unit(s) <i>2 br.</i> 1, \$850 to \$500	1: 16-30%	33	16, Irving Park
<b>Touzios, Theodoros &amp; Jim</b> 2944-50 W. Cullom	\$16,344	3 unit(s) <i>1 br.</i> 2, \$750 to \$175-\$360 and 1, \$800 to \$403	1: 0-15% 2: 16-30%	33	16, Irving Park
<b>Wald Management (Daniel Kattner)</b> 2516 W. Foster	\$6,900	1 unit(s) <i>1 br.</i> 1, \$750 to \$175	1: 0-15%	33	16, Irving Park
<b>Harper, Louise</b> 1148 W. 111th Place	\$12,000	1 unit(s) <i>3 br.</i> 1, \$1200 to \$200	1: 0-15%	34	75, Morgan Park
<b>Johnson, James</b> 10834 S. Wentworth	\$11,760	1 unit(s) <i>4 br.</i> 1, \$1,200 to \$220	1: 0-15%	34	49, Roseland
<b>Key, Lillia</b> 1133 W. 111th St.	\$1,500	1 unit(s) <i>2 br.</i> 1, \$525 to \$400	1: 16-30%	34	75, Morgan Park
<b>Mercy Housing Lakefront</b> 11045 S. Wentworth	\$25,776	10 unit(s) <i>SROs:</i> 6, \$400 to \$189-\$60 and 4, \$400 to \$281-\$189	6: 0-15% 4: 16-30%	34	49, Roseland

**CHICAGO LOW-INCOME HOUSING TRUST FUND**

**Rental Subsidy Program (Units as of June 30, 2009)**

Organization and Address of Project	Annual Subsidy	Total Number of Units Receiving Assistance and Breakdown of Subsidized Rents		Income Level Served	Ward	Community Area
<b>Castro, Maria</b> 2913 N. Kedzie	\$6,120	1 unit(s)	2 br. 1, \$700 to \$190	1: 0-15%	35	21, Avondale
<b>Cortland Street, LLC</b> c/o Checkmate Realty & Dev., c. 1908-14 N. Kimball / 3400-08 W. Cortland	\$8,400	2 unit(s)	3 br. 2, \$750 to \$400	2: 16-30%	35	22, Logan Square
<b>Delgado, Antonio</b> 2944 N. Whipple	\$7,500	1 unit(s)	2 br. 1, \$1,200 to \$575	1: 0-15%	35	21, Avondale
<b>Flores, Robert</b> 3008 W. George	\$7,320	1 unit(s)	2 br. 1, \$750 to \$140	1: 0-15%	35	21, Avondale
<b>Fregoso, Lilia</b> 3402-08 W. Lyndale	\$7,548	2 unit(s)	1 br. 1, \$725 to \$396 2 br. 1, \$850 to \$550	2: 16-30%	35	22, Logan Square
<b>Hallof, George &amp; Katharina</b> 2015 N. Humboldt	\$5,676	1 unit(s)	3 br. 1, \$930 to \$457	1: 16-30%	35	22, Logan Square
<b>Humboldt Park United Meth. Church</b> 2120-22 N. Mozart	\$22,500	4 unit(s)	1 br. 3, \$550 to \$150 3 br. 1, \$900 to \$225	4: 0-15%	35	22, Logan Square
<b>Ibarra, Lourdes</b> 2901 N. Dawson	\$6,168	1 unit(s)	2 br. 1, \$725 to \$211	1: 0-15%	35	21, Avondale
<b>Janusz, Timothy W.</b> 2621 N. Fairfield	\$6,060	1 unit(s)	1 br. 1, \$645 to \$140	1: 0-15%	35	22, Logan Square
<b>Macias, Roberto</b> 3268 W. Fullerton	\$7,020	1 unit(s)	4 br. 1, \$850 to \$265	1: 0-15%	35	22, Logan Square
<b>Manzella, Patricia</b> 2511 N. Fairfield	\$7,680	1 unit(s)	3 br. 1, \$1000 to \$360	1: 16-30%	35	22, Logan Square
<b>Moreno, Isaias &amp; Sofia</b> 2414 N. Lawndale	\$3,720	1 unit(s)	2 br. 1, \$540 to \$230	1: 0-15%	35	22, Logan Square
<b>Nunez, Sandra &amp; Francisco</b> 2921 N. Dawson	\$12,240	2 unit(s)	2 br. 2, \$875-825 to \$353-326	2: 16-30%	35	21, Avondale
<b>Pagan, Louis Angel</b> 3017 W. Belden Ave.	\$16,440	2 unit(s)	2 br. 1, \$955 to \$270 3 br. 1, \$985 to \$300	2: 0-15%	35	22, Logan Square

CHICAGO LOW-INCOME HOUSING TRUST FUND

Rental Subsidy Program (Units as of June 30, 2009)

Organization and Address of Project	Annual Subsidy	Total Number of Units Receiving Assistance and Breakdown of Subsidized Rents		Income Level Served	Ward	Community Area
<b>Perez, Idida</b> 3707 W. Wrightwood	\$7,175	1 unit(s)	3 br: 1, \$795 to \$200	1: 0-15%	35	22, Logan Square
<b>Rodriguez, Godofredo</b> 2923 N. Dawson	\$5,700	1 unit(s)	2 br: 1, \$850 to \$375	1: 16-30%	35	33, Avondale
<b>Zayas, Carlos</b> 2749 N. Mozart	\$5,196	1 unit(s)	3 br: 1, \$675 to \$242	1: 0-15%	35	22, Logan Square
<b>Hladka, Katerina</b> 6952 W Diversey	\$9,360	1 unit(s)	2 br: 1, \$950 to \$170	1: 0-15%	36	18, Montclare
<b>Barnes Real Estate</b> 5442 W. Augusta	\$11,820	1 unit(s)	4 br: 1, \$1475 to \$490	1: 0-15%	37	25, Austin
<b>City Investors LLC</b> 4846-56 W. North	\$66,960	9 unit(s)	Studios: 3, \$650 to \$130 1 br: 3, \$775 to \$140 2 br: 3, \$875 to \$170	9: 0-15%	37	25, Austin
<b>Martinez, Charles</b> 4247 W. Hirsch	\$12,816	1 unit(s)	3 br: 1, \$1,268 to \$200	1: 0-15%	37	23, Humboldt Park
<b>Martinez, Charles</b> 1413 N. Karlov	\$13,560	1 unit(s)	4 br: 1, \$1,350 to \$220	1: 0-15%	37	23, Humboldt Park
<b>MLC Properties (4248-60 W Hirsch LLC)</b> 4248-60 W. Hirsch	\$25,320	4 unit(s)	1 br: 3, \$650 to \$140 2 br: 1, \$750 to \$170	4: 0-15%	37	23, Humboldt Park
<b>Pine Central L.P.</b> 745 N. Central	\$4,452	1 unit(s)	1 br: 1, \$636 to \$182	1: 0-15%	37	25, Austin
<b>Quiles, Jose J.</b> 4246 W. Kamerling	\$10,800	1 unit(s)	3 br: 1, \$1100 to \$200	1: 0-15%	37	23, Humboldt Park
<b>River Oaks Mgt (723 Central LLC)</b> 723-25 N. Central	\$25,440	8 unit(s)	1 br: 8, \$500-\$550 to \$270-285	8: 16-30%	37	25, Austin
<b>Strickland, Mary</b> 5440 W. Huron	\$7,020	1 unit(s)	1 br: 1, \$695 to \$110	1: 0-15%	37	25, Austin

CHICAGO LOW-INCOME HOUSING TRUST FUND

Rental Subsidy Program (Units as of June 30, 2009)

Organization and Address of Project	Annual Subsidy	Total Number of Units Receiving Assistance and Breakdown of Subsidized Rents		Income Level Served	Ward	Community Area
<b>Ten Fold Partners</b> 5422-24 W. North / 1603-11 N. Lotus	\$26,160	4 unit(s)	1 br: 4, \$685 to \$140	4: 0-15%	37	25, Austin
<b>Veal-Watts, Arkita</b> 4211-13 W. Cortez	\$18,720	2 unit(s)	2 br: 2, \$950 to \$170	2: 0-15%	37	23, Humboldt Park
<b>Velazquez, Ramon</b> 5137 W. Dickens	\$6,300	1 unit(s)	2 br: 1, \$800 to \$275	1: 0-15%	37	19, Belmont Cragin
<b>Westside Development Corp LLC</b> 4957 W. Huron	\$18,720	2 unit(s)	2 br: 2, \$950 to \$170	2: 0-15%	37	25, Austin
<b>YMCA of Metro Chicago</b> 501 N. Central	\$157,643	59 unit(s)	SROs: 32, \$332 to \$220-\$145 and 27, \$332 to \$50	59: 0-15%	37	25, Austin
<b>Martinez, Nancy</b> 2126 S. California	\$9,360	1 unit(s)	2 br: 1, \$950 to \$170	1: 16-30%	38	16, Irving Park
<b>Matos, Jose</b> 7033 W. Wolfram	\$14,160	1 unit(s)	4 br: 1, \$1400 to \$220	1: 0-15%	38	18, Montclare
<b>Nelson, Betty</b> 4740 W. Grace	\$4,500	1 unit(s)	2 br: 1, \$775 to \$400	1: 16-30%	38	15, Portage Park
<b>YMCA of Metro Chicago</b> 4251 W. Irving Park	\$115,320	31 unit(s)	SROs: 8, \$465 to \$130 and 23, \$465 to \$130-\$370	31: 0-15%	38	16, Irving Park
<b>Danshir Property Mgt Inc (Danshir LLC)</b> 1737 W. Devon	\$19,128	3 unit(s)	1 br: 1, \$750 to \$446	2: 0-15% 1: 16-30%	40	1, Rogers Park
<b>Garay, Lourdes</b> 5753 N. Talman	\$5,160	1 unit(s)	1 br: 1, \$570 to \$140	1: 0-15%	40	2, West Ridge
<b>H.O.M.E.</b> 1537 W. Rosemont	\$10,200	3 unit(s)	Studios: 3, \$1011 to \$610-\$830	3: 16-30%	40	77, Edgewater
<b>Wells Street Mgt (Stephen Muller)</b> 1331 W. Loyola	\$27,900	5 unit(s)	Studios: 5, \$595 to \$130	5: 0-15%	40	1, Rogers Park
<b>YMCA of Metro Chicago</b> 30 W. Chicago	\$466,728	112 unit(s)	SROs: 68, \$465 to \$355 to \$0 and 36, \$465 to \$130-\$0	112: 0-15%	42	8, Near North Side

CHICAGO LOW-INCOME HOUSING TRUST FUND

Rental Subsidy Program (Units as of June 30, 2009)

Organization and Address of Project	Annual Subsidy	Total Number of Units Receiving Assistance and Breakdown of Subsidized Rents	Income Level Served	Ward	Community Area
<b>YMCA of Metro Chicago</b> 3333 N. Marshfield	\$250,220	83 unit(s) <i>SROs:</i> 83, \$465-\$306 to \$268-\$0	83: 0-15%	44	6, Lake View
<b>Mc Lenighan, Michael</b> 5484 W. Higgins	\$6,900	1 unit(s) <i>Studios:</i> 1, \$675 to \$100	1: 0-15%	45	11, Jefferson Park
<b>4541 Sheridan Venture Ltd. (Derrig Mgt)</b> 4541 N. Sheridan Rd.	\$89,424	36 unit(s) <i>Studios:</i> 18, \$575 to \$331-\$431 and 18, \$615-\$600 to \$456-\$471	18: 0-15% 18: 16-30%	46	3, Uptown
<b>Bomberg Property Management (NC1132 Wilson LLC)</b> 1134-40 W. Wilson	\$49,800	18 unit(s) <i>Studios:</i> 18, \$455 to \$235	18: 0-15%	46	3, Uptown
<b>Bomberg Property Management (Wilson Windsor Partners LLC)</b> 915-17 W. Wilson	\$173,523	62 unit(s) <i>Studios:</i> 31, \$385-\$495 to \$190-\$320 and 31, \$500-\$610 to \$225-\$390	31: 0-15% 31: 16-30%	46	3, Uptown
<b>Circle Management Group, LLC (The Norman)</b> 1325 W. Wilson	\$91,224	33 unit(s) <i>SROs:</i> 11, \$450-\$340 to \$191-\$224 <i>Studios:</i> 15, \$510-\$550 to \$185-\$340 and 3, \$465-\$500 to \$0 <i>1 br:</i> 4, \$675-\$725 to \$284-\$565	25: 0-15% 8: 16-30%	46	3, Uptown
<b>Circle Mgt Group, LLC (The Hazelton, LLC)</b> 851 W. Montrose	\$13,500	3 unit(s) <i>SROs:</i> 3, \$375 to \$25 -\$0	3: 0-15%	46	3, Uptown
<b>Circle Mgt Group, LLC (Windale LLC)</b> 6019 N. Winthrop	\$40,800	8 unit(s) <i>SROs:</i> 8, \$425 to \$0	8: 0-15%	46	3, Uptown
<b>Community Housing Partners XI LP</b> 900 W. Windsor	\$28,320	6 unit(s) <i>2 br:</i> 4, \$776 to \$371-\$170 and 2, \$776 to \$440-\$400	1: 0-15% 5: 16-30%	46	3, Uptown
<b>Community Housing Partners XI LP</b> 4431 N. Clifton	\$15,732	4 unit(s) <i>3 br:</i> 2, \$847 to \$478-\$400 and 2, \$847 to \$656-\$543	4: 16-30%	46	3, Uptown

CHICAGO LOW-INCOME HOUSING TRUST FUND

Rental Subsidy Program (Units as of June 30, 2009)

Organization and Address of Project	Annual Subsidy	Total Number of Units Receiving Assistance and Breakdown of Subsidized Rents	Income Level Served	Ward	Community Area
<b>Community Housing Partners XI LP</b> 927 W. Wilson	\$79,908	14 unit(s) <i>1 br.</i> 2, \$683 to \$192-\$191 and 2, \$683 to \$345-\$261 <i>2 br.</i> 1, \$776 to \$170 and 6, \$776 to \$465-\$170 <i>3 br.</i> 2, \$847 to \$210-\$192 and 1, \$847 to \$522	5: 0-15% 9: 16-30%	46	3, Uptown
<b>Cornerstone Community Outreach</b> 1311-15 W. Leland / 4654 N. Malden	\$95,004	18 unit(s) <i>2 br.</i> 7, \$730-\$600 to \$485-126 <i>3 br.</i> 11, \$730 to \$485-\$140	5: 0-15% 13: 16-30%	46	3, Uptown
<b>Friendly Towers</b> <b>c/o Jesus People USA</b> 920 W. Wilson	\$145,380	53 unit(s) <i>SROs:</i> 51, \$430 to \$309-\$120 and 2, \$430 to \$130	53: 0-15%	46	3, Uptown
<b>Mercy Housing Lakefront</b> <b>(The Malden)</b> 4727 N. Malden	\$56,880	9 unit(s) <i>SROs:</i> 7, \$500 to \$230-\$60 <i>1 br.</i> 2, \$650 to \$238-\$189	9: 0-15%	46	3, Uptown
<b>Ruth Shriman House</b> 4040 N. Sheridan Rd.	\$56,666	15 unit(s) <i>1 br.</i> 5, \$649 to \$230-\$340 and 10, \$605 to \$230-\$255	15: 0-15% 0: 16-30%	46	3, Uptown
<b>Shea, Tom</b> 831-33 W. Windsor	\$7,020	1 unit(s) <i>2 br.</i> 1, \$825 to \$285	1: 0-15%	46	3, Uptown
<b>Sunnyside Kenmore Apartments</b> <b>(Community Hsg Partners XII, LP)</b> 847 W. Sunnyside / 4130 N. Kenmore	\$15,692	3 unit(s) <i>1 br.</i> 1, \$650 to \$259 <i>2 br.</i> 1, \$799 to \$419 and 1, \$799 to \$479	1: 0-15% 2: 16-30%	46	3, Uptown
<b>The Lorali Building</b> 1039 W. Lawrence	\$174,870	38 unit(s) <i>SROs:</i> 6, \$620-\$495 to \$186-\$0 and 30, \$510 to \$130	38: 0-15%	46	3, Uptown
<b>Uptown Court Apartments</b> <b>c/o Wolcott Real Property, LLC</b> 825-45 W. Sunnyside / 820 W. Agatite	\$51,420	12 unit(s) <i>1 br.</i> 2, \$560 to \$150-\$100 and 1, \$570 to \$350 <i>2 br.</i> 4, \$655-\$550 to \$365-\$130 and 3, \$815-\$720 to \$515-\$240 <i>3 br.</i> 1, \$655 to \$340 and 1, \$890 to \$630	3: 0-15% 9: 16-30%	46	3, Uptown

CHICAGO LOW-INCOME HOUSING TRUST FUND

Rental Subsidy Program (Units as of June 30, 2009)

Organization and Address of Project	Annual Subsidy	Total Number of Units Receiving Assistance and Breakdown of Subsidized Rents	Income Level Served	Ward	Community Area
<b>Voice of the People</b> 4431 N. Racine	\$18,300	2 unit(s) <i>3 br.</i> 2, \$1,125 to \$525-\$200	1: 0-15% 1: 16-30%	46	3, Uptown
<b>Jones, Mark &amp; Mary Ellen</b> 2433 W. Eastwood	\$9,720	1 unit(s) <i>3 br.</i> 1, \$1,200 to \$390	1: 16-30%	47	4, Lincoln Square
<b>Blanchard, Brian &amp; Timothy</b> 5701 N. Sheridan Rd.	\$5,496	1 unit(s) <i>Studios.</i> 1, \$650 to \$192	1: 0-15%	48	77, Edgewater
<b>Bomberg Property Mgt (5240 N. Winthrop LLC)</b> 5240 N. Winthrop	\$87,168	18 unit(s) <i>SROs:</i> 8, \$488 to \$205 and 10, \$500 to \$0	18: 0-15%	48	77, Edgewater
<b>Circle Management (The Glenn Apts. LLC)</b> 4940 N. Winthrop	\$29,400	6 unit(s) <i>SROs:</i> 6, \$425-\$375 to \$0	6: 0-15%	48	77, Edgewater
<b>Fitz, Gabriella</b> 6221 N. Wayne	\$8,652	1 unit(s) <i>3 br.</i> 1, \$1,100 to \$379	1: 16-30%	48	77, Edgewater
<b>Hellenic Foundation</b> 5700 N. Sheridan Rd.	\$146,681	49 unit(s) <i>Studios:</i> 37, \$491-\$550 to \$160-\$405 <i>1 br.</i> 12, \$631 to \$811 to \$281-\$616	49: 16-30%	48	77, Edgewater
<b>Holsten Real Estate Dev Corp (Rosemont Ltd. Partnership)</b> 1061 W. Rosemont	\$83,220	34 unit(s) <i>Studios:</i> 34, \$485-\$585 to \$285-\$365	34: 16-30%	48	77, Edgewater
<b>Hunter Properties (CAT.MY.TALPA, LLC)</b> 1055 W. Catalpa	\$19,824	4 unit(s) <i>1 br.</i> 4, \$750 to \$316-374	4: 16-30%	48	77, Edgewater
<b>Ivanovic, Ailil</b> 5750 N. Sheridan	\$51,600	6 unit(s) <i>Studios:</i> 4, \$680 to \$130 <i>1 br.</i> 3, \$840 to \$140	6: 0-15%	48	77, Edgewater
<b>Mercy Housing Lakefront (Delmar Ltd Partnership)</b> 5042 N. Winthrop	\$106,776	40 unit(s) <i>SROs:</i> 11, \$370-\$340 to \$321-\$60 and 29, \$390-\$380 to \$232-\$60	25: 0-15% 15: 16-30%	48	3, Uptown
<b>Moore, Art</b> 5450 N. Winthrop	\$6,360	1 unit(s) <i>1 br.</i> 1, \$700 to \$170	1: 0-15%	48	77, Edgewater

CHICAGO LOW-INCOME HOUSING TRUST FUND

Rental Subsidy Program (Units as of June 30, 2009)

Organization and Address of Project	Annual Subsidy	Total Number of Units Receiving Assistance and Breakdown of Subsidized Rents	Income Level Served	Ward	Community Area
<b>MSS Enterprises</b> 5326 N. Winthrop	\$136,132	22 unit(s) <i>Studios:</i> 15, \$715 to \$323-\$214 <i>1 br.</i> 7, \$925 to \$416-\$214	15: 0-15% 7: 16-30%	48	77, Edgewater
<b>Popovic, Tomor &amp; Roza</b> 5730 N. Sheridan / 5949 N. Kenmore / 6128 N. Kenmore / 5730 N. Sheridan	\$52,248	10 unit(s) <i>Studios:</i> 3, \$620-\$670 to \$191-\$210 <i>1 br.</i> 7, \$750 to \$191-\$446	5: 0-15% 5: 16-30%	48	77, Edgewater
<b>1614 Jonquil Terrace c/o Housing Opportunities for Women</b> 1614-22 W. Jonquil	\$31,068	6 unit(s) <i>1 br.</i> 1, \$690 to \$202 <i>2 br.</i> 1, \$750 to \$100 <i>3 br.</i> 2, \$835 to \$335-\$230 and 2, \$835 to \$555-\$769	4: 0-15% 2: 16-30%	49	1, Rogers Park
<b>A.M. Realty Group LLC</b> 6748-50 N. Ashland	\$145,320	29 unit(s) <i>Studios:</i> 1, \$520 to \$140 <i>1 br.</i> 14, \$680-\$540 to \$140 and 14, \$680 -\$555 to \$495 -\$215	15: 0-15% 14: 16-30%	49	1, Rogers Park
<b>Acorn Property Mgt (Greenleaf Rentals LLC)</b> 1383 W. Greenleaf	\$6,000	1 unit(s) <i>1 br.</i> 1, \$785 to \$285	1: 16-30%	49	1, Rogers Park
<b>Barker Development LLC c/o Barker, William</b> 6912 N. Ashland	\$17,820	3 unit(s) <i>Studios:</i> 3, \$625 to \$130	3: 0-15%	49	1, Rogers Park
<b>Barker Development LLC c/o Barker, William</b> 6822 N. Ashland	\$6,240	1 unit(s) <i>Studios:</i> 1, \$650 to \$130	1: 0-15%	49	1, Rogers Park
<b>Broadmoor Apts, LP c/o IDM Services</b> 7600 N. Bosworth	\$84,012	23 unit(s) <i>Studios:</i> 8, \$482-\$634 to \$140-\$387 <i>1 br.</i> 13, \$430-\$725 to \$150-\$482 <i>2 br.</i> 2, \$685-\$641 to \$366-\$535	10: 0-15% 13: 16-30%	49	1, Rogers Park
<b>Cagan Management (Lang, Reinhold)</b> 6815 N. Sheridan	\$24,396	5 unit(s) <i>Studios:</i> 2, \$550 to \$212-\$240 and 1, \$550 to \$273 <i>1 br.</i> 2, \$740-750 to \$140-\$242	5: 0-15%	49	1, Rogers Park
<b>Chicago Graystone</b> 6964 N. Greenview	\$35,952	4 unit(s) <i>1 br.</i> 2, \$818 to \$140 <i>2 br.</i> 2, \$990 to \$170	4: 0-15%	49	1, Rogers Park

**CHICAGO LOW-INCOME HOUSING TRUST FUND**

**Rental Subsidy Program (Units as of June 30, 2009)**

Organization and Address of Project	Annual Subsidy	Total Number of Units Receiving Assistance and Breakdown of Subsidized Rents		Income Level Served	Ward	Community Area
<b>Chicago Graystone</b> 1740-50 W. Northshore	\$53,892	6 unit(s)	1 br. 3, \$818 to \$140 2 br. 3, \$980 to \$170	6: 0-15% 0: 16-30%	49	1, Rogers Park
<b>Chicago Graystone</b> 7458-64 N. Greenview	\$26,112	3 unit(s)	1 br. 2, \$818 to \$140 2 br. 1, \$990 to \$170	3: 0-15%	49	1, Rogers Park
<b>Chicago Graystone</b> 1900-08 W. Farwell / 6900-14 N. Wolcott	\$27,816	3 unit(s)	1 br. 1, \$818 to \$140 2 br. 2, \$990 to \$170	3: 0-15%	49	1, Rogers Park
<b>Chicago Graystone (Birchwood Greenview LLC)</b> 1456 W. Birchwood	\$32,520	8 unit(s)	2 br. 2, \$860 to \$500-\$560 and 3, \$960 to \$485 3 br. 3, \$1159-\$1475to \$630-\$737	8: 16-30%	49	1, Rogers Park
<b>Chicago Metro Hsg. Dev Corp</b> 1700-08 W. Juneway Terrace	\$51,600	6 unit(s)	1 br. 1, \$725 to \$245 2 br. 2, \$800-\$900 to \$140-\$150 3 br. 1, \$1250 to \$200 4 br. 2, \$1350 to \$220-\$440	4: 0-15% 2: 16-30%	49	1, Rogers Park
<b>Chicago Metro. Hsg. Dev Corp c/o Kass Management</b> 1714-24 W. Jonquil	\$4,440	1 unit(s)	3 br. 1, \$976 to \$376	1: 16-30%	49	1, Rogers Park
<b>Council for Jewish Elderly</b> 1221 W. Sherwin	\$75,075	20 unit(s)	1 br. 20, \$605 to \$300	19: 0-15% 1: 16-30%	49	1, Rogers Park
<b>H.O.M.E.</b> 7320 N. Sheridan Rd.	\$73,944	15 unit(s)	Studios: 1, \$490 to \$180 1 br. 9, \$543 to \$197-\$365 2 br. 5, \$922 to \$196-\$391	7: 0-15% 8: 16-30%	49	1, Rogers Park
<b>IBF Property Mgt (1063 &amp; 1101 Columbia Apts LLC)</b> 1063 & 1101 W Columbia	\$55,740	10 unit(s)	Studios: 9, \$600 to \$130 1 br. 1, \$700 to \$285	10: 0-15%	49	1, Rogers Park
<b>KMA Holdings LLC</b> 7417-27 N. Clark	\$45,960	5 unit(s)	1 br. 1, \$850 to \$140 2 br. 4, \$950 to \$170	5: 0-15%	49	1, Rogers Park
<b>Ko, Mi Suk</b> 7725-29 N. Sheridan	\$40,680	6 unit(s)	Studios: 3, \$650 to \$130 1 br. 3, \$750 to \$140	6: 0-15%	49	1, Rogers Park

CHICAGO LOW-INCOME HOUSING TRUST FUND

Rental Subsidy Program (Units as of June 30, 2009)

Organization and Address of Project	Annual Subsidy	Total Number of Units Receiving Assistance and Breakdown of Subsidized Rents	Income Level Served	Ward	Community Area
<b>Kopley Group XIV LLC</b> 6807 N. Sheridan	\$4,500	1 unit(s) <i>Studios:</i> 1, \$690 to \$315	1: 16-30%	49	1, Rogers Park
<b>Millie Management</b> 1447 W. Arthur	\$3,852	1 unit(s) <i>Studios:</i> 1, \$610 to \$289	1: 0-15%	49	77, Edgewater
<b>Pedraza, Edgar</b> <b>c/o Cagan Mgt Group</b> 7369-79 N. Damen	\$5,820	1 unit(s) <i>3 br:</i> 1, \$990 to \$505	1: 16-30%	49	1, Rogers Park
<b>Realty &amp; Mortgage Co.</b> <b>(Vranas Family Partnership LLC)</b> 6758 N. Sheridan	\$49,380	10 unit(s) <i>Studios:</i> 5, \$615 to \$185 to \$208 <i>1 br:</i> 5, \$745 to \$191-\$426	5: 0-15% 5: 16-30%	49	49, Rogers Park
<b>Stolyarov, Dennis (Land Trust # 3336)</b> 1421 W. Farwell	\$4,140	1 unit(s) <i>Studios:</i> 1, \$625 to \$290	1: 16-30%	49	1, Rogers Park
<b>Tiriteu, Catita</b> 7600 N. Sheridan	\$30,960	4 unit(s) <i>1 br:</i> 3, \$750 to \$140 <i>2 br:</i> 1, \$950 to \$200	4: 0-15%	49	1, Rogers Park
<b>W. W. Limited Partnership</b> 6928 N. Wayne	\$108,528	38 unit(s) <i>Studios:</i> 31, \$460 to \$140-\$405 <i>1 br:</i> 7, \$550 to \$130-\$223	21: 0-15% 17: 16-30%	49	1, Rogers Park
<b>Wells Street Mgt (Stephen Muller)</b> 1546 W. Jonquil Terrace	\$48,600	9 unit(s) <i>Studios:</i> 6, \$550 to \$130 <i>1 br:</i> 3, \$650 to \$140	9: 0-15%	49	1, Rogers Park
<b>Fetterman, Morris</b> 6319-25 N. Mozart	\$12,300	3 unit(s) <i>1 br:</i> 1, \$575 to \$230 and 2, \$570 to \$230	3: 16-30%	50	2, West Ridge
<b>Guliani, Rajinder K.</b> 6500-06 N. Leavitt / 2204 W. Arthur	\$7,320	1 unit(s) <i>1 br:</i> 1, \$750 to \$140	1: 0-15%	50	2, West Ridge
<b>Marsh, Walter</b> 2014-24 W. Arthur / 7333 N Ridge	\$10,560	2 unit(s) <i>1 br:</i> 2, \$770-\$600 to \$330-\$160	2: 0-15%	50	2, West Ridge
<b>Rasul, Nafees</b> 6031 N. Fairfield	\$9,360	1 unit(s) <i>2 br:</i> 1, \$950 to \$170	1: 0-15%	50	2, West Ridge
<b>Ravenswood Partnership of III LP</b> 1818 W. Peterson	\$203,916	34 unit(s) <i>1 br:</i> 28, \$785 to \$285 and 4, \$695 to \$191-\$342 <i>2 br:</i> 2, \$975 to \$340	16: 0-15% 18: 16-30%	50	2, West Ridge

CHICAGO LOW-INCOME HOUSING TRUST FUND

Rental Subsidy Program (Units as of June 30, 2009)

Organization and Address of Project	Annual Subsidy	Total Number of Units Receiving Assistance and Breakdown of Subsidized Rents		Income Level Served	Ward	Community Area
<b>Weisberger, William</b> 6307-09 N. Mozart	\$13,032	2 unit(s)	<i>2 br.</i> 2, \$950 to \$407	2: 16-30%	50	2, West Ridge
<b>West Ridge Senior Partners, LP</b> 6142 N. California	\$90,408	15 unit(s)	<i>1 br.</i> 13, \$685-\$767 to \$140-\$285 <i>2 br.</i> 2, \$895 to \$340	7: 0-15% 8: 16-30%	50	2, West Ridge
<b>Wilmette Real Estate &amp; Mgt</b> 6234-36 N. Hoyne	\$10,980	2 unit(s)	<i>1 br.</i> 1, \$677 to \$274 <i>2 br.</i> 1, \$860 to \$348	2: 16-30%	50	2, West Ridge

Department of Community Development  
**TROUBLED BUILDINGS INITIATIVE I (Multifamily)**  
 January 1 - June 30, 2009

Quarter First Counted	TBI Status	Primary Address	Number of Residential Units	Ward	Units by Income Level						
					0-15%	16-30%	31-50%	51-60%	61-80%	81-100%	101+%
2009,2	Recovered	1520 W. 64th St./ 6359 W. Justine	6	16	-	-	6	-	-	-	-
2009,2	Recovered	7500 S. Eggleston Ave	13	17	-	-	13	-	-	-	-
2009,2	Recovered	5757-9 S. Morgan	8	16	-	-	8	-	-	-	-
2009,2	Recovered	1314-24 W. 82nd/ 8159 S. Throop	13	17	-	-	13	-	-	-	-
		<b>TOTAL</b>	<b>40</b>		<b>-</b>	<b>-</b>	<b>40</b>	<b>-</b>	<b>-</b>	<b>-</b>	<b>-</b>

Department of Community Development  
**NEW HOMES FOR CHICAGO AND CITY LOTS FOR CITY LIVING**  
 Developments Approved January 1 - June 30, 2009

Program	Quarter Approved	Development Name	Developer	Primary Project Address	Value of Land Write Down	Total Units	Units by Income Level							
							0-15%	16-30%	31-50%	51-60%	61-80%	81-100%	101+ %	
City Lots for City Living														
New Homes for Chicago	2nd	Junction Grove	Breaking Ground Inc.	615 W. 70th St., 6918 S. Parnell Ave., 6938 S. Parnell Ave., 6956 S. Parnell Ave., 544 W. 70th St., 7017-19 S. Parnell Ave., 7022-26 S. Parnell Ave., 7014 S. Parnell Ave., 6818 S. Normal Blvd., 6830-32 S. Normal Blvd., 6913 S. Normal Blvd., 6933 S. Normal Blvd., 7008 S. Normal Blvd., 7015 S. Normal Blvd., 7056 S. Normal Blvd.	\$950,000	30	-	-	-	-	-	20	10	
	2nd	Ararat Homes	Breaking Ground Inc./ Mt. Ararat Communit Christian Center	300-310 W. 74th, 414-432 W. 74th, 7615 S Lowe, 7757 S. Lowe, 7645 S. Lowe, 7839-41 S. Lowe, 7643 S. Emerald, 7532 S. Emerald, 7710 S. Emerald, 7401 S. Eggleston, 7526 S. Eggleston, 7609 S. Union, 7722 S. Union, 7614-43 S. Union, 7201-11 S. Stewart, 7255-57 S. Stewart, 7400-08 S. Stewart	\$850,000	29	-	-	-	-	-	19	10	
<b>TOTAL</b>					<b>\$ 1,800,000</b>	<b>59</b>	<b>-</b>	<b>-</b>	<b>-</b>	<b>-</b>	<b>-</b>	<b>39</b>	<b>20</b>	

Department of Community Development  
**TIF NIP SINGLE-FAMILY PROGRAM ACTIVITY**  
 January 1 - June 30, 2009

TIF District	Amount of TIF Funds	Number of Units	Units by Income Level							
			0-15%	16-30%	31-50%	51-60%	61-80%	81-100%	101+ %	
Division-Homan	\$ -	-								
Englewood	\$ -	-								
Lawrence-Kedzie	\$ 10,313	2		2						
Harrison-Central	\$ -	-								
Roosevelt-Homan	\$ 12,500	2					2			
119th/I-57	\$ 81,110	9	1		1	2	1	2	2	
119th-Halsted	\$ 10,000	1		1						
Midwest	\$ 256,138	40	2	11	6	6	11	8		
Harrison/Central	\$ 12,500	1	1							
<b>TOTAL</b>	<b>\$ 382,561</b>	<b>55</b>	<b>4</b>	<b>14</b>	<b>7</b>	<b>8</b>	<b>14</b>	<b>10</b>	<b>2</b>	



City of Chicago  
 Richard M. Daley, Mayor  
 Christine Raguso, Acting Commissioner  
 Department of Community Development

## HISTORIC CHICAGO BUNGALOW INITIATIVE

Benefits Received October 1, 2000 to June 30, 2009

Program inception date: October 1, 2000

INDICATOR	NUMBER	DOLLARS EXPENDED	
<b>Certifications/Marketing Bungalows-2009 (2nd Qtr.)</b>			
Requests for information/general information pieces mailed*	142		
Certification of existing owners (2nd qtr)	130		
Certification for new bungalow buyers (2nd qtr)	13		
# of Members Approved for Vouchers (2nd qtr)	2		
# of Members Approved for DOE Grant (G1) (2nd qtr)	4		
# of Members Approved for ICECF Grant (G2) (2nd qtr)	5		
#of members approved for ICECF Weatherization (2nd qtr)	0		
# of members approved for IHDA Grant (2nd qtr)	4		
#members approved for ICECF Model Block Grant (2nd qtr)	0		
# of households who access other rehab bank loans	0	\$0	home equity
	0	\$0	refinance
<b>Subtotal:</b>	0	\$0	
<b>Benefit Activity October 1, 2000 to June 30, 2009 **</b>			
Requests for informational packages sent by mail*	25,326		
# of households who utilized their own resources for rehab	3,053	\$14,038,887	
# of households who received appliance vouchers	2,055	\$3,162,800	
# of households who received energy efficiency matching dollars	1,843	\$2,438,155	
# of households who received ICECF weatherization dollars	915	\$1,519,920	
# of households who received ICECF Model Block dollars	52	\$677,502	
# of households who received IHDA grant matching dollars	641	\$2,327,007	
<b>Bungalow Purchase Activity October 1, 2000 to June 30, 2009</b>			
# of bungalows purchased with a City Mortgage Loan or other purchase loan	163	\$22,525,932	
# of bungalows purchased with a non-City Mortgage-participating bungalow lender loan	150	\$35,451,605	
# of loans for bungalow purchase in process	0	\$0	
Actual # of households served, taking into account multiple benefits	5,448		

\* In order to avoid double counting, this represents original requests as opposed to second or third calls.

\*\* Due to processing time, this dollar amount is less than the households receiving benefits.

Department of Community Development  
**Neighborhood Lending Program**  
 January 1 - June 30, 2009

Quarter Counted	Primary Address	Loan Amount	Ward	Income Level
2009,1	9025 S. Laflin	\$7,380	21	16% to 30%
2009,1	9025 S. Laflin	\$993	21	16% to 30%
2009,1	9025 S. Laflin	\$10,000	21	16% to 30%
2009,1	5640 S. Christiana	\$8,560	14	101% to 120%
2009,1	2247 N. La Porte	\$260,000	31	101% to 120%
2009,1	7527 S Luella	\$31,450	7	81% to 100%
2009,1	4840 S Bishop	\$169,592	20	31% to 50%
2009,1	4840 S Bishop	\$40,350	20	31% to 50%
2009,1	4840 S Bishop	\$4,000	20	31% to 50%
2009,1	3853 West Polk St	\$3,000	24	31% to 50%
2009,1	3853 West Polk St	\$5,000	24	31% to 50%
2009,1	2247 N. La Ponte	\$39,800	31	81% to 100%
2009,1	4610 S Calumet	\$5,400	3	101% to 120%
2009,1	1238 W. 115th St.	\$108,900	34	61% to 80%
2009,1	1238 W. 115th St.	\$4,000	34	61% to 80%
2009,1	1238 W. 115th St.	\$22,300	34	61% to 80%
2009,1	820 E 38th Place	\$27,200	4	Over 120%
2009,1	4053 S Michigan	\$33,420	3	101% to 120%
2009,1	6050 S. Princeton Ave.	\$42,394	20	Over 120%
2009,1	6653 S Maryland	\$5,200	5	81% to 100%
2009,1	4933 S Hermitage	\$183,000	16	Over 120%
2009,1	4933 S Hermitage	\$28,600	16	61% to 80%
2009,1	6415 S. Wood	\$101,700	15	31% to 50%
2009,1	6415 S. Wood	\$4,000	15	31% to 50%
2009,1	6415 S. Wood	\$20,000	15	31% to 50%
2009,1	3841 West Lexington	\$8,621	24	81% to 100%
2009,1	4526 West Maypole	\$109,000	28	51% to 60%
2009,1	4526 West Maypole	\$19,070	28	51% to 60%
2009,1	4526 West Maypole	\$4,000	28	51% to 60%
2009,1	3113 N. Christiana	\$240,000	35	81% to 100%
2009,1	3113 N. Christiana	\$55,800	35	81% to 100%
2009,1	5700 S. Kostner	\$28,000	13	61% to 80%
2009,1	777 N. Michigan Avenue	\$139,200	42	81% to 100%
2009,1	777 N. Michigan Avenue	\$33,890	42	81% to 100%
2009,1	2709 N Rutherford	\$22,500	36	51% to 60%
2009,1	2064 W 75th Place	\$20,000	18	101% to 120%
2009,1	7325 S. Emerald	\$270,400	17	61% to 80%
2009,1	115 S Mayfield	\$8,749	29	101% to 120%
2009,1	118 S. Parkside Avenue	\$124,000	29	61% to 80%
2009,1	118 S. Parkside Avenue	\$6,506	29	61% to 80%
2009,1	1725 North Kedzie	\$354,400	26	Over 120%
2009,1	1725 North Kedzie	\$69,600	26	Over 120%
2009,1	6036 S. Paulina St	\$9,357	15	31% to 50%
2009,1	1515 South Kolin	\$48,075	24	Over 120%
2009,1	5811 N Campbell	\$38,250	40	Over 120%
2009,1	538 W. 43rd Place	\$199,000	11	81% to 100%
2009,1	538 W. 43rd Place	\$49,900	11	81% to 100%
2009,1	7026 S Constance	\$42,360	5	Over 120%
2009,1	7231 S. Green Street	\$96,600	17	61% to 80%
2009,1	7231 S. Green Street	\$4,000	17	61% to 80%
2009,1	7231 S. Green Street	\$7,100	17	61% to 80%
2009,1	2315 N. Mason	\$25,483	37	31% to 50%
2009,1	7716 S Wolcott	\$156,000	18	81% to 100%
2009,1	7716 S Wolcott	\$47,257	18	81% to 100%

Department of Community Development  
**Neighborhood Lending Program**  
 January 1 - June 30, 2009

Quarter Counted	Primary Address	Loan Amount	Ward	Income Level
2009,1	706 East 106th Street	\$150,500	9	81% to 100%
2009,1	706 East 106th Street	\$4,000	9	61% to 80%
2009,1	706 East 106th Street	\$10,000	9	61% to 80%
2009,1	13033 South Burley	\$156,000	10	61% to 80%
2009,1	13033 South Burley	\$17,300	10	61% to 80%
2009,1	13033 South Burley	\$4,000	10	61% to 80%
2009,1	13033 South Burley	\$20,350	10	61% to 80%
2009,1	11575 South Racine Street	\$29,800	34	31% to 50%
2009,1	11575 South Racine Street	\$1,648	34	31% to 50%
2009,1	11575 South Racine Street	\$10,000	34	31% to 50%
2009,1	6510 S. Sangamon	\$24,000	17	51% to 60%
2009,1	6510 S. Sangamon	\$2,249	17	51% to 60%
2009,1	6510 S. Sangamon	\$24,905	17	51% to 60%
2009,1	7949 South Stewart Ave	\$113,266	17	31% to 50%
2009,1	7949 South Stewart Ave	\$4,000	17	31% to 50%
2009,1	7949 South Stewart Ave	\$22,730	17	31% to 50%
2009,1	5648 S May Street	\$5,087	16	31% to 50%
2009,1	5648 S May Street	\$943	16	31% to 50%
2009,1	5648 S May Street	\$14,485	16	31% to 50%
2009,1	6814 S Claremont	\$14,000	17	61% to 80%
2009,1	10610 Avenue F	\$14,800	10	61% to 80%
2009,1	8140 S Kostner	\$39,600	13	81% to 100%
2009,1	4832 S. Shakespear	\$34,175	31	81% to 100%
2009,1	8826 S. Hamilton Avenue	\$304,000	19	Over 120%
2009,1	8826 S. Hamilton Avenue	\$77,100	19	Over 120%
2009,1	11036 S. Indiana Ave.	\$126,000	9	16% to 30%
2009,1	11036 S. Indiana Ave.	\$31,330	9	16% to 30%
2009,1	11036 S. Indiana Ave.	\$4,000	9	16% to 30%
2009,1	3901 N. Oketo	\$244,000	36	81% to 100%
2009,1	3901 N. Oketo	\$41,800	36	81% to 100%
2009,1	1611 South Drake	\$97,518	24	101% to 120%
2009,1	449 West 118th Street	\$111,840	34	31% to 50%
2009,1	449 West 118th Street	\$30,667	34	31% to 50%
2009,1	449 West 118th Street	\$4,000	34	31% to 50%
2009,1	7047 S. Winchester Ave	\$9,830	17	31% to 50%
2009,1	7047 S. Winchester Ave	\$1,076	17	31% to 50%
2009,1	7047 S. Winchester Ave	\$22,400	17	31% to 50%
2009,1	9840 S Ellis	\$21,596	8	51% to 60%
2009,1	10849 S Avenue N	\$22,000	10	81% to 100%
2009,1	511 West Division	\$196,000	27	Over 120%
2009,2	1000 E 53rd Street	\$28,050	4	81% to 100%
2009,2	8049 S Kilbourn	\$4,000	13	61% to 80%
2009,2	8049 S Kilbourn	\$123,890	13	61% to 80%
2009,2	950 N Drake	\$12,200	27	101% to 120%
2009,2	1728 W Farwell	\$9,500	49	31% to 50%
2009,2	7322 S. Constance	\$24,290	8	61% to 80%
2009,2	7322 S. Constance	\$4,000	8	61% to 80%
2009,2	7322 S. Constance	\$124,500	8	61% to 80%
2009,2	2655 W Cortez	\$29,150	1	Over 120%
2009,2	4517 South Vincennes Ave	\$176,300	3	Over 120%
2009,2	1937 West Diversey	\$59,000	32	Over 120%
2009,2	1937 West Diversey	\$312,000	32	Over 120%
2009,2	4207 West Adams	\$221,300	28	101% to 120%
2009,2	7914 S. Sangamon	\$240,000	17	51% to 60%

Department of Community Development  
**Neighborhood Lending Program**  
 January 1 - June 30, 2009

Quarter Counted	Primary Address	Loan Amount	Ward	Income Level
2009,2	7914 S. Sangamon	\$76,991	17	81% to 100%
2009,2	7415 South Rhodes Ave	\$220,000	6	31% to 50%
2009,2	7415 South Rhodes Ave	\$4,000	6	31% to 50%
2009,2	7415 South Rhodes Ave	\$18,474	6	31% to 50%
2009,2	4016 N Spaulding	\$13,600	33	61% to 80%
2009,2	9950 South Prospect	\$64,660	19	Over 120%
2009,2	4825 W Ainslie	\$35,700	45	61% to 80%
2009,2	12230 S Princeton	\$23,500	34	81% to 100%
2009,2	10500 S King Drive	\$19,500	9	61% to 80%
2009,2	8005 S. LaSalle St	\$156,000	17	Over 120%
2009,2	8005 S. LaSalle St	\$36,000	17	Over 120%
2009,2	4755 S Karlov	\$24,600	14	61% to 80%
2009,2	11549 S Outh Bishop	\$13,675	34	61% to 80%
2009,2	3052 North Kenneth Ave	\$182,000	31	81% to 100%
2009,2	1425 North Luna	\$248,000	37	Over 120%
2009,2	1425 North Luna	\$26,907	37	Over 120%
2009,2	3717 W. Hayford	\$168,000	18	51% to 60%
2009,2	3717 W. Hayford	\$34,290	18	51% to 60%
2009,2	8035 S. Loomis	\$146,400	21	81% to 100%
2009,2	8035 S. Loomis	\$42,839	21	81% to 100%
2009,2	11603 S. Throop	\$14,349	34	61% to 80%
2009,2	1500 North Ridgeway	\$216,000	26	101% to 120%
2009,2	1500 North Ridgeway	\$43,100	26	101% to 120%
2009,2	1500 North Ridgeway	\$4,000	26	101% to 120%
2009,2	3611 West 50th Place	\$173,000	14	61% to 80%
2009,2	3611 West 50th Place	\$30,400	14	61% to 80%
2009,2	3611 West 50th Place	\$12,350	14	61% to 80%
2009,2	3744 N. Bernard	\$37,500	35	61% to 80%
2009,2	1706 W. Huron	\$31,450	1	81% to 100%
2009,2	1748 North Latrobe Ave	\$126,400	37	61% to 80%
2009,2	7526 S Langley	\$156,000	6	81% to 100%
2009,2	7526 S Langley	\$38,100	6	81% to 100%
2009,2	1748 North Latrobe Ave	\$4,000	37	61% to 80%
2009,2	1748 North Latrobe Ave	\$23,387	37	61% to 80%
2009,2	5740 S. Central Avenue	\$14,000	23	31% to 50%
2009,2	8035 South Euclid	\$93,340	8	31% to 50%
2009,2	8035 South Euclid	\$4,000	8	31% to 50%
2009,2	8035 South Euclid	\$18,600	8	31% to 50%
2009,2	5961 West Ohio	\$164,400	29	61% to 80%
2009,2	3830 West Congress Pkwy	\$176,000	24	101% to 120%
2009,2	3830 West Congress Pkwy	\$46,140	24	101% to 120%
2009,2	2408 S. Karlov	\$18,000	22	51% to 60%
2009,2	2834 W. 57th Street	\$11,700	16	51% to 60%
2009,2	7357 S. Princeton	\$33,976	17	101% to 120%
2009,2	8510 S. Phillips Avenue	\$136,800	7	81% to 100%
2009,2	8510 S. Phillips Avenue	\$4,250	7	81% to 100%
2009,2	2136 W 50th pl	\$117,863	16	61% to 80%
2009,2	2136 W 50th pl	\$4,000	16	61% to 80%
2009,2	2136 W 50th pl	\$17,735	16	61% to 80%
2009,2	7315 S Calumet	\$204,000	6	Over 120%
2009,2	7315 S Calumet	\$58,100	6	Over 120%
2009,2	10322 South Calumet Ave	\$136,865	9	101% to 120%
2009,2	10322 South Calumet Ave	\$40,500	9	101% to 120%
2009,2	10458 S Greenbay	\$17,000	10	16% to 30%

Department of Community Development  
**Neighborhood Lending Program**  
 January 1 - June 30, 2009

Quarter Counted	Primary Address	Loan Amount	Ward	Income Level
2009,2	3611 West 50th Place	\$4,000	14	61% to 80%
2009,2	9219 S. Racine	\$152,000	21	101% to 120%
2009,2	9219 S. Racine	\$25,900	21	101% to 120%
2009,2	6437 S Artesian	\$75,300	15	31% to 50%
2009,2	6437 S Artesian	\$15,000	15	31% to 50%
2009,2	6437 S Artesian	\$4,000	15	31% to 50%
2009,2	3008 West Jackson	\$5,000	28	31% to 50%
2009,2	6349 N. Rockwell	\$21,400	50	101% to 120%
2009,2	6621 N. Lakewood Ave.	\$12,000	49	81% to 100%
2009,2	4147 West 21st Street.	\$8,503	24	51% to 60%
2009,2	4147 West 21st Street.	\$3,000	24	51% to 60%
2009,2	4147 West 21st Street.	\$18,425	24	51% to 60%
2009,2	4147 West 21st Street.	\$1,416	24	51% to 60%
2009,2	4147 West 21st Street.	\$8,600	24	51% to 60%
2009,2	5052 South Blackstone	\$18,250	4	81% to 100%
2009,2	2900 N Central Park	\$21,500	30	81% to 100%
2009,2	1021 Augusta Ave.	\$120,000	27	101% to 120%
2009,2	1021 Augusta Ave.	\$27,094	27	101% to 120%
2009,2	6530 S Woodlawn	\$28,900	20	81% to 100%
2009,2	1257 N. Maplewood Ave.	\$27,850	26	Over 120%
2009,2	10752 South Wabash Ave	\$157,600	9	101% to 120%
2009,2	10752 South Wabash Ave	\$45,425	9	81% to 100%
2009,2	2520 S Oakley	\$31,835	25	81% to 100%
2009,2	9334 S. Throop	\$35,300	21	101% to 120%
2009,2	7211 S. University	\$192,000	5	Over 120%
2009,2	7211 S. University	\$5,000	5	Over 120%
2009,2	6212 S Vernon	\$32,000	20	101% to 120%



Department of Community Development  
**Affordable Housing Density Bonus Commitment**  
 Current as of June 30, 2009

Property Address	Developer	Plan Commission Approval	Type	Projected Payment	Cash Received	Number of Affordable Units
2346-56 S. Wabash	Dave Dubin	3/17/2005	units	N/A Units		10
301-319 S. Sangamon Street / 925 W. Jackson	Heidner Properties	8/17/2006	units	N/A Units		11
126 N. Des Plaines / 659 W. Randolph	Mesiraw Stein Development Services	10/6/2006	units	N/A Units	<b>LOC \$726,756.80</b>	24
2 W. Erie, Dana Hotel	Dana Hotel, LLC		payment	\$335,400.00	\$335,400.00	
10 East Delaware	Ten East Delaware, LLC, the Prime Group, Inc., It's Manager	Jun-06	payment	\$2,376,420.00	<b>\$2,376,420.00</b>	
60 E. Monroe	Mesa Development	5/1/2005	payment	\$1,325,303.00	<b>\$1,325,303.00</b>	
111 W. Illinois	The Alter Group	As of Right	payment	\$922,420.00	<b>\$922,420.00</b>	
123 S. Green, The Emerald B	Greek Town Residential Partners LLC, 4104 N. Harlem, 60634	7/21/2006	payment	\$285,600.00	<b>\$285,600.00</b>	
125 S. Green, The Emerald A	Partners LLC, 4104 N. Harlem, 60634	7/21/2006	payment	\$224,400.00	<b>\$224,400.00</b>	
151 N. State Street (MOMO)	Smithfield Properties, LLC	7/1/2005	payment	\$299,000.00	<b>\$299,000.00</b>	
160 E. Illinois	Orange Blue RHA	As of Right	payment	\$639,828.00	<b>\$639,828.00</b>	
301-325 W. Ohio (Bowne)	Woodlawn Development LLC (Metropolitan Real Estate)	5/19/2005	payment	\$1,216,860.00	<b>\$1,216,860.00</b>	
550 N. St. Clair Street	Sutherland Pearsall Dev. Corp. Schatz Development, 610 N. Fairbanks	As of Right	payment	\$373,180.00	<b>\$373,180.00</b>	
600 N. Fairbanks Ct		7/1/2005	payment	\$580,880.00	<b>\$580,880.00</b>	
611 S. Wells	TR Harrison, LLC	As of Right	payment	\$22,734.50	<b>\$22,734.50</b>	
642 S. Clark	Smithfield Properties, LLC	As of Right	payment	\$225,965.00	<b>\$225,965.00</b>	
1001 W. VanBuren	Smithfield Properties, LLC	6/1/2005	payment	\$87,451.81	<b>\$87,451.81</b>	
1255 S. State	13th&State LLC	5/1/2005	payment	\$247,254.00	<b>\$247,254.00</b>	
1400-16 S. Michigan	1400 S Michigan LLC	12/1/2005	payment	\$432,316.80	<b>\$432,316.80</b>	
1454-56 S. Michigan	Sedgwick Properties Deve. Corp	5/19/2005	payment	\$322,371.25	<b>\$322,371.25</b>	
1555 S. Wabash Avenue	1717 N. Clark LLC by CRZ	As of Right	payment	\$127,144.80	<b>\$127,144.80</b>	
1720 S. Michigan Avenue	Development LLC	11/1/2005	payment	\$915,631.20	<b>\$915,631.20</b>	
2131 S. Michigan Ave / 2136 S Indiana	Chieftain Const., Aviation Development Group, LLC	11/1/2005	payment	\$614,451.60	<b>\$614,451.60</b>	
2100 S. Indiana		Sep-06	payment	\$285,451.00	<b>\$285,451.00</b>	
205-15 W. Washington	Jupiter Realty Corporation	3/16/2006	payment	\$420,305.60	<b>\$420,305.60</b>	
212-232 E. Erie, 217-35 W. Huron (Flair Tower)	Newport Builders, Inc.	12/1/2005	payment	\$2,250,415.00	<b>\$2,250,415.00</b>	
161 W. Kinzie	Lynd Development	Not required	payment	\$1,211,280.00	<b>\$1,211,280.00</b>	
1-5 W. Walton / 2 W. Delaware (Scottish Rite - Walton on the Park)	The Enterprise Companies	Not required	payment	\$2,698,385.00	<b>\$2,698,385.00</b>	
1327 S. Wabash	Wabash Street, LLC, c/o Piedmont Development, 327 S. Sangamon, 60607	7/5/2006	payment	\$412,351.00		
618-630 W. Washington/101-121 N. Des Plaines	The Cornerstone Group 70, LLC	12/1/2005	payment	\$181,146.00		
200-218 W. Lake St/206 N. Wells St.	210-218 W. Lake LLC, 920 York Rd., #320, Hinsdale IL 60521	May-07	payment	\$1,439,416.80		
400 N. Lake Shore Drive (The Spire)	Shelborne North Water Street LP	4/19/2007	payment	\$5,700,300.00		
150 N. Jefferson (Randolph Hotel)	Atira Hotels/JHM Hotels		payment	\$474,621.19		
150 E. Ontario	Monaco Development	5/19/2005	payment	\$3,880,870.40		
212-232 W Illinois St., 501-511 N. Franklin St.	JDL Acquisitions, LLC, 908 N. Halsted, Chicago	Aug-08	payment	\$2,654,166.00		
535 N. St. Clair	Sutherland Pearsall Dev. Corp.	6/1/2006	payment	\$3,595,112.35		
171 N. Wabash/73 E. Lake Street	M&R Development, LLC	8/21/2008	payment	\$1,440,384.00		
630 N. McClurg	GH630 LLC c/o Lee Golub & Company	5/1/2008	payment	\$7,920,806.40		
1-15 E. Superior	1 E. Superior, LLC	Feb-06	payment	\$940,960.00		
1712 S. Prairie (aka 1626-1736 S. Prairie)	1712 S. Prairie LLC	2/1/2006	payment	\$699,890.00		
51-67 E Van Buren/401-419 S Wabash (Buckingham-Wabash II)	Buckingham/Wabash LLC	6/18/2009	payment	\$2,026,879.20		
<b>Total</b>				<b>\$49,807,351.90</b>	<b>\$18,440,448.56</b>	

**DENSITY BONUS: CANCELED PROJECTS**

Property Address	Developer	Plan Commission Approval	Type	Projected Payment	date canceled
100-106 S Sangamon, 933-943 W Monroe St	Campus Condominiums, LLC		payment	\$243,617	October-06
501-517 W. Huron; 658-678 N. Kingsbury; 500-502 W. Erie (Park Kingsbury)	501 Huron Building Corporation	June-06	payment	\$853,320	August-07
8 East Huron	8 E. Huron Associates	November-06	payment	\$153,162	Apr-08
680 N. Rush (F/K/A 65 East Huron) (Canyon Ranch)	Huron-Rush, LLC	December-05	payment	\$1,550,239	June-08
2100 S. Prairie Avenue	2100 S. Prairie, LLC	As of Right	payment	\$129,730	August-08
251 E. Ohio / 540 N. Fairbanks	Fairbanks Development Associates, LLC	January-07		\$1,042,945	October-08
2055 S. Praire (Chess Lofts/Aristocrat)	Warman Development	September-05	payment	\$576,947.00	January-09
<b>Total</b>				<b>\$4,549,959.20</b>	

TABLE FOR INCOME LIMITS  
(EFFECTIVE MARCH 19, 2009)

Household Size	10% Area Median Income	15% Area Median Income	20% Area Median Income	30% Area Median Income (HUD Extremely Low Income Limit)	50% Area Median Income (HUD Very Low Income Limit)	60% Area Median Income	65% Area Median Income	80% Area Median Income (HUD Low Income Limit)	90% Area Median Income	95% Area Median Income	100% Area Median Income	115% Area Median Income	120% Area Median Income	140% Area Median Income
1 person	5,280	7,920	10,560	15,850	26,400	31,680	34,320	42,200	47,520	50,160	52,800	60,720	63,350	73,920
2 persons	6,030	9,045	12,060	18,100	30,150	36,180	39,195	48,250	54,270	57,285	60,300	69,345	72,400	84,420
3 persons	6,790	10,185	13,580	20,350	33,950	40,740	44,135	54,250	61,110	64,505	67,900	78,085	81,450	95,060
4 persons	7,540	11,310	15,080	22,600	37,700	45,240	49,010	60,300	67,860	71,630	75,400	86,710	90,500	105,560
5 persons	8,140	12,210	16,280	24,450	40,700	48,840	52,910	65,100	73,260	77,330	81,400	93,610	97,700	113,960
6 persons	8,750	13,125	17,500	26,250	43,750	52,500	56,875	69,950	78,750	83,125	87,500	100,625	104,950	122,500
7 persons	9,350	14,025	18,700	28,050	46,750	56,100	60,775	74,750	84,150	88,825	93,500	107,525	112,200	130,900
8 persons	9,950	14,925	19,900	29,850	49,750	59,700	64,675	79,600	89,550	94,525	99,500	114,425	119,450	139,300

Income limits are based on the Chicago-Naperville-Joliet, IL HUD Metro FMR Area (HMFA) median family income of \$74,900, as adjusted by HUD  
Effective until superseded.

**MARCH 19, 2009**

Income limits for 30%, 50%, 80%, and 120% as published by HUD.

Income limits for all other income levels extrapolated per HUD methodology (PDR 2008-02), using the very low income limit (50% AMI) as a starting point for calculating other income limits.

**CITY OF CHICAGO**  
**MAXIMUM AFFORDABLE MONTHLY RENTS 2009**

**Maximum Monthly Gross Rents (maximum rents when tenants pay no utilities/landlord pays all utilities):**

<u>Number of Bedrooms</u>	<u>10%</u>	<u>15%</u>	<u>20%</u>	<u>30%</u>	<u>50%*</u>	<u>60%</u>	<u>65%*</u>	<u>80%</u>	<u>100%</u>	<u>HUD Fair Market Rent*</u>
0	\$132	\$198	\$264	\$396	\$660	\$792	\$838	\$1,055	\$1,320	\$781
1	\$141	\$212	\$283	\$424	\$706	\$848	\$899	\$1,131	\$1,414	\$894
2	\$170	\$255	\$340	\$509	\$848	\$1,019	\$1,081	\$1,356	\$1,698	\$1,004
3	\$196	\$294	\$392	\$588	\$980	\$1,176	\$1,240	\$1,568	\$1,960	\$1,227
4	\$219	\$328	\$438	\$656	\$1,093	\$1,313	\$1,364	\$1,749	\$2,188	\$1,387
5	\$241	\$362	\$483	\$724	\$1,206	\$1,448	\$1,486	\$1,929	\$2,413	\$1,595

**Maximum rents when tenants pay for cooking gas and other electric (not heat):**

	<u>Number of Bedrooms</u>	<u>10%</u>	<u>15%</u>	<u>20%</u>	<u>30%</u>	<u>50%</u>	<u>60%</u>	<u>65%</u>	<u>80%</u>	<u>100%</u>	<u>HUD Fair Market Rent</u>
Elevator/High Rise & Garden/Walkup Apartments	0	\$99	\$165	\$231	\$363	\$627	\$759	\$805	\$1,022	\$1,287	\$748
	1	\$99	\$170	\$241	\$382	\$664	\$806	\$857	\$1,089	\$1,372	\$852
	2	\$119	\$204	\$289	\$458	\$797	\$968	\$1,030	\$1,305	\$1,647	\$953
	3	\$136	\$234	\$332	\$528	\$920	\$1,116	\$1,180	\$1,508	\$1,900	\$1,167
	4	\$145	\$254	\$364	\$582	\$1,019	\$1,239	\$1,290	\$1,675	\$2,114	\$1,313
	5	\$158	\$279	\$400	\$641	\$1,123	\$1,365	\$1,403	\$1,846	\$2,330	\$1,512
Semi-Detached/Row House/Duplex/Townhouse	0	\$99	\$165	\$231	\$363	\$627	\$759	\$805	\$1,022	\$1,287	\$748
	1	\$99	\$170	\$241	\$382	\$664	\$806	\$857	\$1,089	\$1,372	\$852
	2	\$119	\$204	\$289	\$458	\$797	\$968	\$1,030	\$1,305	\$1,647	\$953
	3	\$136	\$234	\$332	\$528	\$920	\$1,116	\$1,180	\$1,508	\$1,900	\$1,167
	4	\$145	\$254	\$364	\$582	\$1,019	\$1,239	\$1,290	\$1,675	\$2,114	\$1,313
	5	\$158	\$279	\$400	\$641	\$1,123	\$1,365	\$1,403	\$1,846	\$2,330	\$1,512

**CITY OF CHICAGO**  
**MAXIMUM AFFORDABLE MONTHLY RENTS 2009**

**Maximum rents when tenants pay for electric heat, cooking gas, and other electric:**

	<u>Number of Bedrooms</u>	<u>10%</u>	<u>15%</u>	<u>20%</u>	<u>30%</u>	<u>50%</u>	<u>60%</u>	<u>65%</u>	<u>80%</u>	<u>100%</u>	<u>HUD Fair Market Rent</u>
Elevator/High Rise & Garden/Walkup Apartments	0	\$72	\$138	\$204	\$336	\$600	\$732	\$778	\$995	\$1,260	\$721
	1	\$61	\$132	\$203	\$344	\$626	\$768	\$819	\$1,051	\$1,334	\$814
	2	\$71	\$156	\$241	\$410	\$749	\$920	\$982	\$1,257	\$1,599	\$905
	3	\$77	\$175	\$273	\$469	\$861	\$1,057	\$1,121	\$1,449	\$1,841	\$1,108
	4	\$70	\$179	\$289	\$507	\$944	\$1,164	\$1,215	\$1,600	\$2,039	\$1,238
	5	\$72	\$193	\$314	\$555	\$1,037	\$1,279	\$1,317	\$1,760	\$2,244	\$1,426
Semi-Detached/Row House/Duplex/Townhouse	0	\$68	\$134	\$200	\$332	\$596	\$728	\$774	\$991	\$1,256	\$717
	1	\$55	\$126	\$197	\$338	\$620	\$762	\$813	\$1,045	\$1,328	\$808
	2	\$63	\$148	\$233	\$402	\$741	\$912	\$974	\$1,249	\$1,591	\$897
	3	\$67	\$165	\$263	\$459	\$851	\$1,047	\$1,111	\$1,439	\$1,831	\$1,098
	4	\$57	\$166	\$276	\$494	\$931	\$1,151	\$1,202	\$1,587	\$2,026	\$1,225
	5	\$58	\$179	\$300	\$541	\$1,023	\$1,265	\$1,303	\$1,746	\$2,230	\$1,412

**Maximum rents when tenants pay for gas heat, cooking gas, and other electric:**

	<u>Number of Bedrooms</u>	<u>10%</u>	<u>15%</u>	<u>20%</u>	<u>30%</u>	<u>50%</u>	<u>60%</u>	<u>65%</u>	<u>80%</u>	<u>100%</u>	<u>HUD Fair Market Rent</u>
Elevator/High Rise & Garden/Walkup Apartments	0	\$49	\$115	\$181	\$313	\$577	\$709	\$755	\$972	\$1,237	\$698
	1	\$37	\$108	\$179	\$320	\$602	\$744	\$795	\$1,027	\$1,310	\$790
	2	\$45	\$130	\$215	\$384	\$723	\$894	\$956	\$1,231	\$1,573	\$879
	3	\$51	\$149	\$247	\$443	\$835	\$1,031	\$1,095	\$1,423	\$1,815	\$1,082
	4	\$42	\$151	\$261	\$479	\$916	\$1,136	\$1,187	\$1,572	\$2,011	\$1,210
	5	\$44	\$165	\$286	\$527	\$1,009	\$1,251	\$1,289	\$1,732	\$2,216	\$1,398
Semi-Detached/Row House/Duplex/Townhouse	0	\$44	\$110	\$176	\$308	\$572	\$704	\$750	\$967	\$1,232	\$693
	1	\$30	\$101	\$172	\$313	\$595	\$737	\$788	\$1,020	\$1,303	\$783
	2	\$37	\$122	\$207	\$376	\$715	\$886	\$948	\$1,223	\$1,565	\$871
	3	\$40	\$138	\$236	\$432	\$824	\$1,020	\$1,084	\$1,412	\$1,804	\$1,071
	4	\$30	\$139	\$249	\$467	\$904	\$1,124	\$1,175	\$1,560	\$1,999	\$1,198
	5	\$29	\$150	\$271	\$512	\$994	\$1,236	\$1,274	\$1,717	\$2,201	\$1,383

**CITY OF CHICAGO**  
**MAXIMUM AFFORDABLE MONTHLY RENTS 2009**

**Maximum rents when tenants pay for electric cooking and other electric (not heat):**

	<u>Number of Bedrooms</u>	<u>10%</u>	<u>15%</u>	<u>20%</u>	<u>30%</u>	<u>50%</u>	<u>60%</u>	<u>65%</u>	<u>80%</u>	<u>100%</u>	<u>HUD Fair Market Rent</u>
Elevator/High Rise & Garden/Walkup Apartments	0	\$98	\$164	\$230	\$362	\$626	\$758	\$804	\$1,021	\$1,286	\$747
	1	\$97	\$168	\$239	\$380	\$662	\$804	\$855	\$1,087	\$1,370	\$850
	2	\$116	\$201	\$286	\$455	\$794	\$965	\$1,027	\$1,302	\$1,644	\$950
	3	\$133	\$231	\$329	\$525	\$917	\$1,113	\$1,177	\$1,505	\$1,897	\$1,164
	4	\$141	\$250	\$360	\$578	\$1,015	\$1,235	\$1,286	\$1,671	\$2,110	\$1,309
	5	\$153	\$274	\$395	\$636	\$1,118	\$1,360	\$1,398	\$1,841	\$2,325	\$1,507
Semi-Detached/Row House/Duplex/Townhouse	0	\$98	\$164	\$230	\$362	\$626	\$758	\$804	\$1,021	\$1,286	\$747
	1	\$97	\$168	\$239	\$380	\$662	\$804	\$855	\$1,087	\$1,370	\$850
	2	\$116	\$201	\$286	\$455	\$794	\$965	\$1,027	\$1,302	\$1,644	\$950
	3	\$133	\$231	\$329	\$525	\$917	\$1,113	\$1,177	\$1,505	\$1,897	\$1,164
	4	\$141	\$250	\$360	\$578	\$1,015	\$1,235	\$1,286	\$1,671	\$2,110	\$1,309
	5	\$153	\$274	\$395	\$636	\$1,118	\$1,360	\$1,398	\$1,841	\$2,325	\$1,507

**Maximum rents when tenants pay only for other electric:**

	<u>Number of Bedrooms</u>	<u>10%</u>	<u>15%</u>	<u>20%</u>	<u>30%</u>	<u>50%</u>	<u>60%</u>	<u>65%</u>	<u>80%</u>	<u>100%</u>	<u>HUD Fair Market Rent</u>
Elevator/High Rise & Garden/Walkup Apartments	0	\$104	\$170	\$236	\$368	\$632	\$764	\$810	\$1,027	\$1,292	\$753
	1	\$106	\$177	\$248	\$389	\$671	\$813	\$864	\$1,096	\$1,379	\$859
	2	\$128	\$213	\$298	\$467	\$806	\$977	\$1,039	\$1,314	\$1,656	\$962
	3	\$147	\$245	\$343	\$539	\$931	\$1,127	\$1,191	\$1,519	\$1,911	\$1,178
	4	\$159	\$268	\$378	\$596	\$1,033	\$1,253	\$1,304	\$1,689	\$2,128	\$1,327
	5	\$174	\$295	\$416	\$657	\$1,139	\$1,381	\$1,419	\$1,862	\$2,346	\$1,528
Semi-Detached/Row House/Duplex/Townhouse	0	\$104	\$170	\$236	\$368	\$632	\$764	\$810	\$1,027	\$1,292	\$753
	1	\$106	\$177	\$248	\$389	\$671	\$813	\$864	\$1,096	\$1,379	\$859
	2	\$128	\$213	\$298	\$467	\$806	\$977	\$1,039	\$1,314	\$1,656	\$962
	3	\$147	\$245	\$343	\$539	\$931	\$1,127	\$1,191	\$1,519	\$1,911	\$1,178
	4	\$159	\$268	\$378	\$596	\$1,033	\$1,253	\$1,304	\$1,689	\$2,128	\$1,327
	5	\$174	\$295	\$416	\$657	\$1,139	\$1,381	\$1,419	\$1,862	\$2,346	\$1,528

**CITY OF CHICAGO**  
**MAXIMUM AFFORDABLE MONTHLY RENTS 2009**

		Utility allowances per CHA schedule for:					
		Number of Bedrooms	Cooking gas & other electric (not heat)	Electric heat, cooking gas & other electric	Gas heat, cooking gas & other electric	Electric cooking & other electric (not heat)	Other electric only (not cooking or heat)
Elevator/High Rise & Garden/Walkup Apartments	0	\$33	\$60	\$83	\$34	\$28	
	1	\$42	\$80	\$104	\$44	\$35	
	2	\$51	\$99	\$125	\$54	\$42	
	3	\$60	\$119	\$145	\$63	\$49	
	4	\$74	\$149	\$177	\$78	\$60	
	5	\$83	\$169	\$197	\$88	\$67	
Semi-Detached/Row House/Duplex/ Townhouse	0	\$33	\$64	\$88	\$34	\$28	
	1	\$42	\$86	\$111	\$44	\$35	
	2	\$51	\$107	\$133	\$54	\$42	
	3	\$60	\$129	\$156	\$63	\$49	
	4	\$74	\$162	\$189	\$78	\$60	
	5	\$83	\$183	\$212	\$88	\$67	

NOTE: Gross rent limits for 50% and 65% AMI and the Fair Market Rent are published by HUD. All other rent limits are calculated assuming 1.5 occupants per bedroom and 1 occupant for an apartment with no bedrooms.

\* For HOME-funded developments, rents are the "lesser of" the FMR for the unit size or 30% of the adjusted income of a family whose income equals 65% of the area median. This is known as the "High HOME Rent." In HOME-funded developments with 5 or more units, 20% of the HOME-assisted units must be occupied by very-low income families whose rents do not exceed 30% of the annual income of a family whose income equals 50% of the area median. This is known as the "Low HOME Rent."