



CITY OF CHICAGO

2013 BUDGET
DRAFT ACTION PLAN

MAYOR RAHM EMANUEL



GOVERNMENT FINANCE OFFICERS ASSOCIATION

*Distinguished
Budget Presentation
Award*

PRESENTED TO

City of Chicago

Illinois

For the Fiscal Year Beginning

January 1, 2012

Linda C. Danson *Jeffrey R. Egan*

President

Executive Director

The Government Finance Officers Association of the United States and Canada (GFOA) presented a Distinguished Budget Presentation Award to **City of Chicago, Illinois** for their Annual Budget beginning **January 01, 2012**. In order to receive this award, a governmental unit must publish a budget document that meets program criteria as a policy document, as an operations guide, as a financial plan, and as a communications device.

This award is valid for a period of one year only. We believe our current budget continues to conform to program requirements, and we are submitting it to GFOA to determine its eligibility for another award.

TABLE OF CONTENTS

Executive Summary	1
Overview	
A. Plan Goals	3
B. City of Chicago Profile	3
C. Institutional Coordination and Managing the Process	4
D. Citizen Participation in the Planning Process	4
E. Monitoring	6
F. Lead-Based Paint	6
2013 Program Priorities	
A. Serve the Full Range of Constituencies Among Low and Moderate Income Populations	9
B. Provide Decent, Affordable Housing	17
C. Expand Economic Opportunity	31
D. Provide Planning and Administration	33
E. Summary of Specific Annual Objectives	37
Strategic Plan	
A. Available Resources	51
B. Anti-Poverty Strategy	61
C. Lead-Based Paint Strategy	65
D. Fair Housing Plan	67
E. Institutional Structure and Coordination	71
F. Action Plan Strategy Table	75
Tenant Assistance and Relocation Policy	81
Monitoring	85
2013 Programs and Resource Allocations	93
Appendix	
Other Grant Funding Sources	97
Maps	101
Community Development 2013 Budget Recommendations	

EXECUTIVE SUMMARY

The 2013 Action Plan is the fourth annual phase implementing the 2010-2014 Consolidated Plan to address Chicago’s affordable housing and community development needs for the next fiscal year. The Consolidated Plan is developed through a strategic planning process established in 1994 by the U. S. Department of Housing and Urban Development (HUD) to foster stronger communities by better coordinating programs and resources among all levels of government, as well as between the public and private sectors.

Community Development needs with planned five year goals and annual goals were identified in Table 2B of the 2010–2014 Consolidated plan as follows: Code Enforcement 100,000/20,000, Clearance and Demolition 15,000/3,000, Board-Up 25,000/5,000, Handicapped Services 32,165/6,433, Legal Services (Code Enforcement), Legal Services (Clearance and Demolition), Family Violence Prevention 41,750/8,350, Youth Services 95,000/19,000, Employment/Training Services 7,500/1,500, Health Services including Family Violence Prevention 7,500/1,500, High Risk 225/45, Primary Care 14,000/2,800, Mental Health 8,000/3,525, Homeless 1,500/300 and Lead Poisoning Prevention 25,000/5,000, Fair Housing Activities 350/70, Housing Counseling 154,000/30,800, Emergency Food 75,000/15,000 and Human Services 8,560/1,712.

The City’s status in achieving national goals of decent housing, suitable living environments and expanded economic opportunities by serving the full range of constituencies for 2012 may be affected by the federal reduction in Community Development Block Grant funding.

The Consolidated Plan combines the planning and reporting requirements of four HUD entitlement programs: Community Development Block Grant (CDBG), Emergency Solutions Grant (ESG), Home Investment Partnership Grant (HOME), and Housing Opportunities for Persons with AIDS Grant (HOPWA).

The Consolidated Plan analyzes the needs of low- and moderate-income communities and presents a comprehensive strategy to address these needs. It contains the following elements:

- An assessment of housing and homeless needs.
- A housing market analysis.
- A statement of strategies.

- Priority needs and objectives (“Five-Year Strategy”).
- A one-year implementation plan (“Action Plan”).
- Various program certifications required under federal law.

The objectives and outcomes, and a proposed comprehensive annual budget for CDBG, HOME, ESG and HOPWA, are included in the plan.

The *2013 Action Plan* must be ratified by the Chicago City Council and submitted to HUD. The anticipated entitlement awards for fiscal year 2013 are as follows:

<u>Grant Name</u>	<u>Anticipated HUD Award</u>
CDBG	\$68,280,000
HOME	\$17,226,156
ESG	\$6,566,000
HOPWA	\$6,620,000

COMMUNITY DEVELOPMENT BLOCK GRANT

The anticipated entitlement grant of \$68,280,000 and \$13,311,000 in reallocated program and revenue funds is administered by the Office of Budget and Management. CDBG funds support the City of Chicago’s goal of reducing poverty through economic and community development, and providing services to those with special needs. The City supports a variety of services and programs with CDBG funds including:

- Housing development and resource initiatives.
- Youth development initiatives.
- Homeless prevention and intervention services.
- Customized job training and placement services.
- Independent living services for the elderly and people with disabilities.
- Economic development initiatives in distressed areas that attract and retain businesses.
- Health care services.

EXECUTIVE SUMMARY

HOME INVESTMENT PARTNERSHIP GRANT

The anticipated allocation (including the American Dream Down Payment Initiative) of \$17,226,156 administered by the Department of Housing and Economic Development will support:

- Purchase price assistance for qualifying first-time homebuyers.
- Loans for construction or rehab of affordable multi-family housing.
- Operating assistance grants to Community Housing Development Organizations (CHDOs).

EMERGENCY SOLUTIONS GRANT

The Homeless Emergency Assistance and Rapid Transition to Housing (HEARTH) Act signed into law in May of 2010 restructured the HUD Emergency Shelter Grant into the new Emergency Solutions Grant. The new ESG includes all of the provisions of the former Emergency Shelter Grant and has several provisions enacted through the Homeless Prevention and Rapid Re-housing Program (HPRP). HPRP provisions include coordination and consultation with local Continuums of Care, street outreach as an essential service, and housing relocation and stabilization services. The anticipated Emergency Solutions Grant award of \$6,566,000 will provide homeless prevention services, tenant-based rental assistance, housing relocation and stabilization services

HOUSING OPPORTUNITIES FOR PERSONS WITH AIDS GRANT

The anticipated allocation of \$6,620,000 administered by the Chicago Department of Public Health (DPH) will support the following program activities:

- Rental assistance for low-income and extremely low-income individuals disabled by HIV/AIDS to avoid homelessness during periods of illness or financial difficulties is accomplished through time-limited short-term rental subsidies and permanent supportive housing units.
- Community residence services that maintain bed capacity at community residential facilities for low-income individuals and low-income families who are homeless or in imminent danger of becoming homeless. This program provides both permanent and transitional

housing. Clients under this program develop personalized service plans and receive support services, including case management.

- Housing advocacy works to assist people to find safe, decent and affordable housing by identifying local housing resources, developing a comprehensive inventory of available housing units, and building relationships with landlords in the private market for referral of persons seeking housing. Legal services are also available to persons facing eviction or housing discrimination.

OTHER DEDICATED RESOURCES

While the City relies primarily on CDBG, HOME, ESG and HOPWA funds to carry out its activities under the 2013 Action Plan, it aggressively pursues other federal and state funds to further the initiatives. Private resources leverage limited public funds to the maximum extent wherever possible. Grant funding from other sources in the amount of \$472,810,985 is anticipated for FY 2013. [See "Other Grant Funding Sources" which reflects support of activities under the 2013 Action Plan.] Information about the City's direct contributions to economic and community development activities, for 2013 are available to the public for review.

CITIZEN PARTICIPATION

In order to ensure that citizen priorities and needs are addressed in the 2013 Action Plan, public hearings are held at two stages in the planning process. The first public hearing, held March 14, 2012, provided an opportunity for community groups, not-for-profit organizations and concerned citizens to explore programming ideas and priorities in the areas of housing, economic development, community improvements and public services.

After the 2013 Draft Action Plan is released October 10, 2012, a second hearing will be held on October 16, 2012. The second hearing provides the opportunity for the public to review and comment on the document, which includes 2013 budget recommendations, program priorities, and a summary of the City's goals and strategies for implementing programs covered in the Consolidated Plan. The 30-day comment period regarding the 2013 Draft Action Plan begins October 16, 2012 and ends November 15, 2012.

OVERVIEW

The 2013 Draft Action Plan is available on the City's website. Input received at the public hearing and comments received by November 15, 2012, where appropriate, will be incorporated into the final document.

A. PLAN GOALS

NATIONAL HUD GOALS

As required by HUD, the Consolidated Plan and Action Plan primarily benefit low- and moderate-income persons in accordance with the following three HUD goals:

1. **Provide a suitable living environment:** Improving the safety and livability of neighborhoods, increasing access to quality facilities and services, reducing the isolation of income groups within areas by broadening housing opportunity and revitalizing deteriorating neighborhoods, restoring and preserving natural and physical features of special value for historic, architectural, or aesthetic reasons, and conserving energy resources.
2. **Provide decent housing:** Assisting homeless persons in obtaining affordable housing, retaining affordable housing stock, increasing the availability of permanent housing that is affordable to low-income Americans without discrimination, and increasing supportive housing that includes structural features and services to enable persons with special needs to live in dignity.
3. **Expand economic opportunity:** Creating jobs accessible to low- and very low-income persons, providing access to credit for community development that promotes long-term economic and social viability, and empowering low-income persons in federally assisted and public housing to achieve self-sufficiency.

CITY OF CHICAGO GOALS

The City addresses HUD's national goals under the following four categories:

1. **Serve the full range of constituencies among the low- and moderate- income population:** Increasing the ability of youth to become self-suf-

ficient adults, serving homeless and marginalized individuals and families, preventing violence, providing food to low-income persons, and providing basic health care.

2. **Provide decent affordable housing:** Assisting homeless persons in obtaining affordable housing; retaining the affordable housing stock, increasing the availability of affordable permanent housing that is available to low-income citizens without discrimination, reducing the isolation of income groups within areas by expanding access to housing opportunity, increasing supportive housing that includes structural features and services to enable persons with special needs to live in dignity, and restoring and preserving natural and physical features of special value for historic, architectural, or aesthetic reasons and conserving energy.
3. **Expand economic opportunity:** Creating jobs accessible to low- and very low-income persons, providing access to credit for community development that promotes long-term economic and social viability, revitalizing deteriorating neighborhoods, increasing access to quality facilities and services, improving safety and livability of neighborhoods, and empowering low-income persons in federally assisted and public housing to achieve self-sufficiency.
4. **Provide effective planning and administration:** Tracking all costs related to the planning, administration, and delivery of community development programs such as: staff and related costs required for overall program and performance management, promotion of fair housing, coordination, monitoring, reporting, and evaluation to ensure that the City remains in compliance with national objectives as mandated by HUD.

B. CITY OF CHICAGO PROFILE

Chicago's population of 2,695,598 lives in 77 recognized community areas, covering 228 square miles. Politically, the City is divided into 50 wards, each of which is represented by an alderman who sits on the City Council.

OVERVIEW

Chicago’s population consists of the following racial categories: White, 31.7%, Black including African-American, 32.9%, Asian, 5.5%, Other races, 1.7%. Latinos constitute 28.9% of the City’s population.

Chicago’s population lives in 1,045,560 households, having a median income estimated at \$46,877. 2010 U. S. Census data reported the unemployment rate for Chicago residents at 11.7%. Twenty-one percent of Chicago’s residents live at or below the poverty line, but for families including children under 18 years of age this rises to 27%. HUD estimates that 58.8% of Chicagoans are of low- and moderate-income for CDBG purposes.

Of Chicago’s 77 community areas, 74 include at least one census block group with at least 51% low- and moderate- income population, the threshold for low- and moderate- income area benefit projects funded by CDBG. Fully 1,537 of 2,510 block groups meet the 51.0% threshold.

Approximately 809,033 housing units, 68% of the housing stock, are over 60 years old. This is a considerable resource of affordable housing, but due to age and deterioration a significant number are lost each year.

In addressing the goals of the CDBG, HOME, HOPWA and related programs, Chicago is guided by the following:

- Preservation of old, affordable units, including measures to maintain affordability, remediate lead paint, and provide temporary help to families facing eviction due to problems such as temporary inability to pay utility bills.
- Housing and health services to low- and moderate- income clients, which includes recent immigrants.
- Provide shelter to short-term homeless people, and transitional housing and supportive services to enable the long-term homeless to be sustainably housed.
- Support to businesses to employ and provide services to Chicago residents.

C. INSTITUTIONAL COORDINATION AND MANAGING THE PROCESS

CITY GOVERNING STRUCTURE

The City of Chicago government is divided into the executive and legislative branch. These are elected for four-year terms. The mayor is the chief executive while the City Council, elected from 50 wards, is the legislative body. Government priorities and activities are established by the annual appropriation ordinance, which must be approved by December 31st of each year. The City Council approves the Action Plan prior to HUD submittal. The mayor designates the City departments responsible for administering the various entitlement programs covered under the Plan.

COLLABORATION WITH PARTNERS

Providing the full range of needed services for moderate-, low-, and very low-income people requires increased cooperation among public, private, and community-based organizations and developers. The City must effectively leverage limited resources. Chicago works hard to forge an effective continuum of care strategy and partnerships needed to implement this with effective planning and administration. The City strives to strengthen its partnerships with all levels of government, the Chicago Housing Authority, Planning Council to End Homelessness, the not-for-profit service provider community, and the private sector in order to provide decent housing, a suitable living environment and expanded economic opportunities. Institutional structure and coordination is discussed in greater detail in Section II: Strategic Plan.

D. CITIZEN PARTICIPATION IN THE PLANNING PROCESS

ADVISORY COUNCIL AND OTHER PARTNERS

The City continues its efforts to reach lower-income and special-needs populations by working closely with advisory boards whose members are service providers, community leaders and other experts for each of the four

OVERVIEW

basic program areas covered by the Consolidated Plan. The City encourages citizen participation in the following ways:

1. **Consolidated Plan Steering Committee:** The Steering Committee includes senior staff from several City departments (Budget and Management, Housing and Economic Development, Family and Support Services, Public Health, Commission on Human Relations, and the Mayor's Office for People with Disabilities), a representative of the Chicago Housing Authority, and representatives from the following bodies:

- Community Development Advisory Committee (CDAC):

Appointed by the Mayor, the CDAC works directly with City staff on all major aspects of the CDBG program. The CDAC advises the City on the CDBG citizen participation process and the City's annual program submission to HUD, and promotes neighborhood participation in identifying needs and priorities. The committee's members represent a broad spectrum of community organizations in the fields of housing, economic development and social services. The CDAC is representative of low- and moderate-income populations and communities across Chicago.

- Affordable Housing Plan Advisory Committee:

In 2008, the advisory panel worked with the Department of Housing and Economic Development to define needs and strategies under the City's Five-Year Affordable Housing Plan for the years 2009-2013. The committee met to analyze Chicago's housing market and identify the key strategic issues underlying the city's affordable housing needs. Its membership reflects all sectors of the housing delivery system, including developers (profit and not-for-profit), lenders and other service providers.

- Planning Council to End Homelessness:

The Chicago Planning Council on Homelessness (Planning Council) is the public-private plan-

ning body that determines the priorities and processes for HUD McKinney-Vento funding and the application for the Illinois Homeless Prevention Fund program. The City of Chicago is actively involved with the Planning Council, and rotates the chairmanship with a provider and a homeless consumer representative. The Planning Council has designated the Chicago Alliance to End Homelessness as the official applicant for the annual HUD McKinney-Vento funding.

The Planning Council consists of representatives from local, state and federal government agencies, and from constituency groups organized by housing providers, social service agencies, consumers, advocacy organizations, housing developers, private funders, faith-based organizations and general membership.

- Chicago Area HIV Integrated Services Council:

Effective April 2012 The Chicago Area HIV Integrated Services Council (CAHISC) became the new HIV planning body after the formal dissolution of the existing Chicago Area HIV Services Council and the HIV Prevention Planning Group (HPPG). CAHISC was a result of the community's recommendation to have an integrated planning body that will address issues and allocate resources for HIV prevention, care and housing services. The jurisdictional, planning areas include: the City of Chicago and the nine collar counties of Cook, DeKalb, DuPage, Grundy, Kane, Kendall, Lake, McHenry and Will. CAHISC will work in partnership with DPH to make informed planning decisions for people living with HIV/AIDS, and those at-risk for acquiring HIV infection. Decisions will be based on information and resources from the HIV prevention and care programs, surveillance unit, as well as, the rich input from a network of community partners and delegate agencies. CAHISC will continue to ensure the integrity of the planning process while meeting the legislative requirements of the "The Ryan White HIV/AIDS Treatment Extension Act of

OVERVIEW

2009". The membership is comprised of no more than 47 members appointed by the Mayor of Chicago. Members will have staggered terms and 33% of the membership body must be consumers of Ryan White Part A Services with mandated seats of representation.

CAHISC will continue to utilize the adopted MOSAIC process for priority setting and resource allocations, which is inclusive of the full body.

Darlene Watkins, Assistant Director
Office of Budget and Management
City Hall, Room 604
121 N. LaSalle Street
Chicago, IL 60602
(312) 744-6670
TTY (312) 744-3619
Fax (312) 744-3618

Each of the City's advisory boards undertook specific outreach activities to include many individuals and organizations into the planning process.

- 2. Direct Citizen Input:** To foster direct resident input into the planning process, the City conducts two public hearings seeking comments and suggestions on the Action Plan. Hearings are held prior to and after release of the Draft Action Plan.

Mass mailings to invite participation at both public hearings went to several hundred community organizations, including the Community Development Advisory Committee (CDAC), the Affordable Housing Plan Advisory Committee, the Planning Council to End Homelessness Governing Board, and the HIV Integrated Services Council, as well as CHA Resident Local Advisory Councils, service providers, concerned citizens, and the approximately 40 local governments and other public agencies. At each public hearing, interpreters for the hearing-impaired and Spanish-speaking are present. All meeting sites are wheelchair-accessible.

The planning process is ongoing throughout the year. The City welcomes comments and suggestions on how to improve the process. Please send comments and suggestions to the attention of:

E. MONITORING

The City of Chicago has established standards and procedures to monitor the use of federal resources received directly from HUD. The following activities are described in greater detail in Section IV: Programmatic and Fiscal compliance, Single-Audit Monitoring, Monitoring of sub-recipients, Performance reports, Certificates of Consistency, tracking other community development related activities, Section 3, MBE/WBE, Affirmative Marketing for the HOME Program and ADA/Section 504 compliance.

F. LEAD-BASED PAINT

PROVIDING A HEALTHY LIVING ENVIRONMENT

The City provides a comprehensive continuum of services for evaluating and addressing lead hazards. Chicago's strategy draws on the expertise of multiple City departments under the lead of the Department of Public Health (DPH), including Department of Housing and Economic Development (HED), Office of Budget and Management (OBM), Department of Buildings (DOB), Department of Family and Support Services (DFSS), Procurement Services, and Department of Law (DOL). DPH prevents childhood lead poisoning by maximizing the amount of lead-safe housing units in the city. Services include case management, public education, environmental investigations, and qualified funding for lead abatement. The City also works closely with for-profit and not-for-profit developers to identify and remediate hazards in HUD-assisted housing.

2013 BUDGET
DRAFT ACTION PLAN

PROGRAM PRIORITIES

2013 PROGRAM PRIORITIES

During 2013, the City will address the broad spectrum of needs identified in the 2010–2014 Consolidated Plan and approved by HUD. In the 2013 Action Plan, the City’s policies and strategies are inclusive of both Chicago’s housing and non-housing community development needs. The activities, programs, and resources available to address these policies and strategies are described in charts within this document and the proposed project listing. Additionally, charts detailing the City’s progress to date on the outcomes include established HUD performance measures.

A. SERVE THE FULL RANGE OF CONSTITUENCIES AMONG LOW- AND MODERATE-INCOME POPULATIONS

The City of Chicago continues to make strides in serving the full range of constituencies among low- and moderate-income populations. The following section expands upon the City’s continuing efforts.

POPULATIONS WITH SPECIAL NEEDS

The City has identified seven target groups as populations with special needs and is committed to increasing housing options and supportive services for those populations. Services are offered specifically for Children and Youth, Homeless Persons, HIV/AIDS Affected Persons, Chicago Housing Authority (CHA) Residents, Elderly and Frail Elderly, People with Disabilities (mental, physical, developmental), and Survivors of Domestic Abuse and their children.

Youth

According to the 2010 U. S. Census 27 percent of children and youth in Chicago between the ages of 6 and 18 fall below the federal poverty level. Thousands more live on the edge of poverty. Research studies indicate that between the hours of 2 p.m. and 6 p.m., youth are exposed to at-risk behavior such as drug use, sexual activity and/or violence. To address this, Chicago Department of Family and Support Services (DFSS) uses Community Development Block Grant (CDBG) funding to provide a variety of programs for youth through a network of community-based delegate agencies who have expertise and experience in

serving young people from diverse backgrounds.

DFSS connects young people with programs and services that enrich their intellectual, social, and emotional growth and reduce the opportunities youth have to engage in harmful behaviors. DFSS’s Youth Services Division provides delegate agencies the resources and technical assistance needed to comprehensively address the needs of Chicago’s children and youth. CDBG funds support four youth program models: Out-of-School Time, Gang Intervention and Prevention, Mentoring and Counseling.

Out-of-School Time

Out-of-School Time programs provide structured, age-appropriate activities for youth in three age groups; 6 and 12, 13 and 15, and 16 and 18. These programs build on the social and emotional needs of youth in the areas including but not limited to self-confidence, membership, belonging, self-esteem, individual responsibility and awareness, autonomy, and sense of safety. Programming must be appropriate and distinct for the particular age group the program proposes to serve. Programs operate with an emphasis in one or more of the following sub-categories: arts and culture; sports, fitness, health, and nutrition; academic and vocational support and enrichment; science, computers and technology. All programs operate at a minimum of five days a week, three hours per day and have a minimum to youth ratio of one staff per 20 youth.

Out-of-School Time Programming also includes the Summer and School Breaks model which allows the agency to implement summer camp and/or programs during school breaks when young people are often most at risk. Programs must operate for a minimum of nine weeks, five days per week, six hours per day. Programs operate with a staff-to-youth ratio of at least one staff member per 20 youth.

Gang Intervention

The Gang Intervention and Prevention Program objectives are to 1) conduct outreach to youth

2013 PROGRAM PRIORITIES

between 13 and 18 years of age; 2) provide referrals and resources to youth and their families; 3) collaborate with the Gang Intervention Network; and 4) educate youth between the ages of 6 and 12 who are at risk of joining gangs. The program uses an intervention team approach to conduct outreach. Program participants must be involved in social intervention activities conducted by each agency delivering the program. All Gang Intervention and Prevention programs operate 52 weeks per year, five days a week including weekends and evening hours.

Mentoring

DFSS Mentoring Programs implement the use of an inter-generational approach to bond youth and adults for the provision and passing along knowledge and experience in an organized and structured way with the goal of providing a safe, secure and stable relationship between an adult and child. Trained mentors meet with mentees at least twice per week.

Counseling

Counseling Services promote positive changes in cognition, behavior and emotional health in youth and their families with the goal of enhancing positive coping skills in youth. Through counseling youth develop problem-solving techniques to resolve conflicts and issues that would otherwise become barriers to education, socialization, and / or family stability. All youth enrolled in this program receive a minimum of two hours of direct and two hours of indirect counseling services a week. DFSS's Counseling programs operate 52 weeks per year.

Homeless Persons

The City and its partners, through the Planning Council to End Homelessness, have made significant progress in Chicago's Plan to End Homelessness. The Plan, is a strategic map to end homelessness. It calls for a fundamental shift in the delivery of homeless services and includes specific initiatives for housing the chronically

homeless. The shift is a comprehensive move from a shelter-based to a housing-based system and the phasing out of existing programs that are inconsistent with the three main tenets of ending homelessness: (1) prevent homelessness whenever possible; (2) rapidly re-house people when homelessness cannot be prevented; and (3) provide wraparound services that promote housing stability. The theory behind Chicago's Plan is "housing first"—in other words, a person's service needs are best addressed once they are permanently housed.

To that end, the inventory of homeless resources has experienced an increase in interim and permanent housing, with a corresponding decrease in the number of temporary shelter beds. Throughout the system transition, the City will maintain its commitment to ensuring adequate bed capacity for those who experience homelessness.

HIV/AIDS Affected Persons

While the HIV/AIDS epidemic continues to grow, new treatments have allowed people with HIV/AIDS to live longer and in some cases, healthier. As a result, a full range of housing services are needed now more than ever, from congregate living sites with multiple psychosocial and social services onsite to only financial assistance to help individuals with HIV maintain their housing. In order to meet these needs, the City is doing the following:

- Ensuring ongoing access to rental assistance for existing recipients.
- Expanding the supply of multiple-bedroom rental units for all families, including women with HIV and their children.
- Supporting a continuum of supportive housing programs for persons who are dually or triply diagnosed with HIV, mental illness and/or substance abuse.
- Participating in community-wide strategies and forming partnerships with not-for-profit orga-

2013 PROGRAM PRIORITIES

nizations, community members and mainstream service systems to provide housing assistance and supportive services for persons living with HIV/AIDS.

- Working with and supporting housing advocates and case managers to assist eligible persons living with HIV/AIDS and their families to avoid homelessness by focusing on long-term housing strategies, as well as continuing to provide emergency housing assistance as needed.
- Strategizing with housing partner agencies to encourage landlords to apply for certification with the Low-Income Housing Trust Fund so that eligible low income persons living with HIV/AIDS may receive long-term rental subsidies funded through this State of Illinois program.

Chicago Housing Authority Residents

The Chicago Housing Authority provides its residents with decent, affordable housing through its public housing program—including traditional family, scattered site, mixed-income and senior designated housing portfolios - and the Housing Choice Voucher program. In addition, CHA works to connect residents to existing outside resources and offers a range of direct services to residents, including:

- Workforce development services and supports such as job readiness training and placement, adult basic education, career and technical education programs, transitional jobs and literacy programs, and Section 3 employment opportunities.
- Out-of-school time programs for children and youth, often in partnership with other public, private and not-for-profit organizations.
- Services for seniors, such as recreation, education and social programs, through Resident Service Coordinators in senior buildings and service providers in other housing types.
- Mental wellness services including clinical counseling (individual, group and family).

As part of its current strategic planning process,

CHA is re-examining its service model and begin to implement changes in 2013 to better target services to families.

Elderly and Frail Elderly

According to the American Community Survey (ACS) Chicago's over-60 population is expected to reach 480,000 by 2020. Currently, fifty-eight percent of elderly households have annual incomes under \$30,000. Senior citizens often have difficulty maintaining residence in their homes because of increasing costs, the need for home repairs, and/or changes in physical health. City assistance is designed to help seniors "age in place"—that is, remain in their communities and live as independently as possible.

In order to ensure that seniors remain active within their communities, the City oversees 13 satellite centers in various neighborhoods throughout Chicago. Two additional centers will be opened during 2012. Centers offer a variety of social, educational, and recreational activities for seniors and their informal caregivers. Each center is tailored to the needs and interests of the local community. All centers offer resources for caregivers, Life Enrichment Activities, Senior New Computer Learning Centers, Fitness Centers, Golden Diners, and more.

People with Disabilities

The 2012 American Community Survey shows that over 250,000 non-institutionalized people within the City of Chicago have a physical and/or mental disability, of which over 40,000 have physical disabilities or mobility impairments or are wheelchair users. The unemployment rate for this group has been estimated as high as 82%, and even higher for minorities with disabilities. Therefore, the housing options must be both accessible and affordable.

Because people with disabilities are subject to lower employment rates and earnings, they are at a disadvantage in attempting to locate and secure decent housing. Ninety percent of people with disabilities who contact Mayor's Office for People with Disabilities (MOPD) for housing assistance

2013 PROGRAM PRIORITIES

have incomes at or below 30% of the area median income level. Approximately 30% of the individuals who contact MOPD require accessible and affordable housing.

Part of the solution is more funding for programs that provide federal subsidies and make rent affordable for low-income people with disabilities. Another part of the solution is to implement programs which increase employment options for people with disabilities.

Home Mod

Administered by the MOPD, the Home Mod program enhances the independence of people with disabilities by modifying their dwelling units to make them accessible. Modifications can include, lifts, ramps, bathrooms or kitchens and the subsequent work associated with making them code compliant. Modifications to apartment units and single family homes through the Home Mod program increases Chicago's accessible housing stock which helps lessen the institutionalization of people with disabilities. In 2013, Home Mod will modify 29 dwelling units for accessibility; of those 15 will require lead remediation. The program will field 2,000 calls requesting information and referrals, as well as, home modifications and application requests.

The total Home Mod jobs completed are affected year to year by the cost of lead remediation (a federal mandate), the cost of building materials and any reductions or increases to the overall budget. Expenditure changes can affect the total jobs completed by one to six on average annually.

Accessible Housing Services will provide advocacy, information and referral services in regards to housing for people with disabilities. In 2013, 3,200 people will receive housing assistance. Approximately 1,700 referrals for Affordable and Accessible housing will be provided.

To address the needs of people with disabilities, the City offers mortgage assistance in the form of a second mortgage to qualified buyers. The program offers up to \$35,000 per unit as a

purchase price subsidy. Each borrower in the program completes a homebuyer counseling course and has a service plan with a community-based social service provider. Households below 50% of median income are targeted and those earning up to 80% of median income are eligible to participate.

As a result of the Olmstead ruling, the City needs to broaden its affordable and accessible housing efforts to address the needs of people with disabilities who will return to their communities upon discharge from institutions.

The Department of Housing and Economic Development (HED) has established rigorous accessibility standards in single- and multi-family construction and rehab, and it strives to incorporate universal design in all of its programs.

Independent Living Program

MOPD's Independent Living Program (ILP) provides support to people with disabilities so that they can become as independent as possible. The program is administered by the MOPD Disability Resource Division. The Division is staffed by the Information and Referral staff and staff that monitor the programs administered by its delegates. ILP service components include: information assistance, referral, advocacy, practical assistance, short-term counseling, case management, assistive technology personal assistance/homemaker and daily living skills training.

Disability Resources

The primary objectives are to assist people with disabilities make more effective use of resources available to them and make information available to the non-disabled community. The Disability Resources Unit provides advocacy services, practical assistance services, information assistance and independent living orientation sessions.

Independent Living for Disabled Persons

The Personal Assistance/Homemaker Program is administered by delegate agencies. The service

2013 PROGRAM PRIORITIES

allows qualified individuals with disabilities who live in the City of Chicago and under the age of 60 to receive in-home services. Daily Living Skills Training provides in-home individualized step-by-step training on performing housekeeping, meal preparation and personal care tasks. Case Management is provided to help clients deal with matters such as housing, finances, benefits, etc. In effort to help clients reach their goal of independence case management staff coordinates and monitors service providers to meet the needs of clients.

Survivors of Domestic Violence

The Chicago Department of Family and Support Services (DFSS) Division on Domestic Violence (DDV) Programs was established to reach out to those who are homeless or at risk of homelessness because of domestic violence. A domestic violence screening tool is used at DFSS Community Services Centers for all walk-in clients. Clients who self-identify as domestic violence survivors are then referred to the Center's Domestic Violence Advocate who provides a comprehensive assessment of the client's circumstances and referrals to appropriate services. The Advocates also assist in safety planning and provide counseling, case management and advocacy. These staff regularly conduct educational groups at homeless programs throughout the city to identify additional survivors in need of these services.

DDV coordinates Chicago's multi-layered response to domestic violence crisis. Community-based delegate agencies serve domestic violence survivors and their children in programs located throughout Chicago with the goals of strengthening clients' problem-solving capabilities and building self-sufficiency. CDBG funds are used to fund programs under the Family Violence Prevention Initiative.

DFSS Family Violence Prevention Initiative funds community-based delegate agencies to provide assistance and advocacy for persons who are survivors of domestic violence or abuse (physical, sexual, or emotional), including teenagers who have been victimized in an intimate relationship.

There are five model types under FVPI. Counseling and Case Management; Legal Advocacy and Case

Management; Legal Services; Economic Stabilization; and Supervised Child Visitation and Safe Exchange Centers for Survivors of Domestic Violence. All programs respond to survivors within 48 hours and take referrals from the City of Chicago's Domestic Violence Help Line.

Counseling and Case Management

Provides safety planning, individual and group counseling, explanation of individual rights under the Illinois Domestic Violence Act, and advocacy with multiple third parties on clients' behalf.

Legal Advocacy and Case Management

Provides safety planning and explanation of individual rights under the Illinois Domestic Violence Act, assistance with obtaining an Order of Protection, and legal advocacy, including intervention on client's behalf with representatives of the civil legal system or the criminal legal systems or law enforcement personnel.

Legal Services

Provides explanations of individual rights under the Illinois Domestic Violence Act and how to utilize the legal system to address domestic violence. They may assist clients to obtain Orders of Protection, in family law matters and intervene with law enforcement personnel on behalf of client. They provide legal counseling and representation in civil court family law matters.

Economic Stabilization

Provide financial literacy services, individual or group counseling to address barriers and obstacles to employment, and linkages to programs that increase job readiness.

Supervised Child Visitation and Safe Exchange Centers

Provide a safe, clean setting where trained staff members supervise court-mandated visits between a non-custodial parent and children and facilitate court mandated safe exchanges of children from custodial

2013 PROGRAM PRIORITIES

parent to non-custodial parent, monitoring compliance with approved time allotted for visit, and executing the safe exchange of children back to custodial parent.

Special Needs Populations

The need for affordable housing cuts across a wide range of the non-homeless population. Many of these populations (i.e., elderly, frail elderly, persons with disabilities, persons with HIV/AIDS and their families, public housing residents, seniors, survivors of domestic abuse) have specialized housing needs. The following section discusses how the city addresses priority housing and supportive service needs of person who are not homeless but who may or may not require supportive housing.

POPULATIONS WITH HEALTH NEEDS

DPH uses epidemiological data to allocate resources and programs to different Chicago communities. The overall goal is to deliver services that help community residents meet identified health care needs. The following programs are supported:

Health Programs

- Community Engaged Care

The Chicago Department of Public Health has contracted with Federally Qualified Health Centers (FQHC) to provide primary health care services at seven different neighborhood locations, including Uptown/Rogers Park, West Town, Lower West, South Lawndale, South Chicago, Roseland and Englewood. Federally Qualified Health Centers are community-based and patient-directed organizations that serve vulnerable populations with limited access to health care. They are located in medically underserved areas; governed by a board comprised of a majority of health center patients who represent the population served; provide comprehensive primary care services, as well as, supportive services (transportation, translation) that promote access to health care; and provide services to all with fees adjusted based on ability to pay.

- Primary Health Care for the Homeless

The goal of the Department of Public Health Primary Health Care for the Homeless is to provide primary health care, social services, case management, resources, and referrals to address the needs of the high-risk and homeless population. DPH will support the following services for an anticipated 365 participants:

- Recruitment, such as street outreach and case-finding.
- Primary Health Care.
- Intervention and preventive health services and education.
- Medical case management and follow-up.
- Counseling services and follow-up.
- Advocate on behalf of the participant for appropriate health care and social services.
- Written linkage agreements with agencies providing services not limited to substance abuse, mental health, and medical care.
- Documentation of health education sessions.

As a consequence of poor nutrition, exposure to violence and the elements, increased contact with communicable diseases, and the constant stress of residential instability, homeless people suffer from ill health at much higher rates than those who are adequately housed. Recovery from illness also is affected by homelessness. It is extremely difficult for individuals with chronic diseases such as diabetes, hypertension, tuberculosis, addictions and mental illness to manage these conditions. Furthermore, since the majority of homeless individuals do not have health insurance, access to appropriate health care is limited. They do not seek preventive care, and tend to be hospitalized for illnesses such as pneumonia or uncontrolled diabetes that could have been prevented or con-

2013 PROGRAM PRIORITIES

trolled with regular health care. Additional barriers to health care access include lack of transportation, inflexible clinic hours, and complicated eligibility requirements for public health insurance and mandatory co-payments for various services and families impacted by homelessness.

- High Risk Primary Health Care

Under the HIV prevention program, prevention services are needed by low-income persons with HIV or persons who engage in high risk behaviors. Currently there are 21,348 people living with HIV and AIDS in Chicago. Estimating that 21% of people infected with HIV are unaware of their status, there could be as many as 27,023 people living with HIV in the city. Because new HIV infection diagnoses remain relatively high and persons infected with HIV are living longer, the number of people living with HIV infection is increasing considerably each year. Chicago's HIV infection prevalence rate of 756.5 per 100,000 people is nearly three times greater than the national rate of 276.5 per 100,000 people.

DPH accepts applications annually for CDBG High Risk Health Care – HIV Prevention funds targeting High-Risk Youth and/or Homeless populations in the City of Chicago. The total funding available for HIV prevention services is \$450,000. Funds are available to support the mission of the STI/HIV Division, to respond to the HIV Prevention Planning Group's current HIV prevention priorities and to align with the National HIV/AIDS Strategy. These funds are used to respond to the epidemic, to implement proven public health strategies, to provide HIV Counseling, Testing, and Referral Services as well as Hepatitis integration activities.

DPH anticipates that 60,000 individuals will be served in 2013.

- Mental Health Clinics

Mental Health Clinics are located in low- and moderate- income communities throughout

the City and provide a safety net for mental health services in Chicago.

Mental health services will continue to be provided to up to 4,000 adults with severe mental illness on an outpatient basis. Services will include:

- Crisis Intervention.
- Therapy and counseling.
- Job and housing supports.
- Community support.
- Case management.
- Psychosocial rehabilitation.

- Childhood Lead Poisoning Prevention Program

The Childhood Lead Poisoning Prevention Program (CLPPP) of the DPH provides a continuum of services for evaluating and addressing lead hazards. These services include the following: Home Inspection and Enforcement of lead hazard violations through mitigation or court action, Public Health Nursing to evaluate the child's medical needs and to educate parents on reducing risk and providing proper nutrition, Screening and Surveillance, and Public Information and Education. Since 1996, lead poisoning rates have steadily decreased in Chicago. The CLPPP is partnering with other organizations including, Chicago Housing Authority, HED, DFSS, and Chicago Public Schools to expand its base of lead poisoning prevention activities and to assure compliance with the federal lead safe housing rules.

- Family Violence Prevention Initiative

DPH provides support to a number of community-based delegate agency programs that address the prevention of family violence, childhood exposure to family violence and child abuse through public education, parenting skills and family support services for adults and their families as

2013 PROGRAM PRIORITIES

well as some school-based prevention programming with middle school aged children at high risk for substance abuse and violence. Through this Initiative, DPH identifies community agencies that provide parenting support programs and/or substance abuse prevention programs and have the willingness and capacity to integrate Family Violence Prevention into their existing array of services. Agencies receiving Family Violence Initiative funding programmatically link family violence prevention with substance abuse prevention, early childhood education, parenting education and other supportive services. Parenting Skills and Substance Abuse Prevention Program activities include the following: screening/needs assessment of parent participants for factors related to child exposure to violence, child abuse and domestic violence (i.e., problem-solving capacity, knowledge of appropriate parenting skills, prior DCFS involvement), and training and skill development for parents (e.g. child development process, positive discipline child rearing techniques, promoting self-esteem in children, stress management, and the identification of nonviolent alternatives for expressing emotions and solving problems) and school based life skills programming for middle school aged children, at highest risk for future substance abuse and violence in relationships. DPH will support the following program activities for an anticipated 1,265 participants:

- Family support services.
- School based prevention programming.

Community-based parenting and/or substance abuse prevention programs are committed to incorporating family violence prevention, bullying and teen dating violence prevention and the prevention of childhood exposure to violence into existing programming are eligible for funding.

- Parenting Skills
 - Assessments and identification of participants' social support needs, and linkages to a wide range of preventive and social support services.

- Regular group meetings that provide support and feedback to participants.
- Child care provided during meetings.
- Parent/child interaction observations.
- Case management services.
- Domestic Violence screening as appropriate.
- Counseling to address the effects of children witnessing violence for those who are screened as having had this experience.
- Written linkage agreements with agencies providing abuse services.
- Family oriented prevention programming.
- Substance Abuse Prevention
 - Science-based substance abuse/family violence prevention programming.
 - Age appropriate substance abuse education.
 - Multi focused primary prevention strategies that include input from participants.
 - Participation in community coalitions and other collaborations organized to prevent substance abuse and family-violence.
 - Provision of opportunities for youth to participate in activities that promote resilience.

According to the Centers for Disease Control, the cost of intimate partner violence exceeds \$5.8 billion each year. In the case of domestic violence prevention, cost-effectiveness means that prevention programs costs society less than it would cost to deal with the resulting consequences of domestic violence were there no prevention program. <http://www.bvsde.paho.org/bvsacd/cd67/ViolencePrevention.pdf>.

2013 PROGRAM PRIORITIES

B. PROVIDE DECENT, AFFORDABLE HOUSING

In order to fulfill the goal of providing decent and affordable housing, the City has focused on the following areas:

CITYWIDE AFFORDABLE HOUSING NEEDS

The year 2013 will be the final one in the Department of Housing and Economic Development's current Five-Year Affordable Housing Plan 2009-2013. The accomplishments of the four previous Plans resulted in large part from the City's commitment to partnerships with housing organizations, developers, not-for-profit groups, lending institutions and other government agencies. Continuing this tradition of collaboration, HED in 2013 will designate an Advisory Panel to begin the process of developing the next Five-Year Plan for years 2014-2018. The Panel will analyze Chicago's housing market and identify the key issues that will determine the City's affordable housing goals and strategic priorities.

The housing market was stronger than it had been in decades, with a renaissance in neighborhoods, a booming central city, and a large and diverse economic base when the current Affordable Housing Five-Year Plan 2009-2013 was being developed. Currently, the City faces a number of new housing challenges that must be addressed in future years; we will need to learn from past successes, as well as, identify new and innovative approaches to protect and expand the City's affordable housing stock.

One such innovative strategy is the new Micro-Market Recovery Program (MMRP), designed to more effectively leverage resources from a variety of programs. This initiative was launched in 2011 to combat high foreclosure rates and stabilize property values in key, targeted neighborhoods throughout the city. Under the program, the City works to foster the reoccupation of foreclosed or vacant properties by coordinating multiple incentive programs, not-for-profit intermediaries and for-profit capital sources, and by providing financing to approved developers and end-users. In 2013, HED will expand this program into three new neighborhoods through additional CDBG funding for home purchase and repair assistance.

Home Purchase Assistance grants will be given to aspiring homeowners in one of the nine Chicago neighborhoods identified as Micro Market Recovery Program (MMRP) areas in order to help these families purchase homes for which they otherwise would struggle to provide the necessary down payment. The average grant size will be \$30,000, meaning that HED expects to help 20 families with the \$600,000 allocated from CDBG to this initiative.

Home Rehab Assistance grants will be given to existing homeowners in one of the nine Chicago neighborhoods identified as Micro Market Recovery Program (MMRP) areas in order to help these families upgrade their homes, including but not limited to repairs for roofs, heat and cooling systems, and façades. The average grant size will be \$15,000, meaning that HED expects to help 40 families with the \$600,000 allocated from CDBG to this initiative.

- Affordability

Although Chicago remains the third most affordable of the ten largest U.S. cities, housing costs are excessive for many households. Over 275,000 households (54.9% of all renter households) pay more than 30% of their income for rent, while 168,610 homeowners with mortgages pay more than 30% of their income for monthly owner costs. The affordability gap is particularly acute for households below 30% of Median Family Income (MFI), for whom the estimated number of available, affordable rental units is more than 58,000 less than the number of renter households.

The City targets the preponderance of its housing assistance activities at low-income families: for the 2009-2013 Five-Year Affordable Housing Plan, it is projected that 80% of all City-assisted units will be under 50% of MFI. Affordable rental housing has been particularly emphasized, with a projected 85% of all assisted rental units serving households under 50% of the MFI.

Among other resources, Chicago uses tax credits, tax-exempt bonds, federal funds, and Tax Increment Financing (TIF) districts to build multi-

2013 PROGRAM PRIORITIES

family rental housing: from 1999 through 2010, the City supported the preservation or creation of more than 70,000 rental units. New Homes for Chicago spurs new construction in redeveloping neighborhoods and provides purchase subsidies to households with moderate incomes. It has produced more than 1,600 homes since 1999. A newer program, the Chicago Partnership for Affordable Neighborhoods, between 2007-2009, created 57 affordable units in higher-cost neighborhoods through voluntary set-asides by developers and purchase subsidies to homebuyers.

To directly stimulate the production of additional affordable units, in 2007 the City revised the previously enacted Affordable Requirements Ordinance (ARO) requiring that 10% of units to be affordable if (1) the developer receives any type of City land, (2) any zoning changes allowed to increase project density or allow for additional residential uses, or (3) the development is a “planned development” except for developments outside of the downtown area that do not obtain residential density increases. Under ARO, at least 10% of the units are required to be affordable if the City provides land at a discount, and 20% of the units must be affordable if the City provides other forms of financial assistance.

- Aging Housing Stock

Chicago’s distinctive housing stock is a unique and precious asset. The 2010 Census data indicates that more than half of all units are more than 60 years old. Much of this older housing remains affordable to households of modest income. Each year, affordable units are lost to deterioration, abandonment, or conversion to condominiums. Because these units cannot be economically replaced with new construction of similar quality and size, preservation of the existing single family and multifamily stock is one of the City’s core affordable housing priorities. Ranging from single-family homes to large apartment buildings, these structures require ongoing investment to prevent decay and the threat of demolition. With most residen-

tial mechanical systems possessing 15-year life spans, many dwellings have experienced multiple updates, renovations, and repairs. Buildings renovated in the mid or late 1970s may be due for structural repairs or replacement of mechanical systems in the near future. For homeowners, landlords and renters alike, growing cost burdens mean fewer options for undertaking the improvements and enhancements that, often for relatively modest amounts of money, can preserve Chicago’s housing stock for the future.

Chicago has more than 325,000 single-family homes, representing nearly one-third of all units and the majority of buildings in many neighborhoods. Almost a third of these homes are bungalows, a defining structure in many Chicago neighborhoods. The historic bungalows have been in service for nearly one hundred years, and in many cases, need to be repaired, updated, or enlarged. City initiatives such as the Historic Chicago Bungalow Initiative, SARS (Small Accessible Repairs for Seniors) f/k/a H-RAIL (Home Repairs for Accessible and Independent Living) program and EHAP (Emergency Housing Assistance Program) have assisted thousands of elderly and low-income households to these much-needed repairs and upgrades.

The City’s large existing stock of affordable housing makes it both practical and economical to preserve housing for long-term affordability. Among the City’s preservation programs are: the Troubled Buildings Initiative, which acquires at-risk buildings and turns them over to new owners; the Historic Chicago Bungalow Initiative, which encourages investment in these classic homes that typify many Chicago neighborhoods; the TIF Neighborhood Improvement Program, which offers matching grants to homeowners in designated neighborhoods for exterior repairs and limited interior improvements; and the Neighborhood Stabilization Program, which enables the City to purchase, rehabilitate and demolish, when needed, vacant and foreclosed lender-owned properties in communities hard-hit by foreclosures.

2013 PROGRAM PRIORITIES

The City is utilizing energy efficiency and energy conservation as a key tool to preserving existing housing stock. Energy efficiency grants are provided to households receiving assistance through other home repair programs. Energy efficiency measures provide real savings to residents, easing the burden on home maintenance and upkeep.

- Limited Resources

Public funding for housing is limited at all levels of government. To maintain or expand production of affordable housing, existing programs must use funds efficiently and new funding sources must be found. HED advocates at the local, state, and federal levels for improvements in public policies to support affordable housing. In recent years, Chicago has been a leader in crafting regulations and legislation on predatory lending and in the restructuring of property tax assessments to lower the costs of providing affordable rental properties. At the federal level, HED regularly advocates to protect and increase existing levels of public funding. HED also participated in a nationwide effort to protect the Low-Income Housing Tax Credit program from legislation that would have significantly devalued it. At the state level, HED worked successfully for the passage of rental subsidy legislation. Since 2005, HED almost doubled its funding for the Low-Income Housing Trust Fund.

Currently HED has set forth an agenda to assist over 50,000 units with \$2.1 billion in resources from 2009-2013, and continues to identify additional resources to further expand our affordable housing goals.

EXPANDING HOUSING AFFORDABILITY IN SUPPORT OF HEALTHY COMMUNITIES

- Sustainable Home Ownership

Affordable housing is among the region's biggest challenges. While minorities entering the first time homebuyer market contribute to rising home ownership trends in Chicago, African-Americans continue to face barriers that deny

them access to credit and neighborhoods of choice. For Chicago's Latino population, these barriers are compounded in housing markets where they have been underserved by affordable housing providers and lenders, under-represented in subsidized housing programs, overburdened by housing costs, hampered by language and cultural obstacles, and faced with a shortage of housing suitable for larger families.

Opportunities exist to expand the growth in home ownership stimulated by minorities entering the first-time buyer market. Home ownership supports healthy communities. In Chicago, homeowners with a stake in the future of their neighborhoods have been instrumental in supporting community policing, demanding the removal of dangerous, abandoned buildings and lowering crime rates. Because these benefits enhance the quality of life for all Chicagoans, the City works actively on many fronts in support of sustainable, affordable home ownership.

- HED continues to reinforce and expand access to the housing market for potential home buyers who might not otherwise be able to enjoy the benefits of home ownership.
- HED stretches market-based opportunities to provide home ownership opportunities for households earning up to 120% of median income (\$90,120 for a family of four) in target areas critical to Chicago's community revitalization strategy, and where mixed income strategies depend on home ownership as an integral component of successful redevelopment or to balance market forces that threaten affordable home ownership. Federal funds will be directed to households with incomes below 80% of median income.
- HED ensures that all HUD-funded projects are in full compliance with the Lead Safe Paint Regulation to eliminate lead-based paint hazards to children's health and safety.
- HED also expands access to the housing market for low-income families with mobility-impaired or developmentally disabled members.

The Department utilizes both Community Develop-

2013 PROGRAM PRIORITIES

ment Block Grant and HOME funds for the following home ownership programs:

- Homebuyers Assistance: Provides purchase price and down payment assistance to income-eligible homebuyers.
- Neighborhood Lending Program (NLP): Provides loans and grants for eligible households to purchase homes and for current homeowners to improve or preserve their homes. Administered by Neighborhood Housing Services of Chicago.

SUSTAINABLE AND AFFORDABLE RENTAL HOUSING

Like many other metropolitan areas, Chicago faces what is perhaps the most severe challenge in the housing arena today: providing a sufficient amount of affordable rental housing. Despite a vibrant local economy and housing market, it has not been economically feasible to produce non-luxury rental units without public subsidy in Chicago. In the past several years, a vast majority of affordable rental units produced in Chicago have been with assistance from the City or other governmental agencies.

A number of factors combine to put affordable rental on the front burner for the City and our partners. Chicago lost more than 21,000 rental units since 2000.

The ongoing transformation of the CHA—which involves the demolition of approximately 20,000 existing units of public housing and the creation of new mixed income communities in partnership with the HED—will continue to be a key component of the City’s affordable rental housing efforts. People making the transition from welfare to work often require not only assistance in finding decent, affordable housing, but supportive services as well.

A growing problem since 2005 is the rise in utility costs, which is of particular significance for programs serving low-income clients through the City’s Low-Income Housing Trust Fund.

The combination of a shrinking supply of rental units and increasing cost-of-housing burdens for renters

is expected to continue in coming years. Rental housing sufficient to meet the needs of large families also remains a serious concern. Many people making the transition from welfare to work continue to carry excessive cost burdens. The gap between supply and demand for rental housing in Chicago widens as public housing units are lost and transitioning residents seek alternative housing. Other needs must be addressed if affordable rental housing programs are to have maximum impact: an end to discrimination based on race, ethnicity, disability or source of income; strengthened tenant organizations, education, and legal protection, and, enhancement of property management skills and capacity to deal with deferred maintenance problems.

To address these concerns, HED will:

- Continue to focus on the production of affordable rental housing for larger families through both rehabilitation programs and new construction, particularly for those under 50% of median income.
- Design and implement strategies to preserve rental properties supported by HUD-subsidized mortgages eligible for prepayment, expiring Section 8 contracts and tax credit financing.
- Serve as an active partner in planning and implementing the CHA’s redevelopment of public housing properties and the creation of mixed income communities.
- Emphasize tenant education and information components in its rental housing strategies.
- Continue the Rents Right program and work with partner Departments, including the Commission on Human Relations, in educating landlords and tenants about anti-discriminatory laws.

HED in 2013 will include the Troubled Building Initiative Condominium program under CDBG. The program was previously funded with CDBG-R which was appropriated under Title XII of the American Recovery and Reinvestment Act (ARRA). The program will assist 150 units (disposition of 90 units [6 buildings] and acquisition of 60 units [5 buildings] in 2013, using the CDBG-R program income budget of \$1,025,000. The program facilitates the

2013 PROGRAM PRIORITIES

acquisition and recovery of vacant and distressed condominium buildings identified via the Troubled Building Initiative Multi-family Program, and the conversion of those buildings into rental housing, which is transferred to developers for rehabilitation for low- and moderate-income families (household incomes at 80% AMI or below) under new ownership. The program is administered by Community Initiatives, Inc. (CII). In addition, the Department utilizes both Community Development Block Grant and HOME funds in management of multi-family loan portfolios and initiatives to reclaim hazardous or abandoned buildings:

- Multi-Family Loan Program Supports the construction or rehab of developments that will provide long-term affordable rental units.
- Developer Services: Allocates funds to developers to support rehab of multi-family buildings that will provide long-term affordable rental units.
- Construction Monitoring and Compliance: Monitoring of HUD-funded projects during and after construction to ensure compliance with all applicable federal requirements.
- Troubled Building Initiative (Multi-family): HED identifies problem buildings and works with designated receivers to manage deteriorating and troubled properties. Receivers manage properties on an interim basis, assesses the scope of work needed to preserve and stabilize buildings, and makes loans to new owners to finance acquisition and rehabilitation.
- Troubled Building Initiative (Single-family): HED works with Neighborhood Housing Services (NHS) and other developers and receivers to stabilize blighted 1-to 4-unit properties and provides grants and subsidies to developers and owner-occupants; the program also facilitates acquisition and transfer to owner-occupants and for rental.
- Heat Receiver Program: When buildings do not have functional heat and hot water, the City initiates a process to appoint a receiver

to make any necessary repairs and restore heat and hot water to tenants.

BUILDING PUBLIC AND PRIVATE CAPACITY TO SUSTAIN LONG-TERM STRATEGY

Local innovation, program efficiency and support of new affordable housing strategies responsive to local conditions all require substantial communication and collaboration among policymakers and service providers. Capacity-building must move forward in tandem with strategic program development. HED will:

- Continue to work with other City departments to identify new options for coordination and joint resource planning in support of affordable housing programs, as well as new opportunities to advance the affordable housing agenda region-wide.
- Upgrade its capacity for data-gathering and analysis on housing and real estate inventories, trends and program impacts, will streamline departmental procedural requirements for housing developers and service providers, and encourage other relevant City departments to make comparable improvements as necessary.
- Strengthen the capacity of housing-related not-for-profit organizations in support of the City's comprehensive housing strategies.
- Act as a catalyst for key housing policy stakeholders to raise their collective voices, both for favorable policy changes such as tax reform and for additional resources and support from the private sector as well as at the federal and state levels.

2013 PROGRAM PRIORITIES

LOW INCOME HOUSING NEEDS

ASSURING HOUSING AND SUPPORTIVE SERVICES FOR THE NEEDIEST

Many factors—including high rent levels, overcrowding, the loss of public housing units, a shortage of larger-sized rental units suitable for families and owners opting out of their subsidized housing contracts—point to the need for affordable housing. It is also critical that sufficient resources are made available to address the social service needs of Chicago's low income residents. Providing for very low-income families and individuals is both a housing and community stabilization issue.

- HED supports Single Room Occupancy (SRO) and family housing in Chicago by developing, rehabilitating, or arranging special financing for properties linked with supportive services in target areas where successful shelter-plus-support services and job-creation opportunities can be closely linked. If an individual requires housing services and not case management services, only housing services will be provided unless otherwise required by the funding source.
- HED develops partnership programs that increase subsidy assistance for individuals whose progress through the continuum of care promises a transition to permanent affordable housing in a reasonable period of time. If an individual requires housing services and not case management services, only housing services will be provided unless otherwise required by the funding source.
- HED focuses resources in support of housing needs for households earning under 30% of median income.
- The City supports the not-for-profit community, notably with the help of SHP funding, in the provision of supportive services for

those trying to move from homelessness or near homelessness to self-sufficiency.

- DFSS works with delegate agencies to provide prevention services for those at immediate risk of homelessness and to provide supportive services that focus on housing retention. DFSS also administers rental subsidy programs to permanently house homeless persons with disabilities.

PERMANENT SUPPORTIVE HOUSING

The strength of the permanent supportive housing delivery system (permanent housing with on-site supportive services) rests to a large extent with the pool of developers that specialize in this area. These mainly not-for-profit service providers in recent years have strengthened their capacity to provide both quality housing and necessary services. Many of these organizations have developed niches or specialties assisting the various sub-groups (i.e., substance abusers, mentally ill, survivors of domestic violence and HIV/AIDS) within the broader homeless population.

AFFORDABLE HOUSING IMPROVEMENT AND ENHANCEMENT

Because Chicago's distinctive housing stock is a unique and precious asset, effective preservation programs are highly time-sensitive. Deferred maintenance on these properties takes a worsening toll each year, adding further blight to distressed neighborhoods and raising the costs of future rehabilitation. For landlords, homeowners and renters alike, rising housing costs mean fewer options for improvements and enhancements that can sustain Chicago's housing stock for future generations, often for relatively modest amounts of money preserving affordable housing in neighborhoods undergoing gentrification is particularly critical.

To preserve and improve Chicago affordable housing stock, HED utilizes the following programs:

2013 PROGRAM PRIORITIES

- Emergency Housing Assistance Program (EHAP): Provides forgivable loans to owner-occupants of 1- to 4-unit residential buildings to repair dangerous, hazardous and life threatening conditions, focusing on roof, porch, and heating system repairs.
- Small Accessible Repairs for Seniors (SARS) f/k/a Home Repairs for Accessible and Independent Living (H-RAIL). The program provides safety, security and accessibility improvements to help seniors remain in their homes. This includes minor upgrades such as grab bars, lever faucets, window/door repairs, carbon monoxide/smoke detectors and wheelchair ramps. Applicants must be income-eligible and at least 60 years of age.
- Housing Services Technical Assistance: Supports the delivery by HED delegate agencies of the following services:
 - Educational workshops and technical assistance to homeowners and tenants.
 - Identification of problem buildings and coordination of efforts under Troubled Building Initiative.
 - Outreach for Neighborhood Stabilization Program outreach and Micro-Market Recovery Program.
 - Education on tenant's rights and responsibilities regarding code compliance, safety and remedies and situations regarding foreclosure.

HOUSING PRESERVATION THROUGH CODE ENFORCEMENT

The City of Chicago will allocate CDBG funds to code enforcement in low- and moderate- income areas of the City. The additional funding allows for an expanded approach that addresses residential and commercial buildings and housing conditions throughout low- and moderate- income areas. The objective is to foster suitable living environments for residents of low- and moderate- incomes. Broadening the scope of inspections and code enforcement activities to include all structures in those areas has increased results. Properties are inspected based on residents' requests or complaints. Inspections include both hazardous and abandoned buildings. Adherence to the Building Code is then enforced through Housing Court and the City's Administrative Hearing process.

The Departments of Buildings and Law work together to force the remediation of dangerous and noncompliant properties. This, in turn, impacts residents by curtailing neighborhood deterioration and preserving housing stock.

The Department of Buildings will continue to provide board-up services of vacant open buildings to secure the buildings from criminal activity, ensure the safety of local citizens and arrest decline of the property.

2013 PROGRAM PRIORITIES

	Annual Number Expected Units To Be Completed	Resources used during the period			
		CDBG	HOME	ESG	HOPWA
BENEFICIARY GOALS (Sec. 215 Only)					
Homeless households	2,486	■	□	■	■
Non-homeless households	1,792	■	■	■	■
Special needs households	613	■	□	□	□
Total Sec. 215 Beneficiaries*	4,891	■	■	■	■
RENTAL GOALS (Sec. 215 Only)					
Acquisition of existing units	150	■	□		□
Production of new units	450	□	■		□
Rehabilitation of existing units	230	□	■	■	□
Rental Assistance	2,938	■	□		■
Total Sec. 215 Affordable Rental	3,768	■	■	□	■
HOME OWNER GOALS (Sec. 215 Only)					
Acquisition of existing units	110	■	□		
Production of new units		□	□		
Rehabilitation of existing units	913	■	□		
Homebuyer Assistance	100	■	■		□
Total Sec. 215 Affordable Owner	1,123	■	■	□	□
COMBINED RENTAL AND OWNER GOALS (Sec. 215 Only)					
Acquisition of existing units	260	■	□		□
Production of new units	450	□	■		□
Rehabilitation of existing units	1,143	■	■	□	□
Rental Assistance	2,938	■	□		■
Homebuyer Assistance	100	■	■		□
Combined Total Sec. 215 Goals*	4,891	■	■	□	■
OVERALL HOUSING GOALS (Sec. 215 + Other Affordable Housing)					
Annual Rental Housing Goal	3,768	■	■	■	■
Annual Owner Housing Goal	1,123	■	■	□	■
Total Overall Housing Goal	4,891	□	□	□	□

2013 PROGRAM PRIORITIES

The Chicago Department of Family and Support Services (DFSS) is dedicated to enhancing the lives of Chicago residents, particularly those most in need, from birth through the senior years. DFSS works to promote the independence and wellbeing of individuals, support families and strengthen neighborhoods by providing direct assistance and administering resources to a network of community-based organizations, social service providers and institutions. DFSS uses Community Development Block Grant funding to support program priorities in Domestic Violence, Homeless Services, Human Services, Senior Services, Workforce Services and Youth Services.

WORKFORCE SERVICES

Chicago serves as the hub of a multi-county region where affordable housing, transportation and the availability of jobs present several coordination challenges. Nonetheless, the City and its surrounding suburbs have come to realize the extent to which the coordination of these factors is paramount to ensuring the success of local job seekers.

With the continuing economic downturn and the jobless rate in Chicago at nearly 10 percent, affordable housing is intricately tied to joblessness and poverty for low- and moderate-income households. Income remains the critical determinant of housing opportunity and affordability.

DFSS focuses its workforce services efforts on helping Chicago's displaced and disadvantaged job seekers obtain the skills that enable them to find and retain employment that pays a living wage. Workforce services has two programs focusing on training, supportive services and job retention: 1) Employment Preparation and Placement and 2) Customized Industry-Specific Training and Placement Services.

COMMUNITY WORKFORCE AFFILIATE

Employment Services

The Employment Preparation and Placement Initiative provides employment-related services tailored to the needs of underserved populations in high poverty communities. The target population

includes individuals who have multiple barriers to employment such as deficiencies in reading or math ability, and/or limited English proficiency. Also included are those with limited or no work history and those who present health, family or housing issues that may interfere with their ability to actively pursue employment. Services are coordinated with the existing network of One-Stop Centers and affiliated agencies that provide Workforce Investment Act (WIA) services.

Services offered through the Employment Preparation and Placement Initiative include, but are not limited to:

- Intake/Orientation: such as outreach, eligibility determination, orientation, initial assessment, referral linkages and labor market information.
- Comprehensive Assessment and Case Planning Services: such as academic testing, career interest and aptitude testing, individualized employment planning, career counseling, and referrals for additional services.
- Job Readiness Training: such as Internet access for employment services, interview and resume writing training, job club participation, and life skills workshops on topics such as financial literacy, ESL, and literacy instruction.
- Placement, Retention and Follow-up Services: such as job placement, job coaching, career counseling, enrollment into advanced services and other services as needed.

CUSTOMIZED INDUSTRY

Customized Training

In an effort to increase responsiveness to Chicago's businesses, DFSS provides customized industry specific training and placement services. This approach focuses on specific industries that offer employment opportunities at various skill levels and clear pathways to progressively higher skill and wage levels within the industry. DFSS has identified the following targeted industry sectors for this program:

2013 PROGRAM PRIORITIES

Hospitality (Tourism, Retail, and Restaurant); Health care; Transportation; Distribution and Logistics; and Information Technology.

Programs are customized and must include active participation and extensive collaboration from industry representatives in order to effectively address specific employer needs. The objective upon completion of training is placement in permanent employment or advanced training programs with an expected retention of employment/advancement of at least six months. Services include, but are not limited to:

- Intake Services: such as outreach, eligibility determination, orientation, initial assessment and labor market information.
- Comprehensive Assessment and Case Planning Services: such as academic testing, career interest and aptitude testing, individualized employment planning, career counseling and referral linkages.
- Customized Training Services: such as industry/occupation specific skills training through a customized curriculum designed with an identified employer or group of employers (this may also include a paid work experience or internship).
- Placement Services: such as implementation of a plan to address specific industry/occupation workforce needs, placing participants in jobs with employers and identification of other resources that would benefit businesses such as assistance in applying for tax credits.
- Retention Services: such as ongoing case management, follow-up activities to ensure retention and career advancement (i.e., participant development workshops, or job coaching), and provisions for support services, such as childcare, transportation, substance use disorder-counseling, and other services as needed.

DFSS expects that agencies receiving funding to deliver these services work in partnership with other WIA affiliated agencies if they are unable to meet employer needs. It is strongly encouraged that participating employers agree in advance to hire individuals upon successful completion of training.

SENIOR SERVICES

Intensive Case Advocacy and Support Assistance

DFSS Case Advocacy and Support team responds to over 1,300 calls annually. Their role is to assess and triage the senior and the situation. Following the team's visit, recommendations regarding additional steps needed to ensure the at risk, self-neglecting senior's safety are made. Often this results in referrals for services such as home delivered meals home care aide, case management, legal services, housing relocation, counseling or heavy duty chores.

Due to complex issues which created the original situation being at risk or considered self-neglecting, these seniors often refuse any assistance or services. Traditional service providers are not able to provide intense casework to address the multiple concerns and the client may be left in the same situation they were in prior to our involvement. DFSS designed a program of Intensive Case Advocacy and Support Assistance (ICAS) provided by local agencies. The agencies are given a referral, detailed history and information about the self-neglected, at risk senior as well as specific goals to be accomplished through their interventions. These goals include multiple visits to establish a relationship and develop trust and rapport, education about available programs and services that meet the senior's needs, encouragement to accept assistance and emotional support. ICAS attempts to bridge the gap between the service providers/case coordinators and the senior so that services may be put in place. Follow-up visits ensure that services remain in place, reducing recidivism.

ICAS agencies are to provide a menu of additional services to benefit the older adults, including translation services, cultural competency, knowledge of housing issues/home repairs/housing alternatives, court advocacy, money management, medication monitoring, mental health counseling, domestic violence counseling and transportation assistance. Clients are matched with the appropriate ICAS agency based on the menu of services and expertise that would best meet their needs.

2013 PROGRAM PRIORITIES

Home Delivered Meals

The Home Delivered Meals Program provides microwave ready frozen or hot meals to home bound seniors who are unable to prepare meals for themselves and who have no other means of acquiring nutritious meals.

HUMAN SERVICES

The City, through DFSS, provides Emergency Food Services to alleviate hunger among low-income people through two main programs: Emergency Food Boxes and Homeless Shelter Food Supply.

Emergency Food Boxes Program

DFSS distributes emergency food boxes to low-income individuals and families throughout the City of Chicago. Emergency food boxes are composed of non-perishable food items and are designed to last an individual or a family of four up to three days. Distribution is administered by DFSS' Emergency Services Team and takes place at six Community Service Centers and twenty outstations located throughout the City.

Homeless Shelter Food Supply

As part of its emergency food program, DFSS also administers supplemental food to shelters, providing fresh fruits and vegetables to homeless persons throughout the City. Approximately 54 shelters, serving 16,000 persons, participate.

HOMELESS SERVICES

DFSS funds various programs to serve homeless persons

Outreach and Engagement Programs

The Department of Family and Support Services utilizes CDBG funds for targeted outreach and engagement. These services include assessment of individuals, including youth, who do not typically access either shelter or other homeless services. Providers of this program model utilize the Vulnerability Index (a standardized tool for identifying and prioritizing the street homeless population for housing according to the fragility of their health) and to receive referrals through Chicago's Central Referral System (CRS)

for permanent supportive housing. CRS is a database of highly vulnerable individuals and families coming from the streets or shelters which serves as a central client referral source for housing providers. Outreach and Engagement programs assist vulnerable households in applying for resources through CRS by helping them respond to interviews and collect documentation needed to achieve permanent housing placement as fast as possible.

DFSS utilizes funds for targeted outreach and engagement. The program has three subcategories: 1) Mobile Outreach and Engagement which focuses on street-based outreach; 2) Daytime Supportive Service Centers which are drop-in centers where services include physical, psychological and housing needs assessments; and 3) Airport Outreach Engagement which is targeted outreach with homeless individuals identified at Chicago's airports and on mass transit systems.

Emergency Shelter and Interim Housing for Homeless Persons

In coordination with the Chicago Continuum of Care, DFSS is the primary funder of emergency and interim housing for homeless individuals and families in Chicago. Both types of temporary housing options focus on assessing the service needs of residents and either making appropriate referrals to other providers or offering supportive services at the residential program. Additionally, DFSS funds supportive services that move persons who are currently homeless toward housing stability and self-sufficiency. Following are activities that address the shelter and transitional housing needs of homeless households:

Overnight Shelter

Adult: This program model provides shelter to single men and women aged 18 and over on a nightly basis for up to twelve consecutive hours. Adult Overnight Shelter may be appropriate for persons who do not want to participate in case management or the more intensive services and goals associated with interim housing. However, Adult Overnight Shelter programs are expected to engage clients in accessing supportive services and to assess clients for rapid rehousing options.

Youth: This program model provides age-appropriate

2013 PROGRAM PRIORITIES

shelter to single male and female youth ages 18 to 25, on a nightly basis for up to twelve consecutive hours. Youth Overnight Shelter programs are also expected to engage clients in accessing supportive services and to assess clients for rapid re-housing options.

Interim Housing

Adopting the “housing first” model, Interim Housing focuses on rapidly re-housing those who are homeless while working to progressively reduce the amount of time people spend homeless. Permanent housing placements are emphasized and must be supplemented with services that focus on client stabilization, assessment, and referrals to community resources.

Community Based Case Management

This program model assists homeless individuals and families in accessing mainstream services and benefits in order to help them achieve housing stability. Community Based Case Management should expedite the movement of clients from homelessness to permanent housing, by moving clients toward self-sufficiency through linkages to health care, substance use services, education, financial literacy programs, housing assistance programs, and job training and placement. Services may be provided at shelter and interim housing facilities or day-time supportive service programs.

Specialized Services

Specialized Services are designed to address a client’s specific barriers to achieving housing stability that are not immediately addressed by existing community supports and are provided by experts in a particular field of knowledge. The program can be specialized to focus on a particular homeless population (e.g. the mentally ill, those with a substance use disorder, those who require specialized employment, etc.). Specialized Services funded by DFSS include Employment Programs, Substance Use Disorder and Mental Health Services.

Helping homeless persons (especially chronically homeless individuals and families, families with children, veterans and their families and unaccompanied youth) make the transition to permanent housing and independent living.

Building on successful coordination of homeless prevention resources with its Homeless Prevention Call Center (HPCC), Chicago has taken steps towards expanding coordinated access and improving access to permanent housing and independent living. DFSS-funded outreach, engagement and shelter providers utilize the Housing Options Survey Tool (HOST), a web-based tool that helps providers and consumers identify appropriate housing opportunities. In late 2011, HOST was enhanced to centralize the application process for Permanent Housing with Short-term Support programs. Under the oversight of the Chicago Planning Council on Homelessness, Chicago will implement a Central Referral System (CRS) for permanent supportive housing in 2013. Individuals and families will be assessed utilizing the Vulnerability Index and a Family Vulnerability index, ensuring that the most vulnerable households are prioritized for permanent housing units.

Reducing the amount of time people experience homelessness is a major priority for the City of Chicago and the Planning Council. The HEARTH Act restructured the HUD Emergency Shelter Grant into the new Emergency Solutions Grant (ESG), which includes all of the provisions of the former Emergency Shelter Grant and adds several provisions that were enacted through the Homeless Prevention and Rapid Re-housing Program (HPRP) which was part of the American Recovery and Reinvestment Act. HPRP provisions included coordination and consultation with local Continuums of Care, street outreach as an essential service, and housing relocation and stabilization services.

In 2012, the City of Chicago created an ESG Advisory Committee in partnership with the Chicago Alliance to End Homelessness in developing the City’s plan for ESG rapid re-housing and prevention priorities. This committee assisted the City in determining how to allocate ESG funds for eligible activities and developing the performance standards for activities funded under ESG by jointly reviewing an analysis of data regarding Chicago’s implementation of the Homelessness Prevention and Rapid Re-housing Program (HPRP) conducted by the Corporation for Supportive Housing. The City plans to issue a RFP in the 4th quarter

2013 PROGRAM PRIORITIES

of 2012 to identify partners to implement rapid re-housing activities.

In 2013, Chicago will implement rapid re-housing with ESG funds for tenant-based rental assistance, and housing relocation and stabilization services. The City will use its Emergency Solutions Grant funding to help support the Homeless Prevention Call Center (HPCC) that currently acts as a centralized eligibility and referral system for rental assistance. The support will enable the HPCC to be the primary point of entry that conducts initial evaluations and referrals to available prevention assistance from local, state, and federal resources. Tenant-based rental assistance will be used to help households who have already fallen into homelessness be re-housed as quickly as possible by providing a security deposit and/or short-term rent assistance until sufficient income or a permanent tenant-based subsidy is in place. And finally, housing relocation and stabilization services will include recruiting landlords, matching households with appropriate rental units and community areas, and inspecting rental units per HUD program standards.

Homeless Prevention and Rapid Re-Housing

To effectively end homelessness, the Plan calls for Chicago to significantly increase the amount of permanent housing stock and rapid re-housing assistance as well as to fund supportive services that promote housing stability. The City is employing three strategies to increase the amount of permanent housing available to people who are homeless:

- 1) Access private market units made affordable with subsidies.
- 2) Access private market units that are affordable to low-income renters.
- 3) Develop new units through construction and rehab.

The Chicago Low-Income Housing Trust Fund, the largest locally funded rental assistance program in the nation, has committed \$8.1 million annually in rental assistance to prevent homelessness for more than 1,300 families and individuals. Of that total, nearly 600 units are targeted towards long-term homeless individuals and families.

Plan 2.0 identifies strategies to create access to affordable housing units through development and subsidy options including:

- Working within to increase the priority and access to housing for those in need of supportive housing and targeting the right resources at the right time.
- Working with public and community partners to develop new affordable housing opportunities, including additional rent subsidies and preservation of affordable rental units.

The City of Chicago, through local funds in 2013, supports the Homelessness Prevention Call Center (HPCC) to conduct initial evaluations and referrals to available prevention assistance and delegate agencies to provide homeless prevention supportive services. The HPCC is Chicago's prevention infrastructure to assess and refer for public and private resources, including the City of Chicago's Rental Assistance Program, which provides short-term financial assistance to low-income individuals at risk of eviction and homelessness and which is funded through ESG and administered by DFSS's six Community Service Centers. The HPCC will be a primary point of entry for ESG homelessness prevention resources, and also will be a way that people seeking eligibility and referral for rapid rehousing assistance can complete initial evaluation. HPCC fields a high volume of calls each year, nearly 70,000. Each call receives a screening and evaluation for eligibility and all information is entered into the Homeless Management Information System (HMIS). HPCC makes electronic referrals through HMIS for continuous case management.

DFSS funds partner agencies to provide homeless prevention supportive services targeted to individuals or families that are at immediate risk of homelessness. Services may include, but are not limited to provision of financial assistance, provision of legal representation for tenants facing evictions, and provision of housing stabilization or relocation assistance.

2013 PROGRAM PRIORITIES

Permanent Supportive Housing Support Services

Finally, DFSS offers several programs for homeless individuals and families seeking a permanent and stable housing situation. Permanent supportive housing for individuals and families most often takes the form of rental subsidies for existing units. DFSS uses local funding sources to provide homeless services that include those funded by CDBG as well as others endorsed by the Plan to End Homelessness. Supported activities include:

These services are designed to help clients maintain residential stability in permanent supportive housing. Permanent Supportive Housing programs provide long-term subsidized housing for individuals and families who are homeless. Clients may have serious and persistent disabilities such as mental illness, substance use disorders, or HIV/AIDS, which often contribute to chronic homelessness.

The following service models are provided with funding from other funding sources:

Permanent Housing with Short-Term Supports

This program model targets households that need short to medium term assistance (up to 24 months) with housing and supportive services to move them towards a goal of assuming. Homeless individuals and families are housed in scattered housing, provided rental assistance and supportive services with the goal of assuming the lease at market rate after services transition out.

Shelter Plus Care

DFSS, in collaboration with local providers, also offers rental subsidies paired with a range of supportive services to disabled homeless individuals or families. Services include case management, employment assistance, and counseling and substance use services.

Safe Havens

This program is an open-stay, on-demand, and service-enriched housing program for persons with mental illness or dual disorders (mental illness and substance use disorder) who are difficult to engage in services. Safe Havens are safe, non-intrusive living environments in which skilled staff members work

to engage persons in housing and needed services. In Chicago, Safe Haven beds are considered permanent housing.

Age-Appropriate Stable Housing for Unaccompanied Youth

This program model is designed to serve homeless youth ages 18 through 25 that are not wards of the state. Services may be delivered in a shared living arrangement or in clustered apartments with on-site supportive services and community-based linkages and include 24-hour access to staff, age-appropriate services and crisis intervention. In addition, services will focus on attaining independent living skills.

Helping low-income individuals and families avoid becoming homeless, especially extremely low-income individuals and families who are:

(A) Being discharged from publicly funded institutions and systems of care. The Planning Council, in coordination with DFSS, emphasizes systems integration efforts that focus on appropriate discharge planning for special populations. The Discharge Planning Subcommittee of the Chicago Alliance to End Homeless is charged with addressing coordination between child-welfare, corrections, homeless providers and other relevant entities. In 2013, the Chicago Continuum of Care will engage in strategic planning on its approach to discharge planning. Additionally, the Chicago Department of Public Health convenes a task group on mental health, homelessness and criminal justice issues to improve systems coordination in these areas.

(B) Receiving assistance from public and private agencies that address housing, health, social services, employment, education, or youth needs. With a combination of CDBG, local and state resources, DFSS addresses a range of human services needs for low-income individuals and families in Chicago communities through coordinated homeless prevention resources and six DFSS Community Services Centers. These services contribute to homelessness prevention for low-income households.

2013 PROGRAM PRIORITIES

**PUBLIC AND ASSISTED HOUSING
(CHICAGO HOUSING AUTHORITY)**

The Chicago Housing Authority (CHA) is the third largest public housing agency in the country and is charged with providing affordable quality housing to eligible low-income households in the city of Chicago, using funds provided by the federal government and administered by the U. S. Department of Housing and Urban Development (HUD). CHA owns and is responsible for approximately 21,000 public housing units and additionally administers approximately 38,000 Housing Choice Vouchers (HCVs) that allow low-income families to rent in the private market. Since 2000, CHA has been undergoing the Plan for Transformation (the Plan), the largest and most ambitious redevelopment effort of public housing in the history of the United State. As part of the Plan, CHA is revitalizing its entire stock of public housing. CHA currently serves more than 17,000 households in public housing and approximately 38,000 HCV households who live in the private market.

Chicago Department of Administrative Hearings

Through an intergovernmental agreement with the Chicago Department of Administrative Hearings, Administrative Law Officers selected by the CHA and the Central Advisory Committee serve as independent hearing officers who adjudicate the CHA residents' grievances.

Chicago Department of Buildings (DOB)

DOB issues permits for the construction and rehabilitation of revitalization projects, and the CHA works closely with DOB to obtain the proper permits before construction begins.

Chicago Department of Housing and Economic Development (HED)

HED is an essential partner in the construction of affordable housing in the CHA's mixed-income communities under the Plan for Transformation. Together with developers and other financing partners, the relationship between HED and the CHA enables the creation of new housing opportunities on vacant, City-owned land. HED also partic-

ipates in working groups and awards low-income housing tax credits to affordable housing developers. Responsible for development and long-term planning activities, HED is a critical partner in the CHA's Plan for Transformation.

In addition to participating in the working groups that shape the plans for CHA's revitalized communities, HED plays a crucial role in attracting and sustaining retail and commercial development in these neighborhoods, thereby enhancing the long-term viability of communities where public housing residents live.

Chicago Department of Transportation (DOT)

DOT coordinates the construction of new streets, sewer lines, and other key pieces of infrastructure on and around CHA properties that are undergoing redevelopment and rehabilitation. These improvements enhance the viability of CHA properties by directly connecting public housing communities to the City's infrastructure.

**C. EXPAND ECONOMIC
OPPORTUNITY**

Chicago's economic development efforts have been effective in stimulating a variety of new construction and rehabilitation projects in commercial and industrial corridors throughout the city. In 2013, these efforts will continue to support the retention and creation of jobs that provide opportunities for residents while supporting the viability of local businesses.

Coordinated through the Department of Housing and Economic Development (HED), these efforts are implemented within the context of the city's "Plan for Economic Growth & Jobs," local neighborhood plans, and in cooperation with elected officials, residents, and City-funded delegate agencies. Their implementation is designed to maximize development tools and incentives, including Tax Increment Financing (TIF), New Markets Tax Credits, Cook County property tax incentives, land assembly assistance, and other resources.

2013 PROGRAM PRIORITIES

BUSINESS ATTRACTION AND RETENTION

In the West Loop, Hillshire Brands will relocate 500 employees from suburban Chicago to a renovated office building. In addition to re-purposing the long-vacant structure with employment-intensive uses, the project will support the West Loop's continued expansion for business-related purposes. Nearby, the new Gateway Plaza retail complex will support the area's mixed-use diversity with a new Mariano's Fresh Market and other stores that will support 200 new, full-time jobs. Another Mariano's Fresh Market will rise in Lincoln Square, where it will anchor the Ravenswood Station retail development that's projected to bring 200 permanent jobs to a former surface parking lot.

In West Town, Resurrection University's new nursing school will create 77 new teaching positions in an underutilized building on the St. Mary and Elizabeth Medical Center campus. Also in West Town, WaterSaver Faucet Co. will complete the expansion of its state-of-the-art manufacturing and distribution facility that will support 160 full-time employees.

Industrial expansion projects that provide well-paying, sustainable employment for skilled workers will remain at the forefront of the City's efforts to promote a diversified economy. 2013 will see the implementation of a new "Sustainable Industries" plan, which will provide a roadmap for City assistance for manufacturing and related projects that maximize the city's infrastructure, geography, and labor force.

In the Stockyards Industrial Corridor, the country's only African-American, women-owned chemical company will add 10 jobs to its 30-person workforce through the development of a new manufacturing facility while, across the street, a new "waste-to-energy" recycling facility will bring 50 permanent and temporary jobs to a long vacant site. Another industrial construction project in the South Deering community will redevelop vacant land for a truck repair and sales facility that will employ 28 people, and a North Center rehabilitation project will enable Vosges Chocolate to add 35 jobs to its 47-person staff.

JOB TRAINING AND CREATION

In addition to helping local companies expand, the City is focused on helping local workers prepare for the jobs of tomorrow. To meet that goal while supporting local commercial areas, a new workforce development initiative will expand the TIFWorks job training program into every TIF district in Chicago and increase the scope of training-related costs that are eligible for program assistance.

Active since 2002, TIFWorks provides funding for workforce training initiatives that help Chicago companies more effectively operate and compete in the marketplace. Training is conducted by qualified providers that help companies prepare for new equipment, expand product lines, achieve regulatory compliance, and perform other investments. As part of the new initiative, eligible trainings costs will include entrepreneurial skills training for business owners, and modest facility upgrades, such as refurbished storefronts for newly trained retailers.

TIFWorks will also continue to expand its role with companies that are creating new jobs for City residents, such as Federal Savings Bank, which is bringing 400 new positions to a West Loop lending center. TIFWorks will help finance the training costs of new hires through agreements that prioritize the hiring of local residents.

HED is committed to supporting projects and programs that help improve the lives of Chicago's residents while making our neighborhoods better places to live and raise a family. In West Pullman, the first phase of The Salvation Army's Ray and Joan Kroc Corps Community Center has been completed, replacing vacant industrial land with a \$52.5 million, 160,000 square foot community center. The project, to include classrooms, gymnasiums and swimming pools as well as extensive outdoor recreation areas, is expected to serve 2,500 residents each day and create 200 construction jobs and 184 permanent or seasonal jobs.

D. PROVIDE PLANNING AND ADMINISTRATION

With all of the great initiatives and programs the City of Chicago implements comes planning and adminis-

2013 PROGRAM PRIORITIES

trative costs. The City manages program and administration costs, which include the staff and related costs required for overall program management, coordination, monitoring, reporting, and evaluation to remain in compliance with the regulations.

Some of the City's planning and administrative costs include the following assignments:

- Preparing program budgets, schedules and amendments.
- Evaluating program results against stated objectives.
- Coordinating the resolution of audits and monitoring findings.
- Developing systems for assuring compliance with program requirements.
- Monitoring program activities for progress and compliance with program requirements.
- Preparing reports and other compliance documents related to the program submission to HUD.
- Developing interagency agreements and agreements with sub-recipients and contractors to carry out program activities.

FEDERAL STIMULUS FUNDS

HOUSING AND ECONOMIC RECOVERY ACT FUNDING

Following passage of the Housing and Economic Recovery Act (HERA) of 2008 to provide emergency assistance for redevelopment of abandoned and for closed residential properties, the City of Chicago received \$55.2 million in Neighborhood Stabilization Program funds. The grant program under Title III is referred to as the Neighborhood Stabilization Program (NSP). These funds are a FY2008 "special allocation" of Community Development Block Grant (CDBG) funds.

The formula devised by HUD to allocate funds was based on state and local shares of foreclosed and vacant homes, sub prime and delinquent mortgages.

The City of Chicago, which is a formula grantee, was required to submit an Action Plan "substantial amendment" to HUD explaining how the City intends to use the funds. The "substantial amendment" plan was approved by HUD. The City has allocated funds with the goal of stabilizing 2,000 to 2,500 housing units.

The neighborhood stabilization grant funds can be used to purchase foreclosed or abandoned properties and to rehabilitate, resell, or redevelop these properties and/or offer down payment and closing cost assistance to low- to moderate-income homebuyers in order to stabilize neighborhoods and stem the decline of property values of neighboring homes, establish land banks, and provide for the demolition of properties when necessary in order to address blight and community safety concerns.

The City of Chicago amended allocation of NSP1 funds in order to effectively stabilize neighborhoods. The amendment consists of five primary changes to allocation priorities at the project level that will support the strategies used to address foreclosed and abandoned properties in areas of greatest need.

- Due to current market conditions funding for Acquisition/Rehabilitation of properties for rental and home ownership is increased from \$35,187,500 to \$44,737,215.
- A less than anticipated number of properties will be land banked for future redevelopment opportunities. Accordingly, the allocation is reduced from \$4,500,000 to \$256,000.
- Due to the condition of some NSP properties and the need to stabilize blocks, demolition has become a necessary disposition strategy. The amount dedicated to the demolition of properties is \$2,021,000.
- The redevelopment of residential properties has become an increasingly important activity to stabilizing blocks rather than undertaking new construction. \$2,700,000 is allocated to the redevelopment of residential properties and funding of \$2,400,000 for new construction is eliminated.

2013 PROGRAM PRIORITIES

- It was anticipated that homebuyer financing and loan pools would be needed. While financial assistance for homebuyers is still expected, this will be met through a direct subsidy recorded as a non-performing second mortgage. This change eliminates the need for separate financing mechanisms.
- Planning and Administration remains unchanged at \$5,523,802.

NEIGHBORHOOD STABILIZATION PROGRAM 2 (NSP2)

The Neighborhood Stabilization Program was established for the purpose of stabilizing communities that have suffered from foreclosures and abandonment. NSP2 refers to the special funding authorized under (the Recovery Act) of 2009. HUD allocated \$1.93 BILLION IN GRANTS TO BE AWARDED TO STATES, LOCAL GOVERNMENTS AND NOT-FOR-PROFITS ON A COMPETITIVE BASIS.

To address the more than 20,000 foreclosures in Chicago, the City of Chicago was awarded \$98 million in NSP2 grant funds to target 36 census tracts in 11 community areas to rehabilitate 1,331 units and demolish 182 vacant, blighted units. Twenty-seven affordable units will be new construction. Eight hundred sixty-five units of the rehabilitated housing will be for home ownership and 441 units for rental use.

NSP2 is based on strategies each tailored to local conditions:

- Green for Growth (5 areas): these areas are characterized by high levels of vacancies and foreclosures, offer solid prospects for recovery and will bounce back quickly from the current crisis.
- Orange for Stability (5 areas): these areas are characterized by poverty, deteriorated buildings and long-term negative trends. The downward trend will be arrested and the areas stabilized.
- Yellow for Caution (1 area): there has already been significant public and private investment in affordable for-sale and rental housing, but there are hundreds of vacant lots and limited demand for rental and ownership housing. Investment will be targeted to the strongest blocks and blighted structures will be demolished to reduce their negative impact.

HED will manage a team to implement the program, and anticipates at least \$167 million in additional resources and matching investments to complete the project. They are:

- Mercy Portfolio Services is coordinating the program as the city's sub-grantee.
- CHA will contribute \$16 million and project-based vouchers towards the purchase or rental of up to 200 housing units.
- Not-for-profit and for-profit developers who are pre-qualified for NSP2.
- Community partners who are active on foreclosure issues, have organizational infrastructure and existing plans for neighborhood revitalization and/or affordable housing.
- Financial and acquisition partners including Community Investment Corporation, Neighborhood Housing Services, Local Initiatives Support Corporation, Chicago Community Land Trust and the National Community Stabilization Trust and Self-Help Ventures.

AMERICAN RECOVERY AND REINVESTMENT ACT FUNDING

Homelessness Prevention and Rapid Re-Housing Program (HPRP)

Congress designated \$1.5 billion under Title XII of ARRA for communities to provide financial assistance and services to either prevent individuals and families from becoming homeless or

2013 PROGRAM PRIORITIES

help those who are experiencing homelessness to be quickly re-housed and stabilized. In order to receive these funds, the City of Chicago submitted a “substantial amendment” to the 2008 Action Plan.

The City of Chicago was awarded \$34,356,259 for the Homelessness Prevention and Rapid Re-Housing Program (HPRP). HPRP funds were allocated according to the Emergency Shelter Grants (ESG).

The homelessness prevention and rapid re-housing grant funds were used for medium-term rental assistance, security and utility deposits, utility payments, moving cost assistance, housing search and placement, credit repair, legal services, mediation, data collection and evaluation.

COMMUNITY DEVELOPMENT BLOCK GRANT-R (CDBG-R)

In February 2009, Congress appropriated \$1 billion under Title XII of the American Recovery and Reinvestment Act (ARRA) to carry out the Community Development Block Grant Recovery (CDBG-R) program. The City of Chicago, an entitlement grantee, was required to submit a “substantial amendment” to the 2008 Action Plan in order to qualify for a \$22,459,047 CDBG-R grant allocation.

Consistent with ARRA requirements, the City of Chicago is utilizing CDBG-R funds for job creation and housing preservation initiatives. The City’s innovative programs for low- and moderate-income populations include:

- Building deconstruction and energy efficiency retrofits.
- Education and skills training to low-income populations.
- Greening vacant land in low-income communities.
- Preventing foreclosure by offering homeowners tools to remain in their homes.

- Mitigating the impact of foreclosure on neighborhoods.

The entire allocation of CDBG-R funds must be expended by September 30, 2012.

The Chicago City Council approved funding in 2009 as follows:

- \$4,959,047 for a Building Deconstruction Work Program.
- \$6,195,000 for a Green Jobs Work Experience and Job Training Program.
- \$1,960,000 for a Community Green Job Expansion Program.
- \$3,375,000 for a Neighborhood Clean-Up Program.
- \$1,500,000 for a Foreclosure Prevention and Homebuyer Counseling Program.
- \$1,400,000 for a Foreclosure Prevention Outreach Events Program.
- \$2,500,000 for a Troubled Buildings Initiative Distressed Condominium Program.
- \$1,700,000 for Planning and Administration.

2013 PROGRAM PRIORITIES

SUMMARY OF SPECIFIC ANNUAL OBJECTIVES

Availability/Accessibility of Decent Housing (DH-1)							
Specific Objective		Source of Funds	Year	Performance Indicators	Expected Number	Actual Number	Percent Completed
DH1.2	Maintain accessible decent housing and prevent homelessness by paying for repair of heating units	CDBG	2010	units	800	545	68%
			2011		800	756	94%
			2012		800		
			2013		600		
			2014		800		
			MULTI-YEAR GOAL			3,800	
DH1.2	Maintain decent housing and prevent homelessness by paying heating bills	CDBG	2010	people	TBD	TBD	TBD
			2011		TBD	TBD	TBD
			2012		0		
			2013		0		
			2014		0		
			MULTI-YEAR GOAL			TBD	
DH1.3	Provide assistance for emergency repairs and to correct hazardous conditions	CDBG	2010	units	800	787	98%
			2011		890	187	21%
			2012		890		
			2013		600		
			2014		800		
			MULTI-YEAR GOAL			3,980	

2013 PROGRAM PRIORITIES

SUMMARY OF SPECIFIC ANNUAL OBJECTIVES

Specific Objective		Source of Funds	Year	Performance Indicators	Expected Number	Actual Number	Percent Completed
DH1.4	Rehabilitation, health and safety repairs in housing occupied by low/mod income seniors	CDBG	2010	units	500	526	100%
			2011		525	549	100%
			2012		525		
			2013		548		
			2014		500		
			MULTI-YEAR GOAL			2,598	
DH1.5	Maintain owner occupied housing by providing direct assistance for home ownership, rehab and preservation	CDBG	2010	units	580	516	89%
			2011		325	142	44%
			2012		325		
			2013		320		
			2014		580		
			MULTI-YEAR GOAL			2,130	
DH1.6	Make accessibility modifications for low/moderate homeowners w. disabilities	CDBG	2010	units	29	26	90%
			2011		33	28	85%
			2012		33		
			2013		31		
			2014		29		
			MULTI-YEAR GOAL			155	
DH1.7	Provide housing counseling services to expand/preserve affordable housing	CDBG	2010	people	2,800	TBD	TBD
			2011		16,000	26,786	100%
			2012		18,000		
			2013		18,000		
			2014		2,800		
			MULTI-YEAR GOAL			57,600	

2013 PROGRAM PRIORITIES

SUMMARY OF SPECIFIC ANNUAL OBJECTIVES

Specific Objective		Source of Funds	Year	Performance Indicators	Expected Number	Actual Number	Percent Completed
DH1.8	Improve access to affordable rental and owner housing through fair housing adjudication	CDBG	2010	people	70	52	74%
			2011		70	73	100%
			2012		70		
			2013		70		
			2014		70		
			MULTI-YEAR GOAL				350
DH1.9	Financial assistance to income eligible home owner occupants to preserve their homes through rehab	CDBG	2010	units	0	TBD	TBD
			2011		0		
			2012		0		
			2013		40		
			2014		TBD		
			MULTI-YEAR GOAL				TBD
Affordability of Decent Housing (DH-2)							
DH2.1	Provide financing to developers to increase supply of affordable rental units	CDBG	2010	units	96	229	100%
			2011		96	667	100%
			2012		96		
			2013		TBD		
			2014		TBD		
			MULTI-YEAR GOAL				TBD
DH2.2	Promote sustainability of home ownership through prepurchase and foreclosure prevention counseling	CDBG	2010	people	24,000	24,082	100%
			2011		24,000	TBD	TBD
			2012		NA		
			2013		NA		
			2014		NA		
			MULTI-YEAR GOAL				48,000
DH2.3	Provide financial counseling to assist persons in qualifying for mortgages	CDBG	2010	people	4,000	9,595	100%
			2011		6,500	6,277	96%
			2012		6,500		
			2013		6,500		
			2014		4,000		
			MULTI-YEAR GOAL				27,500

2013 PROGRAM PRIORITIES

SUMMARY OF SPECIFIC ANNUAL OBJECTIVES

Sustainability of Decent Housing (DH-3)							
Specific Objective		Source of Funds	Year	Performance Indicators	Expected Number	Actual Number	Percent Completed
DH3.1	Abate lead hazards through screening, environmental testing, and education	CDBG, IDPH, CDC, HUD, City of Chicago	2010	people	5,000	101,041	100%
			2011		5,000	5,711	100%
			2012		5,000		
			2013		5,000		
			2014		5,000		
			MULTI-YEAR GOAL				25,000
Availability/Accessibility of Suitable Living Environment (SL-1)							
SL1.1	Eliminate blight and deterioration of property through inspection, code violation correction, board-up and demolition	CDBG	2010	units	5,000/3,000	627/553	12%/18%
			2011		5,000/3,000	852/450	17%/15%
			2012		1,200/800		
			2013		1,200/800		
			2014		5,000/3,000		
			MULTI-YEAR GOAL				17,400/10,600
SL1.2	Preserve affordable rental units through rehab of abandoned buildings	CDBG	2010	units	900	739	82%
			2011		900	1,289	100%
			2012		900		
			2013		900		
			2014		900		
			MULTI-YEAR GOAL				4,500
SL1.3	Retain affordable housing stock through rehab of single family units	CDBG	2010	units	150	86	57%
			2011		241	80	33%
			2012		110		
			2013		110		
			2014		150		
			MULTI-YEAR GOAL				761
SL1.4	Provide mental health services	CDBG, IDHS-MRO, Medicaid, Medicare, Self Pay, Insurance	2010	people	3,525	2,748	78%
			2011		3,525	2,418	69%
			2012		4,000		
			2013		4,000		
			2014		4,000		
			MULTI-YEAR GOAL				19,050

2013 PROGRAM PRIORITIES

SUMMARY OF SPECIFIC ANNUAL OBJECTIVES

Availability/Accessibility of Suitable Living Environment (SL-1)							
Specific Objective	Source of Funds	Year	Performance Indicators	Expected Number	Actual Number	Percent Completed	
SL1.5	Assist persons w. HIV/AIDS at risk of becoming homeless w. housing and housing services	CDBG	2010	people	45	41	91%
			2011		45	42	93%
			2012		45		
			2013		42		
			2014		45		
			MULTI-YEAR GOAL				222
SL1.5	Provide HIV/AIDS prevention services for high-risk populations including youth, elderly, Blacks and pregnant women	CDBG	2010	people	65,347	125,312	100%
			2011		70,883	130,358	100%
			2012		59,184		
			2013		60,000		
			2014		59,184		
			MULTI-YEAR GOAL				314,598
SL1.6	Provide primary health care to the homeless	CDBG	2010	people	300	321	100%
			2011		300	314	100%
			2012		600		
			2013		365		
			2014		600		
			MULTI-YEAR GOAL				2,165
SL1.7	Provide youth a suitable living environment by providing programs and services	CDBG	2010	people	19,000	20,789	100%
			2011		19,000	12,264	64%
			2012		17,800		
			2013		6,600		
			2014		19,000		
			MULTI-YEAR GOAL				81,400
SL1.8	Provide counseling, case management, court advocacy, legal services, economic stabilization and supervised child visitation/safe exchange services	CDBG	2010	people	8,350	9,172	100%
			2011		8,350	9,245	100%
			2012		5,275		
			2013		3,081		
			2014		8,350		
			MULTI-YEAR GOAL				33,406

2013 PROGRAM PRIORITIES

SUMMARY OF SPECIFIC ANNUAL OBJECTIVES

Specific Objective		Source of Funds	Year	Performance Indicators	Expected Number	Actual Number	Percent Completed
SL1.9	Provide emergency food boxes and infant formula to assist people in need	CDBG	2010	people	15,000	45,456	100%
			2011		15,000	43,077	100%
			2012		12,900		
			2013		12,900		
			2014		15,000		
MULTI-YEAR GOAL					70,800		
SL1.9	Provide food to homeless shelters	CDBG	2010	people	20,106	20,106	100%
			2011		TBD	12,723	100%
			2012		TBD		
			2013		16,000		
			2014		TBD		
MULTI-YEAR GOAL					TBD		
SL1.10	Provide emergency human services to unsheltered chronically homeless individuals	CDBG	2010	people	1,500	64,749	100%
			2011		1,500	11,842	100%
			2012		11,180		
			2013		1,835		
			2014		1,500		
MULTI-YEAR GOAL					17,515		
SL1.11	Provide emergency and transitional shelter services for the homeless	CDBG	2010	people	6,500	11,094	100%
			2011		6,500	9,089	100%
			2012		5,590		
			2013		4,336		
			2014		6,500		
MULTI-YEAR GOAL					29,426		
SL1.12	Provide in home advocacy and support to at-risk, neglected seniors	CDBG	2011	people	960	960	100%
			2012		9,218		
			2013		1,444		
			2014		TBD		
			MULTI-YEAR GOAL				

2013 PROGRAM PRIORITIES

SUMMARY OF SPECIFIC ANNUAL OBJECTIVES

Availability/Accessibility of Suitable Living Environment (SL-1)							
Specific Objective		Source of Funds	Year	Performance Indicators	Expected Number	Actual Number	Percent Completed
SL1.12	Provide meals to homebound elderly persons to help them maintain independent living	CDBG	2010	people	1,900	7,131	100%
			2011		1,900	1,331	70%
			2012		877		
			2013		1,001		
			2014		1,900		
			MULTI-YEAR GOAL				7,578
SL1.13	Assist people w. disabilities in identifying and obtaining available services	CDBG	2010	people	6,000	29,798	100%
			2011		26,000	20,200	78%
			2012		24,000		
			2013		24,000		
			2014		26,000		
			MULTI-YEAR GOAL				106,000
SL1.13	Provide supportive services for people w. disabilities to maintain independent living	CDBG	2010	people	404	535	100%
			2011		250	268	100%
			2012		250		
			2013		250		
			2014		404		
			MULTI-YEAR GOAL				1,558
SL1.16	Preserve vacant and troubled properties through acquisition and conversion to affordable rental housing	CDBG	2010	units	0	NA	TBD
			2011		0		
			2012		0		
			2013		150		
			2014		TBD		
			MULTI-YEAR GOAL				TBD
Affordability of Suitable Living Environment (SL-2)							
NA	NA	CDBG		NA	NA	NA	NA
MULTI-YEAR GOAL							

2013 PROGRAM PRIORITIES

SUMMARY OF SPECIFIC ANNUAL OBJECTIVES

Sustainability of Suitable Living Environment (SL-3)							
Specific Objective		Source of Funds	Year	Performance Indicators	Expected Number	Actual Number	Percent Completed
SL3.1	Arrest decline of affordable units in low/mod areas through code enforcement	CDBG	2010	units	20,000	30,464	100%
			2011		20,000	TBD	TBD
			2012		20,000		
			2013		20,000		
			2014		20,000		
			MULTI-YEAR GOAL				100,000
SL3.2	Preserve single family and multi-unit buildings through maintenance, management and security	CDBG	2010	units	20	20	100%
			2011		0		
			2012		0		
			2013		0		
			2014		0		
			MULTI-YEAR GOAL				20
SL3.3	Support housing preservation	CDBG	2010	units	NA	NA	NA
			2011				
			2012				
			2013				
			2014				
			MULTI-YEAR GOAL				
SL3.4	Prevent abuse and violence through prevention programs and education	CDBG	2010	units	1,500	1,679	100%
			2011		1,500	1,529	100%
			2012		1,480		
			2013		1,265		
			2014		1,500		
			MULTI-YEAR GOAL				7,245
SL3.5	Provide access to health care	CDBG, Medicaid, Medicare, Title X, Self Pay, Insurance	2010	people	2,800	6,531	100%
			2011		7,000	5,145	73%
			2012		2,800		
			2013		2,960		
			2014		2,800		
			MULTI-YEAR GOAL				18,360

2013 PROGRAM PRIORITIES

SUMMARY OF SPECIFIC ANNUAL OBJECTIVES

Availability/Accessibility of Economic Opportunity (EO-1)							
Specific Objective		Source of Funds	Year	Performance Indicators	Expected Number	Actual Number	Percent Completed
EO1.1	Provide grants to improve business exteriors to promote economic viability of the community	CDBG	2010	businesses assisted	30	19	63%
			2011		40	11	28%
			2012		0		
			2013		0		
			2014		0		
			MULTI-YEAR GOAL				70
EO1.2	Provide economic opportunity by offering job readiness services	CDBG	2010	people	560	0	0%
			2011		560	TBD	TBD
			2012		360		
			2013		303		
			2014		560		
			MULTI-YEAR GOAL				2,343
EO1.3	Improve economic opportunities for low-income persons through job training and placement	CDBG	2010	people	1,500	1,809	100%
			2011		1,500	1,832	100%
			2012		1,250		
			2013		1,250		
			2014		1,500		
			MULTI-YEAR GOAL				7,000

2013 PROGRAM PRIORITIES

SUMMARY OF SPECIFIC ANNUAL OBJECTIVES

Availability/Accessibility of Suitable Living Environment (SL-1)							
Specific Objective		Source of Funds	Year	Performance Indicators	Expected Number	Actual Number	Percent Completed
SL1.14	Provide emergency shelter services for the homeless	ESG	2010	people	12,000	12,917	100%
			2011		12,000	11,809	98%
			2012		10,320		
			2013		1,119		
			2014		2,400		
			MULTI-YEAR GOAL				
Affordability of Suitable Living Environment (SL-2)							
SL2.1	Prevent homelessness through emergency rent payment	ESG	2010	people	700	808	100%
			2011		700	615	88%
			2012		600		
			2013		410		
			2014		700		
			MULTI-YEAR GOAL				
Affordability of Decent Housing (DH-2)							
DH2.4	Assist persons w. HIV/AIDS retain affordable housing by funding housing needs and support programs	HOPWA	2010	people	1,300	1,487	100%
			2011		1,146	1,884	100%
			2012		1,487		
			2013		1,487		
			2014		1,146		
			MULTI-YEAR GOAL				
DH2.5	Provide financing to developers to increase supply of affordable rental housing through rehab and new construction	HOME	2010	units	TBD	TBD	TBD
			2011		TBD	TBD	TBD
			2012				
			2013				
			2014				
			MULTI-YEAR GOAL				
DH2.6	Increase affordable rental housing through rehab and new construction by providing low interest loans	HOME	2010	units	975	933	96%
			2011		975	463	47%
			2012		975		
			2013		680		
			2014		975		
			MULTI-YEAR GOAL				

2013 PROGRAM PRIORITIES

SUMMARY OF SPECIFIC ANNUAL OBJECTIVES

Affordability of Decent Housing (DH-2)							
Specific Objective		Source of Funds	Year	Performance Indicators	Expected Number	Actual Number	Percent Completed
DH2.7	Increase the number of homeowner households by providing direct home ownership assistance	HOME	2010	households	290	43	15%
			2011		290	14	4.8%
			2012		50		
			2013		20		
			2014		290		
MULTI-YEAR GOAL					940		
DH2.8	Increase the availability of affordable rental housing units for persons at or below 30% median income by providing assistance to developers	HOME	2010	units	779	779	100%
			2011		463	463	100%
			2012		TBD		
			2013		TBD		
			2014				
MULTI-YEAR GOAL					TBD		
DH2.9	Provide operating support to Community Development Housing Organizations	HOME	2010	units	17 orgs	17	100%
			2011		17 orgs	17	100%
			2012		17 orgs		
			2013		TBD		
			2014				
MULTI-YEAR GOAL					TBD		
DH2.10	Provide home purchase assistance to income eligible occupant buyers	CDBG	2010	households			TBD
			2011				
			2012				
			2013		20		
			2014		TBD		
MULTI-YEAR GOAL					TBD		
Planning/Administration (Other 4.1)							
4.1	Provide planning and administration services	CDBG ESG HOPWA HOME	2010				
			2011				
			2012				
			2013				
			2014				
MULTI-YEAR GOAL							

2013 BUDGET
DRAFT ACTION PLAN

STRATEGIC PLAN

STRATEGIC PLAN

In order for the City to address the needs which have been identified in the Five-Year Consolidated Plan for 2010–2014, the City updates its strategic plan for 2013 to continue to implement solutions. The resources, goals, strategies, and plans implemented in an effort to meet the City of Chicago’s needs are described in the following section.

A. AVAILABLE RESOURCES

FUNDING

While Chicago is relying primarily on CDBG, HOME, ESG, and HOPWA funds to carry out its community development activities under the Consolidated Plan, other federal and state funds are being aggressively pursued to further the City’s initiatives. In addition to HUD, the City currently receives funding from or through other major federal agencies such as Health and Human Services, Labor, Agriculture, and Education which support our housing and community development programs. The appendix details the various federal, state and public funds that support the activities under the Action Plan as well as other programs.

FUNDING ASSUMPTIONS

The annual appropriation of Community Development Block Grant funds among jurisdictions is based on an allocation formula. Some of the variables used in determining formula allocations are poverty and population, as well as, economic and market analysis done by HUD. The City anticipates its 2013 CDBG funding level will be reduced and will request funding at five percent below the 2012 allocation. 2013 funding is expected to be slightly higher for ESG. And, funding level with 2012 allocations for both HOME and HOPWA entitlement grants is anticipated.

FUNDING POLICY FOR INCREASED-DECREASED FUNDING

If funds are increased or decreased, the various departments will revisit their budgets and revise allocation of resources in conjunction with community stakeholders, based on both HUD’s national goals and the City’s goals and priorities in the Consolidated Plan.

Strategies and priorities that would drive programmatic decision making include:

- Program performance.
- Density of population served.
- Income levels of census tracts within program service area.

In making the above decisions, there are various activity and expenditure limitations on the various funding sources that will play a role in determining what is funded. The CDBG program has funding limitations on public services which fund a majority of the supportive services identified in the Plan. Other funding sources such as HOME and ESG have match requirements and limitations on expenditures for certain activities.

The Department of Housing and Economic Development

HED works to further the City’s goals for a stronger Chicago by developing, revitalizing and stabilizing neighborhoods.

The Department provides diverse housing opportunities through comprehensive community development strategies. Resources are drawn from a wide variety of sources, including City of Chicago cash and non-cash contributions, federal CDBG and HOME grant funds, tax credits, tax increment financing, private developers and lenders, and tax exempt bonding authority. HED is committed to securing \$100 million from other sources to address Chicago’s affordable housing needs.

Creating new affordable housing opportunities for low- and moderate-income families is the focal point of the 2009-2013 housing plan. Specifically, HED is committed to:

- Expanding the stock of affordable housing.
- Protecting Chicago’s existing affordable housing.
- Enhancing affordability to help residents stay in their homes.

STRATEGIC PLAN

- Pursuing policies and funding that support affordable housing.
- Committing the full range of resources to reach these program goals.

HED works actively to leverage additional resources for economic development in Chicago's neighborhoods. A key source of funding is Tax Increment Financing (TIF), which enables the City to self-finance a broad range of neighborhood development programs by capturing the additional tax revenues generated by the increased valuation of redeveloped properties. Through the TIF program, Chicago is now able to compete more successfully with other communities by offering targeted incentives to attract and retain business.

HED also offers a variety of low-cost financing programs for projects that result in substantial private investment and job creation.

The Department of Family and Support Services

In addition to CDBG, DFSS draws on multiple funding sources to support services for the residents of Chicago. Grant funding is further supplemented with City corporate dollars. This section provides examples of these additional funding sources as well as programs and activities that act in conjunction with CDBG-funded activities.

Community Services Block Grant

In addition to CDBG funding, human services activities are supported with federal Community Services Block Grant (CSBG) funding which is passed through the Illinois Department of Commerce and Economic Opportunity. Many human services activities are delivered through DFSS's Community Service Centers which often serve as the initial point of contact for clients in need of services. Through these Centers, clients are first assessed and then referred to the wide variety of available programs based on their specific needs and circumstances. CSBG funding is also used to provide Homeless Services related to interim housing. These services support the "housing first" model by helping households move into permanent housing options as quickly as possible while addressing their barriers to self-sufficiency in a safe, clean environment with access to basic needs such as daily meals and health care.

HUD Emergency Solutions Grant Program

The HUD Emergency Solutions Grant Program (ESG) supports DFSS's Homeless Services System and furthers the objectives of Chicago's Plan to End Homelessness. The City matches its ESG funding 100%, as required, through a combination of state funding (IDHS Emergency and Transitional Housing Grant) and local funding.

Emergency and Transitional Housing Grant Program

Emergency and Transitional Housing Program funds are federal funds which are passed through the Illinois Department of Human Services. These funds support case management and supportive services to help homeless individuals maintain permanent housing.

HUD Shelter Plus Care Grant Program

The Shelter Plus Care Program provides rental assistance for hard-to-serve homeless persons with disabilities in connection with supportive services funded from sources outside the program.

Shelter Plus Care is designed to provide housing and supportive services on a long-term basis for homeless persons with disabilities – primarily those with serious mental illness, chronic problems with alcohol and/or drugs, and HIV/AIDS or related diseases – and their families who are living in places not intended for human habitation (e.g., streets) or in emergency shelters. The program allows for a variety of housing choices, and a range of supportive services funded by other sources, in response to the needs of the hard-to-reach homeless population with disabilities. Services include rental assistance payments, substance use disorder and mental health services, and other services related to maintaining housing self-sufficiency.

Additional Resources for Survivors of Domestic Violence

DFSS coordinates Chicago's multi-layered response to the domestic violence crisis. In addition to CDBG, DFSS supports domestic violence services with funding from the US Department of Justice's Office of Violence Against Women, the Illinois Criminal Justice Information Authority's Victims of Crime Act: Services to Victims of Domestic Violence (VOCA) funding, and corporate dollars.

STRATEGIC PLAN

DFSS also coordinates the following programs and projects that support survivors of domestic violence and their children:

Domestic Violence Homeless Protocol

DFSS established the Domestic Violence Homeless protocol to reach out to those who are homeless or at risk of homelessness because of domestic violence. A domestic violence screening tool is used at all six DFSS Community Services Centers for all walk-in clients. Clients who self-identify as domestic violence victims are then referred to the Center's Domestic Violence Advocate who provides a comprehensive assessment of the client's circumstances and referrals to appropriate services. The advocates also assist in safety planning and provide counseling, case management and advocacy. Staff regularly conducts educational groups at homeless programs throughout the city to identify additional victims in need of these services.

Domestic Violence Help Line

The Help Line is a 24 hour, toll-free, confidential clearinghouse for domestic violence services and information, operating statewide. The Help Line is used by victims, concerned family members and friends, perpetrators of domestic violence, and helping professionals such as health care workers, faith leaders, police officers, and prosecutors. The Help Line receives approximately 30,000 calls each year. Calls are taken from across the state and Help Line professionals provide state-wide information to callers.

Domestic Violence Council

Chicago's Domestic Violence Coordinated Response Council (DVCRC) is a multi-disciplinary body with representatives from government agencies and not-for-profit service providers. It formulates domestic violence intervention and referral strategies while promoting coordination between city offices. The DVCRC also addresses critical policy issues and advocates for the state and federal funding necessary to effectively deliver domestic violence intervention and prevention services. The DVCRC meets quarterly.

Domestic Violence Public Awareness Campaigns

These campaigns advertise the Domestic Violence Help Line, encourage traditionally underserved vic-

tims of domestic violence to seek help, and urge concerned community residents to take a stand against domestic violence in Chicago.

Additional Resources for Seniors

Senior Services programs and services are supported through a variety of funding including federal funding under the Older Americans Act, Nutritional Services Incentive Program, and Veterans Affairs. Additional support is provided through State of Illinois general revenue funds, as well as, through private contributions and corporate sponsorships.

Additional Resources for Workforce Services

Through grants funded by HUD and the Department of Health and Human Services, DFSS's Workforce Services Division is able to leverage City of Chicago investments to deliver an expanded scope of services. Workforce development is no longer a single federal program but an expanding compilation of initiatives providing comprehensive services to Chicago residents. Workforce services contractors provide training, job placement, support services, case management, and access to a network of other citywide services for their participants. At the center of the system are the One Stop Centers, providing information resources, skill assessments, basic training services and access to a broader network of delegate agencies.

Youth

In addition to CDBG-funded Out-of-School programs, DFSS uses resources from the Illinois Department of Human Services to provide children ages 6-12 with safe, nurturing environments through its school-age program. Knowledgeable and experienced child development professionals organize comprehensive daily educational and recreational activities that include homework assistance, field trips, arts, and sports.

Youth Program Quality Initiative

The Youth Program Quality Initiative focuses on four areas of program implementation:

- 1) Safe Environment: Psychological and emotional safety is promoted.
- 2) Supportive Environment: Staff establishes a welcoming atmosphere.

STRATEGIC PLAN

- 3) Interaction: Youth have opportunities to develop a sense of belonging.
- 4) Engagement: Youth have opportunities to set goals and make plans.

DFSS will provide on-going training to support delegate agencies participating in the Youth Program Quality Initiative.

Employability Assessment:

In addition, selected delegate agencies will be required to complete Employability Assessments for all children and youth participants. The Employability Assessment is a tool to measure the skills young people need to be successful in college, careers and life. The tool is intended to help instructors communicate with their participants, allowing for feedback and goal setting. DFSS will provide on-going training to support delegate agencies' implementation of the Employability Assessment.

Throughout the year, 100% of children and youth attending the program must be assessed.

The Employability Assessment focuses on five domains:

- 1. Fundamental Skills: Appearance/Hygiene, Timeliness and Oratory/Speaking.
- 2. Work Ethic/Character Skills: Attitude, Accountability/Integrity, Self-Control and Ambition/Initiative.
- 3. Problem-Solving Skills: Supervision, Procedure/Rule Following, Problem-Solving Approach and Information Management.
- 4. Interpersonal Skills: Verbal Communication, Active Listening, Feedback and Teamwork (two people or more).
- 5. Computer Skills: Computer Literacy

DFSS also uses multiple funding streams as well as cross-agency and public-private partnerships to address youth's career development needs and promote anti-violence.

The Mayor's Office for People with Disabilities (MOPD)

MOPD relies heavily on Community Development Block Grant funds to support its goal of making Chicago the most accessible, inclusive and livable city for people with disabilities in the nation. The Department serves five major groups: people with disabilities, City departments and agencies, sister government agencies, disability related agencies and organizations, and the private sector. Other awarded grant funds allow MOPD to implement programs which will help ensure that people with disabilities receive opportunities to achieve their maximum level of independence. Those targeted programs and services are: AccessChicago, Accessibility Compliance, Accessible Housing, Deaf and Hard of Hearing Services, Employment Services for Adults and Youth, Public Policy, Disability Rights and Etiquette Training Services.

The Department of Public Health (DPH)

DPH supplements its CDBG-funded activities with federal and state grants and City of Chicago cash contributions. These funds are used to provide various public health related services including HIV prevention, health regulations, food protection, communicable disease control, TB control, immunization, substance abuse, lead poisoning prevention, violence prevention and child, adolescent, and adult health care services.

CDBG, HOME, HOPWA AND ESG GRANT PROGRAM REQUIREMENTS

Community Development Block Grant Program Requirements

Program Income

In developing the projection of estimated program income to be earned during the next program year, an analysis was prepared by departments that generate program income based on previous years' program income and projected repayments of outstanding loans. Based on this analysis, the City will receive an estimated \$2,799,500 in program income for the coming year. Since this is only an estimate, these funds will be placed

STRATEGIC PLAN

in a special reserve account that will only become available for project allocation after the funds have been received.

Statement of Objectives

The City certifies to HUD that 70% of all CDBG funds expended annually will be used for activities which are considered to benefit low- and moderate-income persons.

Funds will be spent according to the goals, priorities and strategies in this plan. The goals are:

- Provide decent affordable housing.
- Expand economic opportunity.
- Serve the full range of constituencies among the low- and moderate- income population.
- Provide planning and administration.

Geographic Distribution

Low- and moderate-income families and individuals reside in communities throughout the City of Chicago. Funds are geographically distributed throughout the City for community development and housing programs. Certain programs are only available in specified geographic areas. Targeted programs include the federally-designated Empowerment Zone and the Tax Increment Financing (TIF) program.

Under Illinois State Law, TIF districts are designated as either a “blighted” or “conservation” area. “Blighted” areas are those that have been deprived of investments for many years and have experienced a decrease in shopping, housing and employment options for neighborhood residents. “Conservation” areas are created to prevent the decline of major neighborhood centers, by working to retain existing businesses and housing, and attracting new ones.

All proposed eligible activities and projects are intended to primarily benefit populations that have special needs and citizens with low- and moderate-incomes. More than half of Chicago residents have low- and moderate-incomes. Assistance is directed to areas of the City in which 51% or more of households are at or below median income. Maps in the Appendix Section of this document show the census

tracts in which Community Development funds may be used for an activity, the benefits of which are available to all residents in a particular area, where at least 51% of the residents are low- and moderate-income persons according to the Census. Maps also show the areas of the City’s minority populations within the eligible census tracts.

The criteria for investing CDBG funds includes whether the activity is a funding priority, whether the activity is eligible, whether the activity meets one of the national goals, and whether the activity meets a national objective.

Economic Development

HED promotes neighborhood economic development by helping existing businesses grow while working to attract new business to the city. In addressing the numerous issues that address the viability and expansion goals of local businesses, HED administers numerous tools and incentives that foster private investment. Chief among them is Tax Increment Financing (TIF), which leverages private dollars for new business development projects while also funding public improvements that support education, public transit, cultural opportunities, recreation, historic preservation, and other neighborhood needs.

Among the costs that are supported through TIF are improvements to facilities in which people work and conduct business. The TIF-funded Small Business Improvement Fund (SBIF), for example, provides grants to tenants and property owners for new and repaired windows, doors, HVAC systems, masonry and roofs. Recent changes to program guidelines and its expansion to more areas of the city will ensure that more businesses will benefit from the funds that are allocated for SBIF projects within each district.

The residential equivalent of SBIF, known as TIF-NIP (Neighborhood Improvement Program), is being modified for 2013 to address the Mayor’s Innovation Delivery Team’s goal for the City to assist with energy efficiency upgrades in local homes. TIF-NIP grants in 2013 will include assistance for air sealing, roof insulation, and new heating equipment for eligible, income-qualified homeowners.

In refining TIFs role in specific neighborhoods, HED will coordinate the creation of a new district in the

STRATEGIC PLAN

Hyde Park community to support ongoing commercial growth, as well as the elimination of several TIF districts that do not meet state-mandated criteria for TIF's continued use. Additionally, HED will implement a new phase in its TIF transparency initiative by creating a new web portal that will provide expanded public access to TIF program data. The portal will be coordinated with ongoing improvements involving TIF district analysis, project underwriting, and program management.

Another HED development tool involves the New Markets Tax Credit program, which allocates federal funds for economic development and other projects in low-income communities. The program works through the Chicago Development Fund to provide income tax credits to financial institutions in exchange for investment in businesses or real estate projects in qualifying areas. Projects are located in areas experiencing economic distress and typically include industrial facilities, grocery-anchored retail developments within identified eligibility areas, and cultural and community facilities.

In supporting the City's industrial and commercial areas, HED is implementing planning strategies that will improve their function and purpose. Subsequent to a recent inventory of local business activities, plans are underway to add three new industrial corridors to the 24 designated corridors that exist citywide. Designated industrial corridors benefit from ongoing infrastructure investments and coordination with local delegate agencies that participate in the Local Industrial Retention Initiative (LIRI) program, which provides one-on-one service to industrial companies and keep HED up to date on local business issues.

The department's retail corridor initiatives will continue to provide strategies that foster the development of commercial nodes around major arterial streets and public transit stations. The strategies will be supported by infrastructure and site-appropriate transit-oriented investments that are coordinated with the cooperation of the Chicago Transit Authority and Chicago Department of Transportation. The investments will help to maximize the relationship between Chicago's commuter rail network and nearby business and residential areas by shepherding high-density, mixed-use development projects to within a block of local transit stations.

In addition to active business districts, HED is working to maximize the value and usefulness of neighborhood properties that are characterized by vacancies and ongoing private disinvestment. A new "Green Healthy Neighborhoods" plan to be implemented in 2013 will focus on strategies that leverage vacant land holdings for community-based urban agriculture, storm water management, cultural planning, and residential investment opportunities.

While many of HED economic development initiatives are focused on the future, the department also leverages the economic potential of the past through its historic preservation initiatives. The department's landmark designation program provides opportunities for property owners to realize tax breaks and other incentives that lower operating expenses. The properties, in turn, provide intangible quality of life and neighborhood identity components for communities across the city. More than a dozen properties are projected to be recommended for landmark status in 2013.

Affordable Housing Preservation and New Construction

HED assists both not-for-profit and for-profit developers in acquiring and rehabilitating existing residential buildings for affordable rental housing and community-based development organizations in creating new housing units through loans made with CDBG program income, or new CDBG funds, as available. Eligible development costs include private land acquisition and environmental remediation. These funds create opportunities for construction and permanent jobs and preservation of historic and architectural landmarks. Obviously, saving, rather than demolishing existing buildings supports the city's green agenda as well.

- Finance Program

Business loans are provided through banks to eligible Chicago industrial and commercial businesses that are expanding within the City limits and creating jobs for Chicago residents.

STRATEGIC PLAN

- CD Float Loan Program

The program objective is to provide short-term, low-interest financing to eligible Chicago businesses that create jobs for Chicago residents when expanding in or relocating to the City. The City can finance up to 100% of project costs for acquisition of fixed assets, renovation, and new construction for companies that create jobs. The program provides a two-year loan with an interest rate fixed at 40% of the prime rate. All CD Float Loans are secured by an irrevocable, direct pay Letter of Credit from an A-rated bank. Program income is not expected.

- Site Assistance Program for Business Expansion or Retention

The program objective is to support relocation and expansion of industrial firms in Chicago. HED project managers work with client companies to establish a set of basic site characteristics. Using this information, HED provides a list of available city-owned and or privately owned properties for the companies to pursue. The information about available sites is provided by local industrial councils, HED staff and industrial real estate brokers.

- Industrial Area Improvement Program

There are 24 designated Industrial Corridors in the City of Chicago. These are areas where the City is committed to continued industrial retention and development. HED supports the corridors with financial incentives, including TIF, to encourage investment and provide funding for infrastructure improvements; zoning protection including Planned Manufacturing Districts (PMD) designation; and services to individual businesses through the Local Industrial Retention Initiative (LIRI) program. LIRI agencies are local industrial councils that have contracts with HED to provide one-on-one service to industrial companies and keep HED up to date on issues affecting the entire corridor.

- The Chicago Low-Income Housing Trust Fund

The Chicago Low-Income Housing Trust Fund was created in 1989, oversees rental assistance programs that meet the permanent housing needs of Chicago's poorest residents by providing grants to building owners and developers who agree to reduce rents to accommodate very low-income residents.

- American Dream Down Payment Initiative/ Choose to Own

The American Dream Downpayment Initiative (ADDI), which was funded by HUD from 2004 to 2008, enabled the City to significantly broaden our existing homebuyer assistance activities and to expand the marketing of these programs to minority populations and public housing residents. Using ADDI dollars, HED partnered with the CHA to implement "Choose to Own" (CTO), an innovative program created by the CHA's Section 8 voucher program administrator. CTO places home ownership within the reach of CHA families participating in the Chicago Housing Choice Voucher Program. Through Choose to Own (now funded under HOME), eligible families can purchase a new or existing single-family home, townhouse, or condominium. The program works by enabling prospective homebuyers to apply their rent payment and housing subsidy to mortgage payments for a period of up to 15 years.

To ensure suitability for home ownership, CTO participants must: (1) enroll in the CHA's Family Self-Sufficiency Program; (2) successfully complete a pre-purchase counseling course; and (3) meet minimum income requirements. The City provides up to \$10,000 in HOME funds for down payment assistance to bridge the gap between the buyer's approved mortgage amount and the actual sales price. The down payment assistance is marketed to current voucher holders as well as other CHA families who can meet CTO eligibility requirements.

STRATEGIC PLAN

Like many cities across the country, Chicago's neighborhoods have been significantly affected by the national foreclosure crisis. Although the City and its partners have implemented a variety of foreclosure prevention and neighborhood stabilization initiatives, the continuing decline in local property values suggests that isolated redevelopment of individual properties has little or no effect on the state of local housing markets.

Given the challenges facing the national economy, there are limited federal and state resources available to confront the crisis in cities across the nation, and the effects are too widespread and unevenly distributed for available capital resources to have significant impact on a city-wide scale.

Mindful of these realities, the City of Chicago has launched the Micro-Market Recovery Program (MMRP), a coordinated effort among the City, not-for-profit intermediaries, and not-for-profit and for-profit capital sources to improve conditions, strengthen property values, and create environments supportive of private investment in targeted markets throughout the city. By focusing resources where they can have the greatest impact, MMRP maximizes the effectiveness of existing programs, including the Troubled Buildings Initiative, Neighborhood Stabilization Program, TIF-NIP, TIF Purchase/Rehab, Purchase Price Assistance and Neighborhood Lending Program.

Starting in 2011, the City selected nine local market areas in which to pilot the program. The John D. and Catherine T. MacArthur Foundation is expected to provide up to \$20 million through loan programs that should leverage additional private capital for a total of up to \$50 million.

HOME Program Requirements

The HOME program is designed to expand the supply of affordable housing for low-income and very low-income Americans by providing states and participating jurisdictions with tools they need to develop effective partnerships with the public, private and not-for-profit sectors. Funded under the Cranston-Gonzalez National Affordable Housing Act HOME is administered

for the City by HED. HOME funds are utilized in Chicago for purchase price assistance for qualifying first-time homebuyers, loans for construction or rehab of affordable multi-family housing, and operating assistance grants to Community Housing Development Organizations (CHDOs).

The primary source of the City of Chicago's HOME Match in 2013 will be cash contributions from non-federal sources. In addition, the City may use bond financing on certain HOME assisted projects.

The City's purchase price assistance initiatives are funded using HOME dollars. Purchase price assistance is provided to qualifying homebuyers through the following City programs:

New Homes for Chicago

The New Homes program was created in 1990 to provide affordable, single-family homes in communities traditionally bypassed for new development. Through New Homes, the HED provides City-owned land and purchase price subsidies to enable the construction of new homes and two-flats for sale to working families earning no more than 120% of the area median income. City subsidies of up to \$10,000 are available to single-family home buyers under 100% of AMI; buyers of two-flats under 120% of AMI can receive subsidies up to \$30,000. Buyers under 80% of AMI may be eligible for additional subsidies of up to \$30,000 utilizing HOME funds.

Chicago Partnership for Affordable Neighborhoods (CPAN)

CPAN was established to enable homebuyers to afford units in market-rate developments in regentrifying neighborhoods where the City does not own developable land. This partnership between the City and participating developers provides affordable units through a combination of developer write-downs and purchase price assistance to buyers.

Chicago's HOME-funded multi-family initiatives include:

STRATEGIC PLAN

- **Preservation Compact**
This new initiative by the MacArthur Foundation, the City, the Urban Land Institute and other public, private and not-for-profit organizations will pool money and expertise with the goal of preserving 75,000 affordable apartments in Chicago and Cook County by 2020. A key component of the plan is a Preservation Fund which will offer a suite of new financing tools to assist both preservation-minded buyers and existing rental property owners seeking to maintain affordability. The MacArthur Foundation has pledged \$10 million in seed money to the Preservation Fund, which will eventually swell to \$100 million with banking industry support.
- **Multi-Family Loan Program**
This program (described above) utilizes HOME dollars to develop residential properties of five or more units for low-income renters. For HOME-funded multi-family projects, affordability periods are based on level of subsidy, as follows:

<\$15,000	=5 years
\$15,000–\$40,000	=10 years
>\$40,000	=15 years

Emergency Solutions Grant Program Requirements

In support of the Plan to End Homelessness, DFSS funds homeless assistance programs through a combination of CDBG, CSBG, Emergency Solutions Grant, state and local funding. The pooling of these funds allows the City of Chicago to prioritize the tenets of the Plan in conjunction with McKinney Vento funding. DFSS selects agencies to receive HUD Emergency Solutions Grant funds and other pooled funding through a Request for Proposals process.

The funding of delegate agencies for 2013 was determined by a RFP process conducted in 2012. Proposals were reviewed within the context of the City’s system-wide needs and the resources and programs necessary to implement the Plan. Criteria that were used to review the proposals included population served, program implementation, scope and outcomes, ser-

vice coordination and integration, agency experience, capacity and staffing, Homeless Management Information System participation; and cost effectiveness. The City matches its ESG funding 100% as required through state funding (Illinois Department of Human Services Emergency Food and Shelter Grant) and local funding.

Housing Opportunities For Persons With AIDS Grant Program Requirements (HOPWA)

Under the HOPWA program, housing services needed by low-income persons with HIV/AIDS are supported through the provision of funds to agencies that provide effective strategies to prevent homelessness among persons living with HIV/AIDS and facilitate their access to a range of needed treatment and support services. The geographic areas covered via HOPWA funds include the City of Chicago, suburban Cook County and seven other suburban and rural counties.

Requests for Proposals (RFP) are issued within a three-year cycle. Eligibility for the RFP has restricted to not-for-profit, community-based organizations located within the above outlined geographic area that have experience in providing direct services for persons living with HIV/AIDS. Also, applicants must have at least one full year experience within the specific category to which the application responds. Panels of community members are convened to collectively review proposals and make funding recommendations. Each panel is racially, ethnically, and geographically diverse. All recommendations of the independent review panels are subject to review by the Division of STI/AIDS and final approval from the Commissioner of the DPH.

Basis for Allocating Investments Geographically for HOPWA

Studies have shown that homelessness is a risk factor for HIV and HIV is a risk factor for homelessness. The prevalence of HIV/AIDS is up to nine times higher among persons who are homeless or unstably housed compared with persons having stable and adequate housing. Studies have shown

STRATEGIC PLAN

60% of people living with HIV/AIDS experience homelessness or housing instability. The need for stable and affordable housing is more urgent after becoming infected. Improved housing stability improves access to appropriate medical care and treatment adherence which is linked to lower viral loads and reduced mortality.

HOPWA funds are administered by the Chicago Department of Public Health. The Division of STI/HIV utilizes HOPWA resources to support community residences, housing information services, advocacy services and rental assistance in the provision of its homeless assistance program throughout the Chicago Eligible Metropolitan Statistical Area (EMSA), which includes Cook, DeKalb, DuPage, Grundy, Kane, Kendall, Lake, McHenry, and Will counties.

According to the Illinois Department of Public Health (IDPH), there were 27,777 reported people living with HIV/AIDS in the EMSA as of November 2011. Approximately 78 percent of individuals with HIV/AIDS in the EMSA live in the City of Chicago, and 14 percent live in suburban Cook County. The majority of the remaining individuals live in DuPage and Will counties. Chicago's HIV infection prevalence rate of 756.5 per 100,000 people is nearly three times greater than the national rate of 276.5 per 100,000 people.

The basis for allocating investments geographically for HOPWA funding is need. The greatest needs exist where there are the highest number of documented HIV/AIDS cases, the City of Chicago and Cook County. Applicants responding to the HOPWA RFP issued in June 2009 were required to base their programs on the unmet need in their areas supported by appropriate data and how their program proposed to meet that need.

Affordable housing opportunities, both permanent and transitional, for persons living with HIV/AIDS and their families are limited in the EMSA. The Chicago Area AIDS Housing Plan 2008-2012 noted that a minimum 10 percent annual increase in HIV/AIDS housing over the five year

period may not be sufficient because of significant need. The greatest unmet need among The HIV/AIDS population is the availability of decent affordable housing and emergency assistance for payment towards rent, mortgage or utility costs. Limited and shrinking funding resources for HIV/AIDS are the primary obstacles to addressing this unmet growing need.

HIV Housing Services are provided to people living with HIV/AIDS (PLWHA) in the three service categories of Community Residence Operating Support, Rental Assistance and Housing Information Services. Eligibility requirements for receiving assistance are low-income status and documented HIV/AIDS status (confidentiality must be maintained). Eligible PLWHA from all over the Chicago EMSA can visit any service provider location to receive services. PLWHA live in community residence and rental sites located throughout the Chicago EMSA.

Community Residence Operating Support provides both permanent and transitional housing. The residential housing facilities include scattered sites, congregate living, or transitional housing. The housing units can be communal settings and congregate living facilities as a multi-unit residence designed for eligible persons; or community residences that consists of multiple apartments within the same building, building complex, or building proximity; or scattered sites/apartments housing individuals with HIV/AIDS and their families.

Rental Assistance consists of rental subsidies to avoid homelessness during periods of illness or financial difficulties. These two categories include: Long-term rental subsidy and Short-term rent, mortgage and utility payments.

Both Community Residence Operating Support and Rental Assistance programs are required by HUD/HOPWA to provide or make available support services to the clients. Supportive services include, but are not limited to: health care, mental health care, mental health assessment, permanent housing placement, drug and alcohol abuse treatment and counseling, day care, personal assistance,

STRATEGIC PLAN

nutritional services, inpatient care when required, and assistance in gaining access to local, state, and federal government benefits and services, except that health care services may only be provided to the adult living with HIV/AIDS or related diseases but not to family members.

Housing Information Services assists people in finding safe, decent, and affordable housing by identifying local housing resources. The services are provided by Housing Advocates that develop and maintain a comprehensive inventory of available housing units, and build relationships with landlords in the private market for referral of HIV positive individuals seeking housing. Legal services are also available to persons facing eviction, housing discrimination or assist in gaining access to federal government benefits.

B. ANTI-POVERTY STRATEGY

According to the U.S. Census Bureau's American Community Survey there were an estimated 596,975 persons living in Chicago at or below the poverty level during 2010. In order to assist low-income persons, the City of Chicago engages in a wide array of services designed to combat poverty and its detrimental effects upon families at the neighborhood level. The following are descriptions of services and programs that combat poverty throughout the City.

DFSS reaches the homeless, those at risk of becoming homeless, and other low-income clients through its Human Service Delivery system, which consists of Human Services Mobile Outreach, Homeless Outreach and Prevention, and Community Service Centers. This system also provides a platform for DFSS to refer residents to services that can meet their needs.

HUMAN SERVICES DELIVERY SYSTEM

DFSS has several approaches to addressing the needs of those at risk of homelessness and those in need of shelter. Apart from a system that transports those in need to shelter, DFSS has a specialized team that engages hard-to-house street homeless and counsels those households to seek housing and services. Public benefits referral and direct case management ser-

vices are provided at various locations. The programs offered serve as an entryway into the shelter system coupled with a wrap-around case management programs that assist at-risk and homeless households in becoming self-sufficient.

Homeless Outreach and Prevention

DFSS's Human Services Delivery System uses a Homeless Outreach and Prevention (HOP) team to reach the homeless living on the street and individuals who might not actively seek out services on their own. The HOP team conducts patrols around the city and in areas of known homeless encampments between the hours of 8 a.m. and 4 p.m. The program focuses on engaging and building relationships with homeless persons, with the goal of placing them into services including shelter and supportive housing.

Human Services Mobile Outreach

Calls to the City's non-emergency 311 system are referred electronically 24 hours a day, seven days a week to DFSS' Human Services Mobile Outreach program. As crisis cases are processed, mobile outreach teams are dispatched to provide crisis intervention, transport clients to shelters, re-locate clients between shelters, or locate alternative placements for hard-to-place clients. Limited overnight transportation services are provided to individuals and families engaged in the shelter placement process. The City of Chicago contracted out the Human Services Mobile Outreach program in 2012.

Community Service Centers

Direct services are offered through DFSS Community Service Centers where case management, counseling for victims of domestic violence, emergency food, transportation, and emergency rental and utility assistance are provided. Referrals are also available for housing, employment, education, child care, and health services. The Community Service Centers also serve as Warming and Cooling Centers during periods of extreme weather conditions. At the Centers, DFSS staff works with clients to address their needs (immediate, short-term, and long-term) to achieve self-sufficiency.

STRATEGIC PLAN

Direct services and programs, including benefits eligibility screening, are co-located at all six centers. Workforce services are co-located at the Garfield, King and North Area Community Service Centers. The North Area center also houses a Veterans Employment Assistance Center that helps veterans access a variety of benefits programs.

DFSS promotes a three-tiered service model approach whereby clients who enter a Community Service Center are served through one of three approaches: 1) Intervention and Stabilization for immediate, emergency, or short-term needs; 2) Case Work for intermediate-term needs and goals; or 3) Case Management for long-term needs and goals.

- Client Intervention and Stabilization addresses the immediate and/or emergency needs of clients, such as primary needs for safety, food, shelter, and clothing. Clients may include, but are not limited to persons affected by fires, evictions, domestic violence and other crisis situations that affect their ability to meet their present needs. This service category is primarily for individual service requests that can be met during the initial client contact. Clients with a higher level of need are referred to either case work or case management.
- Case Work focuses on intermediate-term needs and goals that require follow up and can be met in six months or less. Case work services are meant to help individuals and families maintain their primary needs. An assessment of the client's employment, education, clinical and supportive service needs is conducted and either an individual or family action plan is developed. Clients are seen on a regular basis and their progress toward achieving the goals outlined in their action plan is tracked. Once clients meet their goals, they exit case work. Clients with longer term needs are referred to case management.
- Case Management addresses clients' long-term needs and goals and is designed to address complex cases which require longer-term intervention and follow-up. As in the other two approaches, the primary goal is to assist the client in achieving housing stability. The service is provided, but not limited to clients enrolled in Shelter Plus Care

and other permanent housing programs and/or clients with chronic and long-term needs. As with clients enrolled in case work, case management clients receive an assessment and an action plan is developed based on their practical needs.

Homeless Services

The City and its partners, through the Chicago Planning Council to End Homelessness, have made significant progress in implementing Chicago's original 2003 Plan to End Homelessness ("the Plan"). The three core tenets of the Plan are to: 1) prevent homelessness whenever possible; 2) rapidly re-house people when homelessness cannot be prevented; and 3) provide wraparound services that promote housing stability and self-sufficiency.

The Plan called for a transition of the homeless services system from a shelter-based system, focused on temporary fixes, to a housing-based system emphasizing long-term living solutions for the homeless on the street and in overnight shelters. To that end, Chicago significantly increased interim/transitional and permanent housing resources and reduced the number of temporary shelter beds.

In 2012, stakeholders in Chicago's Continuum of Care developed an updated set of strategies to prevent and end homelessness. Chicago's "Plan 2.0" is a broad-ranging, seven-year action plan (2013-2019) that reaffirms and builds on the core strategies outlined in the first plan – prevention, housing first and wraparound Services – and identifies seven new strategies for improving and coordinating access to housing and services:

- 1) The Crisis Response System: Create an effective crisis response system that prevents homelessness whenever possible and rapidly returns people who experience homelessness to stable housing.
- 2) Access to Stable and Affordable Housing: Create and maintain stable and affordable housing for households who are experiencing or at risk of homelessness.
- 3) Youth Homelessness: Create a comprehensive, developmentally appropriate menu of services for youth who experience homelessness in order to prevent homeless youth from becoming the next generation of homeless adults.

STRATEGIC PLAN

- 4) **Employment:** Increase meaningful and sustainable employment opportunities for people experiencing or most at risk of homelessness.
- 5) **Advocacy and Civic Engagement:** Engage all of Chicago in a robust plan that creates a path to securing a home for everyone in our community.
- 6) **Cross-Systems Integration:** Work across public and private systems of care to ensure ending homelessness is a shared priority.
- 7) **Capacity Building:** Ensure a strong homeless assistance system capable of implementing Plan 2.0 goals and HEARTH Act performance standards.

Several funding streams support the Plan at the City level CDBG, HUD Emergency Shelter/Emergency Solutions Grant Program, Community Services Block Grant, Illinois Department of Human Services' Emergency and Transitional Housing Program, and local funding.

Emergency Food and Food Supply to Homeless Shelters

Community Service Centers assist low-income households in need by providing emergency food boxes. Through assessment and case management, staff is able to provide more comprehensive services to assist the family with other basic needs, determine eligibility and assist with applications for SNAP/food stamps benefits. Finally, pantry and soup kitchen referrals are available at the Community Service Centers and outstations. Emergency Solutions Grant funding also gives DFSS the ability to provide meals to homeless shelters to ensure that individuals and families with children are receiving at least three meals a day.

Domestic Violence

DFSS' response to domestic violence addresses poverty among both victims and their dependents. Advocacy with landlords and safety planning may allow a victim to remain in her primary residence and retain her employment. Advocacy and referrals to both entitlement and private funds increases a victim's financial resources. Orders of Protection forcing the abuser to leave a shared residence prevent an abuse victim's homelessness. Family Court

remedies including custody and dissolution of marriage, often bring financial judgments for the victim. The Domestic Violence Help Line provides referrals to shelter to prevent homelessness. Financial literacy counseling increases a victim's ability to effectively deal with money. Referrals to educational programs and job training programs add to victims' earning capacity.

Senior Services

DFSS's Senior Services Division is designated as the "Area Agency on Aging" under the federal Older Americans Act and the Illinois Department on Aging. In this capacity, DFSS provides a range of programs and services that allow older adults, ages 60 and older, access to services that allow them to remain healthy, safe and independent.

Access to these programs is available through our Information and Assistance phone line and through Regional and Satellite Senior Centers, which are located throughout the city. These centers offer a variety of social, education and recreational activities for seniors and their caregivers, as well as connecting seniors to an array of services that help them maintain economic stability. These include information, advocacy, and assessment to ensure that seniors understand all their options regarding benefits, services and programs. Assistance with benefits and services application processes is also available.

Workforce Services

DFSS envisions funding programs that are located in or near high poverty communities and that are disbursed geographically to allow for access to underserved Chicagoans. Employment services develops individualized career plans with participants that are designed to lead to a career trajectory and, ultimately, an avenue out of poverty.

As part of the City's effort to address employment needs on a regional level, the City of Chicago and Cook County have merged their Workforce Investment Act (WIA)-funded services in order to 1) better meet the needs of the residents of the regions; 2) better meet the needs of employers in the region; and 3) develop a long-term, comprehensive, regional plan to support the growth of key industries in the region.

STRATEGIC PLAN

In June of 2012 a municipal ordinance was passed to enact an intergovernmental agreement between Chicago and Cook County to form the Chicago Cook Workforce Partnership. Under the agreement, Chicago and Cook County have merged their WIA-funded workforce development efforts, which will be governed by a single Local Workforce Investment Board. The mission of the Chicago Cook Workforce Partnership is to enhance workforce quality by providing equal opportunity for all to achieve economic independence and improved quality of life through establishing an evolving collaborative system that promotes life-long learning and proactively addresses the workforce needs and requirements of the community and employer base.

Youth Development

DFSS is committed to developing a premier youth development system that provides every young person the opportunity to participate in a quality out-of-school time program. Youth development activities are assets-based in order to build upon youth strengths, develop social-emotional competencies, and to help youth become productive students, workers, and citizens. Toward that end, DFSS sponsors several initiatives that supplement Out-of-School Time programming, including:

- One Summer Chicago

Through One Summer Chicago, DFSS partners with other city agencies as well as Cook County agencies to provide youth ages 14-24 with summer employment and summer program opportunities. Other partners include Chicago Public Schools, the Chicago Park District, After School Matters, the Chicago Housing Authority, Cook County Works, Cook County Forest Preserve, private businesses and faith-based organizations.

- One Summer PLUS

Implemented in the summer of 2012, the One Summer PLUS program was a pilot initiative supplementing the One Summer Chicago program. Enhancements included collecting and measuring data on participant outcomes in order to examine the effects of certain interventions on youth shooting involvement and school attendance, and measuring the cost-benefit of

those interventions. The data will provide the City of Chicago and Cook County with a better understanding of the relationship between program interventions and social impacts so that funding decisions can be made strategically in subsequent years.

Juvenile Intervention and Support Center (JISC)

The Juvenile Intervention and Support Center offers youth in selected police districts an alternative to entering the juvenile justice system. Youth who are arrested in the service catchment area are processed at the JISC and screened for participation in case management and services. Youth who successfully complete their service plans are station-adjusted and diverted from court. The JISC is co-managed by the Chicago Police Department and the Department of Family and Support Services with assistance from other key partners.

FIVE-YEAR AFFORDABLE HOUSING PLAN

Since 1994, HED has operated under four successive five-year plans, through which the Department allocates its resources and reports its activities to the City Council on a quarterly basis. The first three plans, issued in 1993, 1998 and 2003, laid out ambitious goals for creating and preserving affordable housing in a rapidly changing city. The plans led to expanded opportunities for home ownership, new rental housing, and supportive policies at the local, state, and federal levels. The accomplishments under the first three plans resulted in large part from the City's commitment to partnerships—with housing organizations, developers, not-for-profit agencies, the private sector and other government agencies. Continuing this tradition of collaboration, the Department convened an Advisory Panel to help define needs and strategies for the current Plan. Also as part of the planning process, a financial working group developed recommendations on new funding sources, and nearly 60 individuals and organizations testified at three public hearings held by the Department.

The Department's current plan, *Accepting the Challenge: Chicago's Five Year Affordable Housing Plan for 2009-2013*, was adopted by the City Council in 2009. The plan incorporates many of the ideas from the advisory panel, working group

STRATEGIC PLAN

and hearings. It calls for the utilization of \$2.1 billion in public and private funds to address Chicago's affordable housing needs through 2013.

SENIOR HOUSING PLAN

The need for safe, affordable, and accessible housing continues to be a source of concern among Chicago's older residents. For many elderly, home maintenance costs and rising property taxes make it increasingly difficult for them to remain in the neighborhoods where they have lived for much of their lives. While DFSS lacks the mandate to develop and/or rehabilitate housing, the Department played an active role in raising developer's interest in low- and moderate-income senior housing.

DFSS and HED collaborated on an affordable housing plan for senior housing in Chicago with the goal of producing 4,000 new units in 45 developments, aggressively pursuing available resources and working closely with private and public sector partners to provide a number of senior housing options including: independent living apartments for low-income seniors, moderately priced condominiums, affordable full-service communities for independent seniors and supportive living facilities.

DFSS implemented a program that assists seniors in accessing reliable, trustworthy contractors for home repairs. By partnering with a faith-based not-for-profit organization, DFSS created a referral service, which helps seniors choose a competent, reliable and affordable contractor to assist them with the upkeep of their home. Seniors are the target of numerous frauds and scams, many of which have involved the near loss of their home or the accumulation of an enormous debt.

Each year, DFSS responds to more than 30,000 requests for information on housing related issues. In addition, it provides direct emergency assistance in housing and relocation to more than 300 individuals each year. Assistance is provided to help older persons who are homeless or on the verge of homelessness to relocate or obtain more suitable housing. The service does not include direct financial assistance to individuals to obtain housing. Senior Services has also created a close relationship with the Cook County Sheriff's Office Eviction Division. As orders of possession are presented, landlords are asked if the ten-

ants are seniors. Seniors are referred to DFSS Senior Services, and Senior Services works with them to find appropriate housing alternatives before the Sheriff executes the eviction. This process prevents seniors from literally being set out on the curb as a result of eviction.

DFSS, in cooperation with the HED, provides an annually-updated senior housing resource guide containing information on more than 500 senior housing developments and long term care facilities.

DFSS partners with the National Council on Aging in the usage of their Benefits CheckUp software. Through this partnership, DFSS utilizes a comprehensive Web-based service to screen for benefits and services for seniors with limited income and resources. DFSS leads the nation in screening and enrolling seniors in benefit programs such as energy assistance and Medicare Part D.

Under the plan, the City aggressively pursues all available resources and work closely with public and private sector partners to create affordable condominium units, apartments and supportive living facilities in Chicago's neighborhoods. The plan identifies community areas with the greatest need for different types of senior housing, including: independent living apartments for low-income seniors, moderately priced condominiums, affordable full-service communities for independent seniors and supportive living facilities.

The HED, has developed a Grand Family Action Plan. This plan focuses on serving households headed by grandparents ages 62 and older, who are below the poverty level. The plan not only targets communities that have the largest concentrations of grandparents raising their grandchildren, but also identifies resources and housing which is specifically for this population group. The plan also recognizes the faith-based and not-for-profit organizations as partners in the development and operation of grand family housing.

C. LEAD-BASED PAINT STRATEGY

The City provides a comprehensive continuum of services for evaluating and addressing lead hazards. Chicago's strategy draws on the expertise of multiple City departments under the lead of the DPH,

STRATEGIC PLAN

including HED, OBM, DOB, DFSS, Procurement Services, and the Department of Law (DOL). The DPH prevents childhood lead poisoning by maximizing the amount of lead-safe housing units in the City. Services include case management, public education, environmental investigations, and qualified funding for lead abatement. The City also works closely with for-profit and not-for-profit developers to identify and remediate hazards in HUD-assisted housing.

Recognizing the importance of housing-based health hazards other than lead, the Childhood Lead Poisoning Prevention Program (CLPPP) is developing additional capacities to address these concerns. Such hazards include radon, mold, pests, carbon monoxide, environmental tobacco smoke, and others. At this time, the CLPPP has developed some educational materials for property owners and tenants, and has developed and using new questionnaires and other assessment tools for CLPPP's inspectors and case managers to identify these hazards. In the future, the CLPPP will identify additional resources and partners to begin to provide specific types of interventions to eliminate or mitigate these hazards.

HUD LEAD SAFE HOUSING REGULATION (HUD Rule 24 CFR Part 35)

All City departments receiving federal funding for housing are affected by this regulation. Those departments include: HED, DFSS, DPH, and the MOPD. Approximately 2,000 housing units received lead hazard control. The majority of affected housing units are funded through the HED. Department of Housing and Economic Development Programs affected include: SARS, EHAP, NHS Loan Programs, Low-Income Housing Trust Fund, and the Multi-Family Rehab Program. The City utilized contractors through a Request For Qualifications (RFQ) process to conduct environmental inspections of these units. Developers and contractors working on federally assisted rehabilitation projects with the City must have either been trained to perform Lead-Safe Work Practices or be an Illinois Licensed Lead Abatement Contractor and lead-dust clearance must be achieved. These new regulations may result in increased per unit costs for some rehabilitation projects.

The City benefits in the long-term by reducing costs for the treating of health problems of these children. HUD estimates the savings greatly outweigh the costs by avoiding the expense of medical treatment and special education, and reducing personal injury claims and associated court costs. Other benefits include improving children's stature and hearing, and reducing juvenile delinquency.

Chicago is strongly committed to the goals of these regulations, and the City dedicated resources to training, outreach and management initiatives that enable full compliance with the standards. A citywide task force including the DPH, HED, DFSS, OBM and DOL was established to ensure compliance with the regulation.

DFSS, working with DPH, adheres to this new regulation for their affected programs. Procedures to implement, track and enforce the new regulation have been developed and staff trained. DFSS coordinates with DPH on the enforcement of this new regulation. DFSS works to identify funding sources for the upcoming year to ensure that all funded sites are in compliance. These shelters receive annual follow-up inspections.

The City ensures that workers performing paint stabilization are trained to properly perform such activities. DPH offers a weekly Lead-Paint Workshop, which addresses the safe work practices requirement of the rule for workers conducting paint stabilization.

CHICAGO LEAD-SAFE HOUSING INITIATIVE

The DPH received \$3.0 million to eliminate lead hazards in low-income housing and provide training and support to both parents and homeowners/landlords. The program will abate approximately 250 home or apartments in smaller buildings, with four or fewer units, may qualify for up to 100% of the lead abatement costs to be covered by a grant, depending upon the owner's income and size of the building.

To recruit eligible owners for the program, program staff regularly conducts outreach through community health fairs, faith-based organizations, and Aldermen's offices. Announcements of grant availability are also regularly provided in newsletters provided to owners participating in the Housing

STRATEGIC PLAN

Choice Voucher Program and through various landlord associations across the City. A large number of applicants are also recruited through families whose children have been identified with an elevated blood lead level.

The Chicago Lead Safe Housing Initiative Program partners with not-for-profit agencies to process grant applications and manage the loan process. Once owners are found to be qualified, lead inspectors from the program determine the scope of work necessary to mitigate lead hazards present at the property. Bids to complete the work are taken from Licensed Lead Abatement Contractors. The work is monitored by a Program Inspector to ensure it is being performed correctly, and a final dust clearance exam is performed to verify standards have been met.

INTERDEPARTMENTAL COORDINATION

DPH conducts environmental inspections of housing units. Inspections are triggered by the identification of a child with an elevated blood lead level or by referral from DOB inspectors that identify chipping or peeling paint at an address with young children. HED and DPH work together in coordinating the use of abatement funds and emergency rehabilitation funds to be most beneficial to the families served. The Law Department assists DPH in enforcing Chicago Municipal Code 7-4 on lead-bearing substances. The receivership program is used only in the most serious cases of lead poisoning or in cases where all other enforcement efforts have failed.

Integration of Lead Hazard Evaluation and Reduction Activities into Existing Housing Programs: For single-family rehabilitation programs, lead-based paint violations identified by the DPH are addressed in the scope of work and loan amount. For multi-family rehabilitation programs, the Chicago Building Code requires developers to include all necessary corrective action in the scope of work and budget. HED coordinates rehabilitation with energy conservation work overseen by DPH.

PUBLIC INFORMATION AND EDUCATION

DPH educators currently conduct in-services training on lead poisoning prevention at numerous parent groups, childcare programs and community agencies. The department led the training of City and delegate agency staff on lead-safe work practices and the federal requirements. Additional educational outreach is conducted through the media.

Once lead paint is identified in a unit, owners and tenants are notified about the risks and provided with appropriate informational materials. DPH is targeting hardware store owners and employees to encourage them to provide appropriate advice on lead-safe work practices to small contractors and remodelers who frequent their stores. DPH also offers its weekly Homeowner LBP Workshop which enables some landlords/homeowners to remediate some of the lead hazards themselves and will save them money from having to hire a lead abatement contractor.

D. FAIR HOUSING PLAN

The City of Chicago is strongly committed to the goal of fair housing for all residents. The City's Fair Housing Plan ensures that Chicagoans are aware and informed on how the City combats these problems and ensures fair housing. The Plan identifies the following impediments to fair housing: availability of affordable and suitable housing, discrimination in housing, gentrification, foreclosures, unfair lending practices and lack of fair housing knowledge.

The sister agency and departments involved in the City's Fair Housing Plan include the Chicago Commission on Human Relations, CHA, DFSS, HED, MOPD, and OBM. The following describes the City's efforts to continue to overcome these impediments of fair housing to ensure fair housing for all of Chicago's residents:

AVAILABILITY OF AFFORDABLE AND SUITABLE HOUSING**Decreasing Affordability**

The gap between supply and demand for rental

STRATEGIC PLAN

housing in Chicago continues to pose problems for many Chicagoans, particularly low-income families and persons with disabilities. Although the City and its delegate agencies administer a variety of affordable housing programs, getting the information to those who need the assistance can be difficult.

Nevertheless, the City is committed to increasing affordable housing for all residents. With assistance from the state, HED continues to support and expand the Low-Income Housing Trust Fund. This will enable the Trust Fund to reduce rents for approximately 3,000 very low-income residents through the Rental Subsidy Program.

DISCRIMINATION IN HOUSING

Fair housing deals with many issues beyond affordability. Residential segregation continues to be a concern for the City of Chicago despite years of efforts to make fair housing a reality citywide. Unfortunately, many real estate agents, landlords, and management companies lack an understanding of the Chicago Fair Housing Ordinance (CFHO)¹, and others continue to discriminate against individuals and families based on classifications prohibited by the CFHO and other applicable fair housing legislation. Since a comprehensive update of the City's Human Rights and Fair Housing Ordinances in 1990, the City of Chicago's Commission on Human Relations (CCHR) has enforced these two ordinances by providing a neutral forum for the investigation and adjudication of discrimination complaints filed under the ordinances.

The strength of the CFHO itself, along with the high quality of investigation and adjudication which is conducted through the Commission, has been an important resource for fair housing enforcement in the City. A veteran team of human relations investigators well-versed in fair housing law investigates each discrimination complaint, provides assistance to the public

in person and over the phone, and conducts educational outreach to the community. The unit works efficiently striving to complete at least as many cases each year as the number of new complaints filed. It seeks to complete 50% of its complaint investigations within 180 days and 90% within twelve months. This allows complaints to proceed quickly to the administrative hearing stage where warranted, while maintaining high standards for thorough investigation and legally sound decisions. However, continued emphasis on educating the public about the CFHO; both to prevent discrimination and to ensure that those who may experience discrimination know of the remedies available, is essential. Therefore, the City is committed to continue to enforce the CFHO as well as to inform City residents and housing providers about the CFHO through the following methods:

- CCHR will expand community outreach throughout the City, which will include fair housing presentations to community groups and the real estate industry.
- CCHR will receive, investigate, and adjudicate approximately 70 housing discrimination complaints annually.
- CCHR will continue to make copies of the CFHO, its regulations, and information about complaint filing and adjudication procedures available to the public upon request and through the City of Chicago web site. Materials will also be available in additional languages.
- The Commission on Human Relations will make information about its recent legal rulings available on its website.

The CHA addresses discrimination and expansion of housing choice for public housing residents and HCV participants through the following methods:

¹ The Chicago Fair Housing Ordinance has broad coverage; it prohibits discrimination based on race, color, national origin, ancestry, religion, sex, age, disability, marital status, parental status, sexual orientation, gender identity military discharge status, and source of income which includes use of a Housing Choice Voucher to obtain housing. Cook County's fair housing ordinance covers these classifications, as well as, housing status, but does not as of this writing cover Housing Choice Vouchers as a source of income. State and federal fair housing laws cover some but not all of these classifications. Other aspects of coverage vary among the fair housing laws which apply to housing within the City. For example, the CFHO covers all rental housing without limitation as to the number of units or owner occupancy.

STRATEGIC PLAN

- CHA works with CCHR in many areas including coordinated case management for HCV participants experiencing community tension, developing trainings for realtors, and implementing new procedures regarding source of income discrimination.
- CHA and the Chicago Lawyer's Committee for Civil Rights Under Law (CLCCRUL) completed a fair housing testing program that identified areas of discrimination in the CHA's senior housing portfolio, among landlords currently participating in the Housing Choice Voucher program, and source of income discrimination in 'opportunity areas' throughout the City of Chicago.
- CHA completed a survey of public housing residents living in traditional and mixed-income developments and HCV participants regarding their knowledge of fair housing discrimination and barriers to housing choice. In response, CHA will develop and implement a plan to address the areas of non-compliance.
- CHA will continue to conduct training for all CHA staff, HCV contractors and property managers on fair housing, language assistance and disability policy.
- The Housing Rights and Non-discrimination department within CHA will continue to process reasonable accommodation requests for public housing residents and HCV participants.

Non-Accessible Housing

The lack of information regarding rights under the law, the extremely limited supply of available rental units, and the high demand for affordable housing that is accessible all resulted in hundreds of individuals with disabilities being relegated to extensive waiting lists with scarce hope of obtaining housing within a reasonable time period. To combat this problem, the City developed procedures that require review and approval of plans by MOPD as part of the permit issuance process for housing in Chicago. The City is therefore committed to making the living

environment of people with disabilities accessible by enforcing the provisions of the Chicago Fair Housing Ordinance prohibiting discrimination in housing on the basis of disability through the following methods:

- The Commission on Human Relations will continue to receive, investigate, and adjudicate disability discrimination complaints filed under the Chicago Fair Housing Ordinance based on lack of accessibility, failure to provide reasonable accommodation, or other prohibited housing practices related to disability.
- HED's Small Accessible Repairs for Seniors (SARS) f/k/a H-RAIL (Home Repairs for Accessible and Independent Living) program pays for accessibility improvements to help elderly homeowners remain in their homes.
- The CHA strives to ensure housing and non-housing programmatic accessibility by providing accessible units for people with mobility and sensory impairments throughout its Senior and Family public housing portfolios. CHA makes these units available in different bedroom sizes and geographically spread out across the City of Chicago. CHA contracts with an outside architectural firm with expertise in accessibility to provide inspections throughout all phases of construction—from drawings to actual building of units, CHA has the firm review every step of the process in order to ensure strict compliance with federal, state, and local accessibility codes.
- In the Housing Choice Voucher (HCV) Program, accessibility is a main priority for the CHA. CHA contracts with Access Living, a disability advocacy agency, to facilitate a Modification Fund dedicated to financing accessibility features—such as grab bars, ramps, lifts, and strobe lighting—for people with disabilities. CHA is the only housing authority in the nation that allow vouchers for use by persons transitioning from institutionalization, often in nursing homes, back to the community.

STRATEGIC PLAN

GENTRIFICATION

As gentrification and related forces raise housing costs and reduce the availability of rental housing, concern also arises about negative impacts on fair housing goals. Condominium conversions and new construction projects favoring ownership over rental all reduce options in City neighborhoods for those at the lower end of the economic scale. These trends can negatively affect minorities, seniors, persons with disabilities, and single parent households. The result is potential or actual reduction of diversity in impacted neighborhoods, along with concentration and segregation of persons in protected classifications within poorer neighborhoods. In order to reduce community tensions which may be exacerbated by race, class, and ethnic differences, the City is addressing these concerns in several ways:

- Under the Chicago Partnership for Affordable Neighborhoods (CPAN), HED provides affordable units in market-rate developments through developer write-downs and purchase price assistance to buyers. Since 2002, CPAN has gained commitments for 660 affordable home ownership units in appreciating neighborhoods.
- Ensure production of affordable units in regenerating areas through continued implementation of the new Affordable Requirements Ordinance. Under the ordinance, at least 10% of the units in developments of 10 or more units are required to be affordable if the City provides land at a discount, and 20% of the units must be affordable if the City provides other forms of financial assistance.
- CCHR works to prevent and alleviate intergroup tensions in gentrifying communities by bringing together key stakeholders and leaders to encourage dialogue, safely discuss concerns, and develop community-based solutions to problems.

FORECLOSURES AND UNFAIR LENDING PRACTICES

In an effort to prevent foreclosure for Chicago homeowners and mitigate the impact of fore-

closure on neighborhoods, the City of Chicago has launched the following initiatives:

- **Home Ownership Preservation Initiative (HOPI)**

The City works with Neighborhood Housing Services of Chicago (NHS), 22 lending institutions, and the Federal Reserve Bank of Chicago to combat foreclosures through the Home Ownership Preservation Initiative. Since then, the program has prevented 1,776 foreclosures and reclaimed 483 vacant, troubled buildings. HOPI was the first partnership of its kind in the nation and has served as a national model for foreclosure prevention initiatives.

- **311 Campaign**

Any Chicago resident who is having trouble paying their mortgage can be immediately connected to a financial counselor simply by calling 311, the City's non-emergency number. The City launched an advertising campaign to let people know where to go for help. The campaign has dramatically increased call volume.

- **Borrower Outreach Days**

A series of local Borrower Outreach Days are held at Park District facilities in and around communities hardest hit by foreclosure. In an effort to reach as many as possible who need help, and give them the personalized attention they need to get their mortgage back on track, the events offered one-on-one loan work-out sessions with counselors and lenders, access to free legal assistance, and information about the City's financial literacy programs. The City assisted more than 3,000 homeowners through these events. Moving forward, access to foreclosure prevention services will be incorporated into the Department of Housing and Economic Development's Home Expo events. In a program directly supported by federal ARRA funding, HED partnered with NHS of Chicago in a series of "Fix Your Mortgage" events to put homeowners in contact with the necessary resources to stay in their homes.

STRATEGIC PLAN

- **Early Warning Program**

The City sends out foreclosure prevention information to homeowners within days of the foreclosure process being initiated in the Circuit Court, giving home owners more time to work out solutions, and hopefully, keep their homes.

- **Support of Home Ownership/Foreclosure Prevention Counseling**

The City supports eight HUD-certified counseling agencies that provide home ownership counseling (including foreclosure prevention counseling) to Chicago residents, spending approximately \$510,000 annually for these services. The City also leveraged private resources to substantially increase the number of credit counselors available to support, educate and assist homeowners over the next two years. The funding will increase foreclosure counseling capacity in Chicago by approximately 40%.

- Working with the Lending and Investment Community to Keep Chicagoans in their Homes: The City continues to meet with lenders, servicers, and investors who represent the most active foreclosing institutions in the Chicago area to refine solutions to reach borrowers and keep people in their homes. The goal is to challenge attendees to step up current efforts to prevent foreclosures and emerge with concrete solutions for Chicago.

LACK OF FAIR HOUSING KNOWLEDGE

Members of the protected classes and the broader community need to be informed continually about fair housing laws and regulations. Residential property owners, property managers, realtors, developers, architects and providers of affordable housing need to know their legal responsibilities regarding fair housing requirements for reasonable accommodations. Strategies to increase fair housing awareness include:

- Expand ongoing community outreach through workshops, housing fairs, seminars and literature distribution through collaboration with community based organizations.
- Access to fair housing information through increased use of the internet.
- Funding to delegate agencies to educate both consumers and providers of fair housing laws.
- Availability of fair housing information in multiple languages.

E. INSTITUTIONAL STRUCTURE AND COORDINATION

The plans and strategies of this Action Plan and the Five-Year Consolidated Plan are important and challenging. It is only through the commitment, resources, and talent of a vast array of partners—the public sector, the private market, and the not-for-profit community—that Chicago has the confidence to set and meet these goals to address community needs. Working with these partners, the City of Chicago has developed an institutional structure to enhance the coordination between public and private housing, health and social service agencies, and to encourage public housing residents to become more involved in management and participate in home ownership.

Providing the full range of needed services for homeless and low-income populations requires intense cooperation among public, private, and not-for-profit agencies, along with the effective leveraging of limited resources. The City of Chicago is proactive in this area and has built strong partnerships both interdepartmentally and intergovernmentally, as well as with numerous organizations in the other sectors.

Some examples of the various partnerships are highlighted below. The first section discusses the strengths of the existing structure and coordination efforts. The second section addresses the barriers that the various departments and groups face and describe the efforts taken to overcome these barriers.

STRENGTHS OF INSTITUTIONAL STRUCTURE AND COORDINATION

The following describes City departments' efforts toward strengthening Institutional Structure and Coordination:

Particularly in regard to the provision of human services, there is a great degree of public and private cooperation in Chicago, essential in order to serve the varied needs of the City's low-income population. DFSS has formed and participates in numerous partnerships to provide comprehensive services to families who have multiple problems requiring services from more than one agency, and to allow DFSS and other organizations to maximize resources and avoid unnecessary duplication of services. DFSS staff members serve on many advisory councils and boards where information about social services is discussed. For example, DFSS has membership on the Chicago Low-Income Housing Trust Fund, Illinois Ventures in Community Action, the Chicago Workforce Board, the Domestic Violence Advisory Coordinating Council, and Prevent Child Abuse America. DFSS also works in concert with the Red Cross in times of emergency disasters.

The success of HED is due to the relationships and partnerships formed over many years in the field of affordable housing. Chicago is fortunate to have a network of private and not-for-profit developers. Many of these are community-based, knowledgeable regarding local market trends and conditions, sophisticated in their operations and have sufficient capacity to provide for the construction and rehabilitation of thousands of units of affordable housing each year. HED works to maximize the effectiveness of these relationships through initiatives such as the Neighborhood Lending Program (NLP) and the Troubled Buildings Initiative (TBI). Through NLP, the Department is partnering with NHS of Chicago to leverage some \$30 million annually in private lending capital to preserve and expand home ownership opportunities for working families. Under TBI, HED works with NHS and the Community Investment Corporation to preserve deteriorated or abandoned buildings as affordable housing.

HED's housing production initiatives, whether new construction or rehabilitation, require multiple layers of government working together. Strong relationships exist between HED and other City departments—including Law, Construction and Permits, Budget and Management, Environment, Family and Support Services, Disabilities, and Public Health—to identify and coordinate these resources.

DFSS established a task force consisting of representatives from the City services departments, emergency response units of the police and fire departments, public utilities, the U.S. Postal Service, community- and faith-based organizations to increase the awareness of isolated and at risk seniors. More than 27,000 field representatives and customer service staff of public agencies and public utilities have been trained to help identify isolated seniors and seniors in crisis so they may be referred for intervention services through a comprehensive network that will link them to neighborhood based support. Teams of professionals respond to referrals for well-being checks of at risk and self-neglected elderly. A comprehensive assessment including medical, social and risk/safety evaluation is preformed, and when necessary, the senior is removed from the immediate danger. Seniors are then referred to appropriate agencies, programs or services for follow-up and continued assistance. Senior Services monitors subsequent plans of care to ensure appropriate service delivery.

DFSS is designated the Regional Administrative Agency for the Illinois Department on Aging's (IDOA) Elder Abuse and Neglect Program. In this capacity, DFSS oversees and provides technical support to the five agencies selected to investigate allegations of elder abuse and to provide community education and support services to victims and their families. This administrative responsibility enables DFSS to coordinate services more effectively with criminal justice agencies and other service providers.

DFSS, in cooperation with the Cook County Domestic Violence Court provides special court advocacy and case management services to elderly victims of domestic violence seeking orders of protection

against their abusers. Space is provided in the courthouse for the service which will be designated as the Mayor's Senior Advocacy Center.

BARRIERS TO INSTITUTIONAL STRUCTURE AND COORDINATION AND EFFORTS TO OVERCOME THESE BARRIERS

HED is utilizing funds from a court settlement to provide rehabilitation options that will lower the cost of utilities through conservation. Homes already receiving assistance through a HED program will also receive additional repairs, insulation, and energy efficient appliances in order to reduce energy consumption by up to 30%. These savings translate into real dollars for low-income families. Many of these households are elderly. HED provides funding for community-based not-for-profit housing agencies to provide home ownership and reverse-mortgage counseling. HED staff not only markets City programs, but also provides information and markets the numerous senior tax relief initiatives. The DFSS and HED work together to promote a continuum-of-care approach to senior housing.

In addition, the City has implemented new initiatives in the following areas:

- With the MacArthur Foundation, the Urban Land Institute and other public, private and not-for-profit organizations the City formed the Preservation Compact, which will pool money and expertise towards the goal of preserving 75,000 affordable apartments in Chicago and Cook County by 2020.
- Expanding the Affordable Requirements Ordinance, which requires the provision of affordable units in City-assisted projects, by broadening the definition of City assistance to include all sales of City land, any zoning change that increases project density, and all planned developments.

Minority Lending

Recent lending data shows that the number of mortgage loans made to minorities continues to be lower than the number to whites. Loan applications denied are proportionately higher for minorities, thereby limiting housing choices for them.

The problem is exacerbated due to a lack of financial institutions in lower-income communities and insufficient resources and homeowner savings for down payment and closing costs needed to purchase a home. To help address this problem, the City has worked to expand home ownership programs to populations that have not been adequately served by the private lending market. One example of such an initiative is Choose to Own, a program that helps qualifying CHA residents become homeowners. Under this program, HED has provided HOME/ADDI funds for down payment assistance to bridge the gap between the buyer's approved mortgage amount and the actual sales price.

Down Payment Assistance

For many potential homebuyers, the ability to save for a down payment and meet underwriting criteria by various lending institutions is a seemingly insurmountable barrier. The City developed a number of programmatic initiatives with a wide array of funding sources to enable families bridge this gap and realize their dream of home ownership.

The Tax Smart Mortgage Program is a Federal Income Tax Credit Program for first-time homebuyers or buyers of homes in target areas. The program allows those who meet income, purchase price and other requirements to receive a credit against their federal income tax liability. The amount of the tax credit is equal to 20% of the mortgage interest paid and the credit can be claimed each year the mortgage loan is paid and the home is the participant's primary residence.

During 2013 the City will:

- Administer the Mortgage Credit Certificate Pro-program and ensure continued funding.
- Develop potential funding sources such as the Federal Home Loan Bank to provide funds for down payment and closing cost assistance.
- Explore alternative approaches such as tax increment financing to support down payment and closing cost assistance as well as other homebuyer activities.
- Work with organizations such as the

Metropolitan Planning Council to link City home purchase initiatives with employer-assisted housing programs.

2013 DRAFT ACTION PLAN

STRATEGIC PLAN

Program Name	Action Plan Title	Dept.	Priority Need Category	Specific Obj. #	Description	Objective Categ.	Outcome Categ.	Location	HUD Matrix Code	CDBG \$	ESG \$	HOME \$	HOPWA \$	TOTAL CDBG Formula \$	Prior Formula \$	Other \$	TOTAL \$	CDBG Cit. CFR	CDBG Natl Obj.	Type of Recipient	Performance Indicator	Annual Units	Units upon completion of Annual Program	Start Date	End Date	Primary Purpose	
SECTION 108 REPAYMENT																											
Section 108 Debt Service	Section 108 Debt Service	OBM	Other	4.1	Planning and administration	NA	NA	CDBG Eligible Census Tracts	19F	\$2,277,631	\$0	\$0	\$0	\$2,277,631	\$0	\$0	\$2,277,631	570.205 / 206	NA	Local Jurisdiction (City)	NA	NA	NA	1/1/13	12/31/13	Planning & Administration	
Section 108 Repayment Subtotal										\$2,277,631				\$2,277,631			\$2,277,631										
CODE ENFORCEMENT																											
Code Enforcement	Code Enforcement	DOB	Other	SL3.1	Targeted code enforcement in Low/Mod areas to complement other efforts to arrest decline.	Suitable Lvg Environ	Sustainability	CDBG Eligible Census Tracts	15	\$2,730,573	\$0	\$0	\$0	\$2,730,573	\$0	\$0	\$2,730,573	570.208(a)(1)	LMA	Local Jurisdiction (City)	units	20,000	20,000	1/1/13	12/31/13	Preserve affordable housing through code enforcement	
Code Enforcement/Troubled Buildings	Troubled Buildings	DOB	Other	SL1.1	Inspect vacant and abandoned buildings to identify the amount of depreciation to correct building code violations when possible and pursue demolition authority thru Circuit Court for those buildings that are severely dilapidated and an imminent hazard to the community.	Suitable Lvg Environ	Availability/Accessibility	CDBG Eligible Census Tracts	15	\$3,837,787	\$0	\$0	\$0	\$3,837,787	\$0	\$0	\$3,837,787	570.202(a-b) & 570.201(d)	SBA	Local Jurisdiction (City)	units	1,200	1,200	1/1/13	12/31/13	Preserve affordable housing: clearance	
																					units	800	800	1/1/13	12/31/13		
Code Enforcement	Code Enforcement	Law	Other	SL1.1	Supports Code Enforcement & Troubled Bldgs. DOB	Suitable Lvg Environ	Availability/Accessibility	CDBG Eligible Census Tracts	15	\$1,723,153	\$0	\$0	\$0	\$1,723,153	\$0	\$0	\$1,723,153	570.208(a)(1)	SBA	Local Jurisdiction (City)	NA	NA	NA	1/1/13	12/31/13	Preserve affordable housing	
Code Enforcement Subtotal										\$8,291,513				\$8,291,513			\$8,291,513										
COMMUNITY DEVELOPMENT																											
Rehab: Multi Unit Residences	Developer Services	HED	Rental Hsg	DH2.1	Allocate funds to developers to increase the number of affordable rental housing units in their projects.	Decent Hsg	Affordability	CDBG Eligible Census Tracts	14B	\$1,926,340	\$0	\$0	\$0	\$1,926,340	\$0	\$0	\$1,926,340	570.201(m)	LMH	Local Jurisdiction (City) & not-for-profits	units	TBD	TBD	1/1/13	12/31/13	Provide affordable housing	
Rehab: Multi Unit Res/Heating Repair	Housing Preservation (Heat Receivership Program)	HED	Rental Hsg	DH1.2	Emergency payment for repair of heating units, thru court receiver, to avoid foreclosure or eviction.	Decent Hsg	Availability/Accessibility	CDBG Eligible Census Tracts	14A	\$1,000,000	\$0	\$0	\$0	\$1,000,000	\$0	\$0	\$1,000,000	570.202(b)	LMH	Local Jurisdiction (City)	units	600	600	1/1/13	12/31/13	Prevent homelessness	
Rehab: Multi Unit Res/Troubled Bldgs	Housing Preservation (Endangered Five or more Rental Housing)	HED	Rental Hsg	SL1.2	Operation and/or repair of abandoned multi-family properties by court-ordered receiver.	Suitable Lvg Environ	Availability/Accessibility	CDBG Eligible Census Tracts	14B	\$2,600,000	\$0	\$0	\$0	\$2,600,000	\$0	\$0	\$2,600,000	570.202(a-b)	SBS	Local Jurisdiction (City)	units	900	900	1/1/13	12/31/13	Preserve affordable housing	
Rehab: Single Unit Res/Troubled Bldgs	Housing Preservation (Endangered Two to Four Housing Units)	HED	Rental Hsg	SL1.3	Preservation of abandoned properties by designating receivers to take over troubled properties; provide financing to help new owners w. acquisition & rehab.	Suitable Lvg Environ	Availability/Accessibility	CDBG Eligible Census Tracts	14A	\$1,900,000	\$0	\$0	\$0	\$1,900,000	\$0	\$0	\$1,900,000	570.202(a-b)	LMH	Local Jurisdiction (City)	units	110	110	1/1/13	12/31/13	Preserve affordable housing	
Rehab: Condominium Res/Troubled Bldgs	Housing Preservation (Endangered Single Units)	HED	Rental Hsg	SL1.16	Preservation of vacant and troubled Condominium properties in low/mod income areas through acquisition for conversion to affordable rental housing.	Suitable Lvg Environ	Availability/Accessibility	CDBG Eligible Census Tracts	14A	\$1,025,000	\$0	\$0	\$0	\$1,025,000	\$0	\$0	\$1,025,000	570.202(a-b)	LMH	Local Jurisdiction (City)	units	150	150	1/1/13	12/31/13	Preserve affordable housing	
Rehab: Single Unit Res	Housing Preservation (Micro Market Recovery Program)	HED	Owner Occ Hsg	DH1.9	Financial assistance to income eligible home owner occupants to preserve their homes through rehab.	Decent Hsg	Availability/Accessibility	CDBG Eligible Census Tracts	14A	\$600,000	\$0	\$0	\$0	\$600,000	\$0	\$0	\$600,000	570.202(a-b)	LMH	Local Jurisdiction (City)	units	40	40	1/1/13	12/31/13	Preserve affordable housing	
Direct Home Ownership Assistance	Housing Preservation (Micro Market Recovery Program)	HED	Owner Occ Hsg	DH2.10	Home purchase assistance to income eligible occupant buyers.	Decent Hsg	Affordability	CDBG Eligible Census Tracts	13	\$600,000	\$0	\$0	\$0	\$600,000	\$0	\$0	\$600,000	570.201(n)	LMH	Local Jurisdiction (City)	households	20	20	1/1/13	12/31/13	Expand affordable housing	
Rehab: Single Unit Res/Emergency Repair	Emergency Housing Assistance Program	HED	Owner Occ Hsg	DH1.3	Forgivable loans to low-income owner-occupants of 1-4 unit properties, for emergency repairs and to correct hazardous conditions.	Decent Hsg	Availability/Accessibility	CDBG Eligible Census Tracts	14A	\$6,636,000	\$0	\$0	\$0	\$6,636,000	\$0	\$0	\$6,636,000	570.202(b)	LMH	Local Jurisdiction (City)	units	600	600	1/1/13	12/31/13	Preserve affordable housing	
Rehab: Single Unit Res/Emergency Repair Admin	Emergency Housing Assistance Program	HED	Owner Occ Hsg	DH1.3	Forgivable loans to low-income owner-occupants of 1-4 unit properties, for emergency repairs and to correct hazardous conditions.	Decent Hsg	Availability/Accessibility	CDBG Eligible Census Tracts	14H	\$857,479	\$0	\$0	\$0	\$857,479	\$0	\$0	\$857,479	570.205/206		Local Jurisdiction (City)	units	NA	NA	1/1/13	12/31/13	Preserve affordable housing	
Rehab: Single Unit Res/Small Accessible Repairs Seniors	Small Accessible Repairs for Seniors	HED	Non-homeless Special Needs	DH1.4	Minor rehab and install enabling devices such as grab bars, ramps, etc. in housing for income-eligible seniors.	Decent Hsg	Availability/Accessibility	CDBG Eligible Census Tracts	14A	\$2,326,623	\$0	\$0	\$0	\$2,326,623	\$0	\$0	\$2,326,623	570.202	LMH	Local Jurisdiction (City) & not-for-profits	units	584	584	1/1/13	12/31/13	Help low/mod seniors	
Rehab: Single/Multi Res Properties Admin	Construction, Monitoring and Compliance	HED	Owner Occ Hsg/Rental Hsg	SL3.3	Support monitoring of construction for federal compliance.	Decent Hsg	Availability/Accessibility	CDBG Eligible Census Tracts	14H	\$1,292,074	\$0	\$0	\$0	\$1,292,074	\$0	\$0	\$1,292,074	570.205/206	LMH	Local Jurisdiction (City)	units	NA	NA	1/1/13	12/31/13	Provide affordable housing	
Rehab/Acquisition: Neighborhood Lending	Neighborhood Lending Program	HED	Owner Occ Hsg	DH1.5	Financial assistance to income eligible buyers with home purchases, rehab and preservation.	Decent Hsg	Availability/Accessibility	CDBG Eligible Census Tracts	14G	\$3,648,346	\$0	\$0	\$0	\$3,648,346	\$0	\$0	\$3,648,346	570.201(n) & 570.202(b)	LMH	Local Jurisdiction (City)	units	320	320	1/1/13	12/31/13	Expand and preserve affordable housing	
Rehab: Single Unit Res/Accessibility Repairs	Home Mod	MOPD	Non-homeless Spec1 Needs	DH1.6	Funds will be used for accessibility modifications to housing for non-seniors with disabilities.	Decent Hsg	Availability/Accessibility	CDBG Eligible Census Tracts	14A	\$304,207	\$0	\$0	\$0	\$304,207	\$0	\$0	\$304,207	570.202(b)(ii)	LMH	Local Jurisdiction (City) & not-for-profits	units	27	27	1/1/13	12/31/13	Help persons w. disabilities	
Rehab: Multi Unit Res/Accessibility Repairs	Home Mod	MOPD	Non-homeless Spec1 Needs	DH1.6	Funds will be used for accessibility modifications to housing for non-seniors with disabilities.	Decent Hsg	Availability/Accessibility	CDBG Eligible Census Tracts	14B	\$45,793	\$0	\$0	\$0	\$45,793	\$0	\$0	\$45,793	570.202(b)(ii)	LMH	Local Jurisdiction (City) & not-for-profits	units	4	4	1/1/13	12/31/13	Help persons w. disabilities	
Rehab: Res/Accessibility Repairs Admin	Home Mod	MOPD	Non-homeless Spec1 Needs	DH1.6	Funds will be used for accessibility modifications to housing for non-seniors with disabilities.	Decent Hsg	Availability/Accessibility	CDBG Eligible Census Tracts	14H	\$216,905	\$0	\$0	\$0	\$216,905	\$0	\$0	\$216,905	570.205/206	LMH	Local Jurisdiction (City) & not-for-profits	units	NA	NA	1/1/13	12/31/13	Help persons w. disabilities	
Community Development Subtotal										\$24,978,767				\$24,978,767			\$24,978,767										

2013 DRAFT ACTION PLAN

STRATEGIC PLAN

Program Name	Action Plan Title	Dept.	Priority Need Category	Specific Obj. #	Description	Objective Categ.	Outcome Categ.	Location	HUD Matrix Code	CDBG \$	ESG \$	HOME \$	HOPWA \$	TOTAL CPD Formula \$	Prior Formula \$	Other \$	TOTAL \$	CDBG Cit. CFR	24 CDBG Natl Obj	Type of Recipient	Performance Indicator	Annual units	Units upon completion of Annual Program	Start Date	End Date	Primary Purpose	
PUBLIC SERVICES																											
Housing Counseling	Housing Services Technical Assistance	HED	Public Services	DH1.7	Assistance to homeowners and tenants.	Decent Hsg	Availability/ Accessibility	CDBG Eligible Census Tracts	05U	\$1,084,921	\$0	\$0	\$0	\$1,084,921	\$0	\$0	\$1,084,921	570.201(e)	LMA	Local jurisdiction (City) & not-for-profits	people	18,000	18,000	1/1/13	12/31/13	Expand and preserve affordable housing	
Children and Families at Risk for Abuse and Neglect	Family Violence Prevention Initiative	DPH	Public Services	SL3.4	Prevent family violence through school-based violence and substance abuse prevention programming for youth and parenting education programming for adults.	Suitable Lvg Environ	Sustainability	CDBG Eligible Census Tracts	05N	\$276,373	\$0	\$0	\$0	\$276,373	\$0	\$0	\$276,373	570.201(e)	LMC	Local jurisdiction (City) & not-for-profits	people	1,265	1,265	1/1/13	12/31/13	Reduce the risk of violence	
Health Services	Community Engaged Care	DPH	Public Services	SL3.5	Health services for LMI income persons.	Suitable Lvg Environ	Sustainability	CDBG Eligible Census Tracts	05M	\$220,682	\$0	\$0	\$0	\$220,682	\$0	\$0	\$220,682	570.201(e)	LMC	Local jurisdiction (City)	people	2,960	2,960	1/1/13	12/31/13	Provide comprehensive health services and information	
Health Services/Mental Health Clinics	Mental Health Clinics	DPH	Public Services	SL1.4	Provide mental health services to adults with severe mental illness.	Suitable Lvg Environ	Availability/ Accessibility	CDBG Eligible Census Tracts	05O	\$3,714,306	\$0	\$0	\$0	\$3,714,306	\$0	\$0	\$3,714,306	570.201(e)	LMC	Local jurisdiction (City)	people	4,000	4,000	1/1/13	12/31/13	Provide comprehensive mental health services	
Health Services/High Risk	HIV/AIDS Prevention Program-High Risk Primary Health Care	DPH	Non-homeless Special Needs	SL1.5	Provide prevention services for homeless and other high-risk populations including youth, elderly, Blacks and pregnant women.	Suitable Lvg Environ	Availability/ Accessibility	CDBG Eligible Census Tracts	05M	\$405,000	\$0	\$0	\$0	\$405,000	\$0	\$0	\$405,000	570.201(e)	LMC	Local jurisdiction (City)	people	60,000	60,000	1/1/13	12/31/13	Provide primary health care to high risk populations	
Health Services/High Risk	HIV/AIDS Housing Program-High Risk Primary Health Care	DPH	Non-homeless Special Needs	SL1.5	Provide residential housing and housing information services for people living with HIV/AIDS in danger of becoming homeless.	Suitable Lvg Environ	Availability/ Accessibility	CDBG Eligible Census Tracts	05M	\$315,296	\$0	\$0	\$0	\$315,296	\$0	\$0	\$315,296	570.201(e)	LMC	Local jurisdiction (City) & not-for-profits	people	42	42	1/1/13	12/31/13	Provide housing for high risk populations	
Health Services/Homeless	Primary Health Care Homeless	DPH	Public Services	SL1.6	Agencies provide primary healthcare, education, social services and advocacy to persons and families impacted by homelessness.	Suitable Lvg Environ	Availability/ Accessibility	CDBG Eligible Census Tracts	05M	\$96,858	\$0	\$0	\$0	\$96,858	\$0	\$0	\$96,858	570.201(e)	LMC	Local jurisdiction (City)	people	365	365	1/1/13	12/31/13	Provide primary health care to the homeless	
Lead Poisoning Prevention	Lead Poisoning Prevention	DPH	Public Services	DH3.1	Prevent lead poisoning in LMI income families, through screening, medical case management and treatment, environmental testing and abatement, education and information dissemination.	Decent Hsg	Sustainability	CDBG Eligible Census Tracts	05P	\$2,834,290	\$0	\$0	\$0	\$2,834,290	\$0	\$0	\$2,834,290	570.202(f)	LMC	Local jurisdiction (City)	people	5,000	5,000	1/1/13	12/31/13	Lead poisoning prevention and treatment	
Youth Services	Youth Services	DFSS	Public Services	SL1.7	Funds will be used to provide programs for low-income youth including out-of-school, mentoring, counseling, gang intervention and prevention.	Suitable Lvg Environ	Availability/ Accessibility	CDBG Eligible Census Tracts	05D	\$7,075,018	\$0	\$0	\$0	\$7,075,018	\$0	\$0	\$7,075,018	570.201(e)	LMC	Local jurisdiction (City) & not-for-profits	people	6,600	6,600	1/1/13	12/31/13	Help develop youth	
Battered and Abused Spouses	Human Services Family Violence Prevention Initiative (FVPI)	DFSS	Non-homeless Special Needs	SL1.8	Funds will be used to provide case management, counseling, court advocacy, legal services, supervised child visitation and safe exchange services to survivors of domestic violence.	Suitable Lvg Environ	Availability/ Accessibility	CDBG Eligible Census Tracts	05G	\$2,087,811	\$0	\$0	\$0	\$2,087,811	\$0	\$0	\$2,087,811	570.201(e)	LMC	Local jurisdiction (City) & not-for-profits	people	2,778	2,778	1/1/13	12/31/13	Address human needs	
Battered and Abused Spouses	Human Services Economic Stabilization (FVPI)	DFSS	Non-homeless Special Needs	EO1.2	Funds will be used to provide financial literacy and career services	Economic Opportunity	Availability/ Accessibility	CDBG Eligible Census Tracts	05G	\$173,000	\$0	\$0	\$0	\$173,000	\$0	\$0	\$173,000	570.201(e)	LMC	Local jurisdiction (City) & not-for-profits	people	303	303	1/1/13	12/31/13	Address human needs	
Human Services	Human Services Emergency Food Box Program	DFSS	Public Services	SL1.9	Funds will be used to provide emergency food boxes and infant formula for those in need.	Suitable Lvg Environ	Availability/ Accessibility	CDBG Eligible Census Tracts	05W	\$256,000	\$0	\$0	\$0	\$256,000	\$0	\$0	\$256,000	570.201(e)	LMC	Local jurisdiction (City) & not-for-profits	people	12,900	12,900	1/1/13	12/31/13	Address human needs	
Human Services	Human Services Food Supply Homeless Shelter	DFSS	Public Services	SL1.9	Funds will be used to provide food to homeless shelters.	Suitable Lvg Environ	Availability/ Accessibility	CDBG Eligible Census Tracts	05W	\$600,000	\$0	\$0	\$0	\$600,000	\$0	\$0	\$600,000	570.201(e)	LMC	Local jurisdiction (City) & not-for-profits	people	16,000	16,000	1/1/13	12/31/13	Address human needs	
Human Services	Homeless Outreach and Engagement Programs	DFSS	Public Services	SL1.10	Funds will be used for targeted outreach and engagement including assessment of homeless (especially unsheltered) individuals and youth.	Suitable Lvg Environ	Availability/ Accessibility	CDBG Eligible Census Tracts	5	\$735,281	\$0	\$0	\$0	\$735,281	\$0	\$0	\$735,281	570.201(e)	LMC	Local jurisdiction (City) & not-for-profits	people	1,835	1,835	1/1/13	12/31/13	Address human needs	
Human Services	Homeless Services	DFSS	Public Services	SL1.11	Funds will be used to address the emergency shelter and transitional housing needs of homeless persons.	Suitable Lvg Environ	Availability/ Accessibility	CDBG Eligible Census Tracts	03T	\$7,405,489	\$0	\$0	\$0	\$7,405,489	\$0	\$0	\$7,405,489	570.201(e)	LMC	Local jurisdiction (City)	people	4,336	4,336	1/1/13	12/31/13	Address human needs	
Employment Training	Workforce Services	DFSS	Public Services	EO1.3	Funds will be used for Industry Specific Customized Training and Placement (Employment) Services.	Suitable Lvg Environ	Availability/ Accessibility	CDBG Eligible Census Tracts	05H	\$3,347,636	\$0	\$0	\$0	\$3,347,636	\$0	\$0	\$3,347,636	570.201(e)	LMC	Local jurisdiction (City) & not-for-profits	people	1,250	1,250	1/1/13	12/31/13	Provide employment related services	
Senior Services	Home Delivered Meals	DFSS	Non-homeless Special Needs	SL1.12	Funds will be used to provide nutritious meals to frail, homebound elderly persons, 60 years of age or older who have no support system in place to assist them in shopping for or preparing meals.	Suitable Lvg Environ	Availability/ Accessibility	CDBG Eligible Census Tracts	05A	\$1,135,003	\$0	\$0	\$0	\$1,135,003	\$0	\$0	\$1,135,003	570.201(e)	LMC	Local jurisdiction (City) & not-for-profits	people	1,001	1,001	1/1/13	12/31/13	Help seniors	
Senior Services	Intensive Case Advocacy and Support Assistance	DFSS	Non-homeless Special Needs	SL1.12	Funds will be used to provide in home intensive case advocacy and support to identified at-risk, neglected seniors.	Suitable Lvg Environ	Availability/ Accessibility	CDBG Eligible Census Tracts	05A	\$497,500	\$0	\$0	\$0	\$497,500	\$0	\$0	\$497,500	570.201(e)	LMC	Local jurisdiction (City) & not-for-profits	people	1,444	1,444	1/1/13	1/1/13	Help seniors	
Handicapped Services	Disability Resources	MOPD	Non-homeless Special Needs	SL1.13	Funds will be used to assist people with disabilities in identifying and obtaining available services.	Suitable Lvg Environ	Availability/ Accessibility	CDBG Eligible Census Tracts	05B	\$1,115,305	\$0	\$0	\$0	\$1,115,305	\$0	\$0	\$1,115,305	570.201(e)	LMC	Local jurisdiction (City)	people	24,000	24,000	1/1/13	12/31/13	Help persons w. disabilities	
Handicapped Services	Independent Living for Disabled Persons	MOPD	Non-homeless Special Needs	SL1.13	Support services such as case management, independent living skills training, personal assistance/ homemaker services, and assistive technology assessments and equipment, for qualified persons with disabilities.	Suitable Lvg Environ	Availability/ Accessibility	CDBG Eligible Census Tracts	05B	\$599,932	\$0	\$0	\$0	\$599,932	\$0	\$0	\$599,932	570.201(e)	LMC	Local jurisdiction (City) & not-for-profits	people	250	250	1/1/13	12/31/13	Help persons w. disabilities	
Fair Housing	Fair Housing	CHR	Public Services	DH1.8	Investigate, mediate and adjudicate fair housing complaints.	Decent Hsg	Availability/ Accessibility	CDBG Eligible Census Tracts	05J	\$863,473	\$0	\$0	\$0	\$863,473	\$0	\$0	\$863,473	570.201(e)	LMA	Local jurisdiction (City)	people	70	70	1/1/13	12/31/13	Ensure all citizens have equal access to housing	
Public Services Subtotal										\$34,839,174				\$34,839,174			\$34,839,174										

2013 DRAFT ACTION PLAN

STRATEGIC PLAN

Program Name	Action Plan Title	Dept.	Priority Need Category	Specific Obj. #	Description	Objective Categ.	Outcome Categ.	Location	HUD Matrix Code	CDBG \$	ESG \$	HOME \$	HOPWA \$	TOTAL CPD Formula \$	Prior Formula \$	Other \$	TOTAL \$	CDBG Cit. CFR	24 CDBG Natl Obj.	Type of Recipient	Performance Indicator	Annual Units	Units upon completion of Annual Program	Start Date	End Date	Primary Purpose		
General Program Administration	Budget & Management	OBM	P/A	4.1	Overall planning and support, incl grant monitoring, fiscal management, training, compliance, preparation of ConPlan, Action Plan and CAPER for HUD submission.	Ping/ Admin	Ping/ Admin	CDBG Eligible Census Tracts	21A	\$1,042,906	\$0	\$0	\$0	\$1,042,906	\$0	\$0	\$1,042,906	570.205 / 206	NA	Local jurisdiction (City)	NA	NA	NA	1/1/13	12/31/13	Planning & Administration		
General Program Administration	Comptroller - Grant and Project Accounting	DOF	P/A	4.1	Grant monitoring, fiscal management and compliance.	Ping/ Admin	Ping/ Admin	CDBG Eligible Census Tracts	21A	\$1,482,256	\$0	\$0	\$0	\$1,482,256	\$0	\$0	\$1,482,256	570.205 / 206	NA	Local jurisdiction (City)	NA	NA	NA	1/1/13	12/31/13	Planning & Administration		
General Program Administration	Public Health	DPH	P/A	4.1	Grant monitoring, contract management, compliance.	Ping/ Admin	Ping/ Admin	CDBG Eligible Census Tracts	21A	\$1,273,479	\$0	\$0	\$0	\$1,273,479	\$0	\$0	\$1,273,479	570.205 / 206	NA	Local jurisdiction (City)	NA	NA	NA	1/1/13	12/31/13	Planning & Administration		
Public Information	Communications and Outreach	HED	P/A	4.1	Planning and administration for communications and outreach for CDBG programs in HED.	Decent Hsg	Ping/ Admin	CDBG Eligible Census Tracts	21C	\$550,908	\$0	\$0	\$0	\$550,908	\$0	\$0	\$550,908	570.205/206	NA	Local jurisdiction (City)	NA	NA	NA	1/1/13	12/31/13	Planning & Administration		
General Program Administration	Finance and Administration	HED	P/A	4.1	Overall administration and operational support for CDBG programs in HED.	Ping/ Admin	Ping/ Admin	CDBG Eligible Census Tracts	21A	\$3,665,185	\$0	\$0	\$0	\$3,665,185	\$0	\$0	\$3,665,185	570.205 / 206	NA	Local jurisdiction (City)	NA	NA	NA	1/1/13	12/31/13	Planning & Administration		
General Program Administration	Housing Preservation	HED	Owner Occ Hsg/Rental Hsg	4.1	Support housing preservation in low/mod income areas.	Suitable Lvg Environ	Sustainability	CDBG Eligible Census Tracts	14H	\$635,041	\$0	\$0	\$0	\$635,041	\$0	\$0	\$635,041	570.205 / 206	NA	Local jurisdiction (City)	NA	NA	NA	1/1/13	12/31/13	Planning & Administration		
General Program Administration	Department of Family & Support Services	DFSS	P/A	4.1	Grant monitoring, contract management, compliance.	Ping/ Admin	Ping/ Admin	CDBG Eligible Census Tracts	21A	\$1,552,222	\$0	\$0	\$0	\$1,552,222	\$0	\$0	\$1,552,222	570.205 / 206	NA	Local jurisdiction (City)	NA	NA	NA	1/1/13	12/31/13	Planning & Administration		
Public Information	Human Relations Education, Outreach & Intergroup Relations	CHR	P/A	4.1	Mediate community tensions, assist victims of hate crimes, provide human relations workshops	Ping/ Admin	Ping/ Admin	CDBG Eligible Census Tracts	21D	\$366,089	\$0	\$0	\$0	\$366,089	\$0	\$0	\$366,089	570.205 / 206	NA	Local jurisdiction (City)	NA	NA	NA	1/1/13	12/31/13	Planning & Administration		
General Program Administration	Mayor's Office for People with Disabilities	MOPD	P/A	4.1	Grant monitoring, contract management, compliance.	Ping/ Admin	Ping/ Admin	CDBG Eligible Census Tracts	21A	\$404,908	\$0	\$0	\$0	\$404,908	\$0	\$0	\$404,908	570.205 / 206	NA	Local jurisdiction (City)	NA	NA	NA	1/1/13	12/31/13	Planning & Administration		
General Program Administration	Department of Law	DOL	P/A	4.1	Grant monitoring, contract management, compliance.	Ping/ Admin	Ping/ Admin	CDBG Eligible Census Tracts	21A	\$93,636	\$0	\$0	\$0	\$93,636	\$0	\$0	\$93,636	570.205 / 206	NA	Local jurisdiction (City)	NA	NA	NA	1/1/13	12/31/13	Planning & Administration		
General Program Administration	Fleet and Facility Management	FFM	P/A	4.1	Environmental compliance.	Ping/ Admin	Ping/ Admin	CDBG Eligible Census Tracts	21A	\$137,285	\$0	\$0	\$0	\$137,285	\$0	\$0	\$137,285	570.205 / 206	NA	Local jurisdiction (City)	NA	NA	NA	1/1/13	12/31/13	Planning & Administration		
Planning/Administration Subtotal										\$11,203,915				\$11,203,915			\$11,203,915											
TOTAL CDBG FUNDING										\$81,591,000				\$81,591,000			\$81,591,000											
EMERGENCY SOLUTIONS GRANT																												
Emergency Shelter		DFSS	Homeless	SL1.14	Funds are used for major rehabilitation, conversion or renovation of a building to serve as a homeless shelter, supportive services for the homeless and shelter operations.	Suitable Lvg Environ	Availability/ Accessibility	CDBG Eligible Census Tracts	03C	\$0	\$3,939,600	\$0	\$0	\$3,939,600	\$0	\$3,939,600	\$7,879,200		NA	Local jurisdiction (City)	people	900	900	1/1/13	12/31/13	Prevent homelessness and Help the homeless		
Homeless Prevention		DFSS	Non-Homeless	SL2.1	Funds used for housing relocation and stabilization services and short-and/or medium-term rental assistance as necessary to prevent individuals and families from becoming homeless.	Suitable Lvg Environ	Affordability	CDBG Eligible Census Tracts	05Q	\$0	\$853,580	\$0	\$0	\$853,580	\$0	\$853,580	\$1,707,160		NA	Local jurisdiction (City)	people	410	410	1/1/13	12/31/13	Prevent homelessness		
Rapid Re-Housing		DFSS	Homeless	SL1.14	Funds are used for housing relocation and stabilization services and short-and/or medium-term rental assistance as necessary to help individuals and families living in shelters or in places not meant for human habitation move as quickly as possible into permanent housing and achieve stability in that housing.	Suitable Lvg Environ	Availability/ Accessibility	CDBG Eligible Census Tracts	03T	\$0	\$1,280,370	\$0	\$0	\$1,280,370	\$0	\$1,280,370	\$2,560,740		NA	Local jurisdiction (City)	people	219	219	1/1/13	12/31/13	Help the homeless		
Direct Administrative Costs		DFSS	P/A	4.1	Overall planning and administration support for ESG programs in DFSS	Ping/ Admin	Ping/ Admin	CDBG Eligible Census Tracts	21A	\$0	\$492,450	\$0	\$0	\$492,450	\$0	\$492,450	\$984,900		NA	Local jurisdiction (City)	NA	NA	NA	1/1/13	12/31/13	Planning & Administration		
TOTAL ESG FUNDING										\$6,566,000				\$6,566,000			\$6,566,000	\$13,132,000										
HOUSING OPPORTUNITIES FOR PERSONS WITH AIDS																												
Rental Assistance		DPH	Homeless Special Needs HIV/AIDS	DH2.4	Funds various housing needs for HIV/AIDS positive clients.	Decent Hsg	Affordability	CDBG Eligible Census Tracts	31	\$0	\$0	\$0	\$1,938,974	\$1,938,974	\$0	\$0	\$1,938,974		NA	Local jurisdiction (City)	people	547	547	1/1/13	12/31/13	Help persons HIV/AIDS		
Community Residences Operating Support		DPH	Homeless Special Needs HIV/AIDS	DH2.4	Operating support to organizations serving people with HIV/AIDS.	Decent Hsg	Affordability	CDBG Eligible Census Tracts	31	\$0	\$0	\$0	\$3,465,549	\$3,465,549	\$0	\$0	\$3,465,549		NA	Local jurisdiction (City)	people	492	492	1/1/13	12/31/13	Help persons w.HIV/AIDS		
Housing Information Services/Advocacy		DPH	Non-Homeless Special Needs HIV/AIDS	SL1.15	Support efforts to ensure adequate supply of accessible, affordable housing to persons with HIV/AIDS; incl. Resource identification, legal services, and entitlement advocacy.	Suitable Lvg Environ	Availability/ Accessibility	CDBG Eligible Census Tracts	31	\$0	\$0	\$0	\$1,022,941	\$1,022,941	\$0	\$0	\$1,022,941		NA	Local jurisdiction (City)	people	448	448	1/1/13	12/31/13	Help persons w.HIV/AIDS		
Direct Administrative Costs		DPH	P/A	4.1	Overall planning and administration support for HOPWA programs.	Ping/ Admin	Ping/ Admin	CDBG Eligible Census Tracts	31	\$0	\$0	\$0	\$192,536	\$192,536	\$0	\$0	\$192,536		NA	Local jurisdiction (City)	NA	NA	NA	1/1/13	12/31/13	Planning & Administration		
TOTAL HOPWA FUNDING													\$6,620,000	\$6,620,000			\$6,620,000											
HOME INVESTMENT PARTNERSHIP GRANT																												
Multi-Family Loan Program		HED	Rental Hsg	DH2.6	Low interest loans for multi-family rehab, new construction, and related site improvements, to increase the stock of affordable rental housing.	Decent Hsg	Affordability	CDBG Eligible Census Tracts	22	\$0	\$0	\$12,383,617	\$0	\$12,383,617	\$61,782,844	\$374,000	\$74,540,461		NA	Local jurisdiction (City)	units	680	680	1/1/13	12/31/13	Provide affordable housing		
Home Buyers Assistance		HED	Owner Occ Hsg	DH2.7	Purchase price and down payment assistance to qualified eligible home buyers.	Decent Hsg	Affordability	CDBG Eligible Census Tracts	13	\$0	\$0	\$160,000	\$0	\$160,000	\$0	\$0	\$160,000		NA	Local jurisdiction (City)	households	20	20	1/1/13	12/31/13	Home ownership		
HOME Program Administration		HED	P/A	4.1	Overall planning and administration support for HOME programs in HED.	Ping/ Admin	Ping/ Admin	CDBG Eligible Census Tracts	22	\$0	\$0	\$1,722,616	\$0	\$1,722,616	\$0	\$0	\$1,722,616		NA	Local jurisdiction (City)	NA	NA	NA	1/1/13	12/31/13	Planning & Administration		
Community Housing Development Organizations Reserve		HED	Rental Hsg	DH2.8	Assist developers of housing for persons at or below 50% median income.	Decent Hsg	Affordability	CDBG Eligible Census Tracts	22	\$0	\$0	\$2,583,923	\$0	\$2,583,923	\$0	\$0	\$2,583,923		NA	Local jurisdiction (City)	units	TBD	TBD	1/1/13	12/31/13	Provide affordable housing		
CHDO Operating Assistance		HED	Owner Occ Hsg	DH2.9	Admin/ operating assistance to CHDOs.	Decent Hsg	Affordability	CDBG Eligible Census Tracts	21I	\$0	\$0	\$376,000	\$0	\$376,000	\$0	\$0	\$376,000		NA	Local jurisdiction (City)	units	17 orgs	17 orgs	1/1/13	12/31/13	Provide affordable housing		
TOTAL HOME FUNDING												\$17,226,156		\$17,226,156	\$34,771,419	\$374,000	\$79,383,000											

2013 BUDGET
DRAFT ACTION PLAN

TENANT ASSISTANCE
AND RELOCATION POLICY

TENANT ASSISTANCE AND RELOCATION POLICY

PERMANENT DISPLACEMENT

With respect to lawful residential tenants and homeowner-occupants, businesses and not-for-profit organizations which will be permanently displaced as a direct result of a project that is assisted with federal funds, the following policies apply:

1. Such tenants are eligible for relocation assistance and benefits under the Section 104(d) of the Housing and Community Development Act of 1974 as amended (HDC Act) and the Uniform Relocation and Real Property Acquisition Act (URA).
2. A letter of Eligibility for Relocation benefits, including three comparable units is issued to each lawful tenant to be permanently displaced immediately after the Letter of Intent is sent to the owner of the building.
3. All tenants are provided appropriate advisory services necessary to minimize hardships in adjusting to required permanent or temporary relocation.
4. No lawful occupant is required to move from his/her dwelling or to move his/her business without at least 90 days' advance written notice of the earliest date by which he/she may be required to move.
5. No tenants displaced by rehabilitation activities are denied information, counseling, referrals or other relocation services.
6. No person shall be displaced because of his/her particular race, color, religion, sex, age, disability or national origin.
7. Relocation payments for rental assistance to residential tenants displaced by a HUD-assisted project will be disbursed in periodic installments (other than a lump sum, except when purchasing a replacement home).

RELOCATION PAYMENT—RESIDENTIAL

1. All tenants are eligible to receive reasonable moving expense, either fixed payment based on the number of rooms they occupied or moving expense payment to cover the actual reasonable cost to move.
2. If a residential tenant meets the URA requirements, he/she may be eligible for a rental assistance payment or a down payment assistance payment.

RELOCATION PAYMENT—NON-RESIDENTIAL

1. Payment for actual reasonable moving and related expenses include storage up to one year and up to \$10,000 reestablishment expenses payment, if applicable.
2. Fixed payment in lieu of a payment for actual reasonable moving and related expenses for businesses, farms and not-for-profit organizations. Fixed payment may not be less than \$1,000 nor more than \$20,000.

TEMPORARY DISPLACEMENT (REHABILITATION PROJECT)

1. When necessary or appropriate, residential tenants who will not be required to move permanently may be required to relocate temporarily for the project. All conditions of temporary relocation must be reasonable.

At a minimum, the tenant shall be provided:

- a. Reimbursement for all reasonable out-of-pocket expenses incurred in connection with the temporary relocation, including the cost of moving to and from the temporarily occupied housing and any increase in monthly rent/utility costs at such housing.

TENANT ASSISTANCE AND RELOCATION POLICY

- b. Reasonable advance written notice of (a) the date and approximate duration of the temporary relocation; (b) the address of the suitable, decent, safe and sanitary dwelling to be made available for the temporary period; (c) the terms and conditions under which the tenant may lease and occupy a suitable, decent, safe and sanitary dwelling in the building/complex upon completion of the project; and (d) the provisions of Paragraph 2-4b (1).
- 2. The temporary relocation will not exceed 12 months in duration as referenced in the URA and Section 104(d).
- 3. If the new dwelling unit is not ready for occupancy within the 12-month period, the tenant will be deemed “permanently displaced” as defined under the Uniform Act, and will become eligible for relocation assistance and advisory services.
- 4. Owners are responsible for payments and services in the case of temporary and perma-

nent displacement costs, which therefore may be included in project cost as cited in 24 CFR part 511.10 (g) (1) (IV).

SECTION 8 CERTIFICATE AND VOUCHERS

- 1. Lawful tenants occupying units to be rehabilitated will be screened to determine their eligibility for Section 8 existing housing choice vouchers.
- 2. Tenants are given assistance in completing any required application forms, which must be submitted to determine eligibility for Section 8 housing choice vouchers.
- 3. Eligible tenants already living in the properties targeted for rehabilitation can use these housing choice vouchers to help pay the rent in their rehabilitated unit, or to move to another comparable, decent, safe and sanitary unit if they are involuntarily displaced.

2013 BUDGET
DRAFT ACTION PLAN

MONITORING

MONITORING

This section outlines the standards and procedures the City of Chicago will use to monitor federal resources received directly from HUD. In addition, procedures have been established to track the development of affordable housing by outside agencies that utilize federal housing resources.

Overall resource management for the City of Chicago is the responsibility of the Office of Budget and Management (OBM). It oversees the administration of all grant funds received by the City. Annually, the Mayor presents and the City Council approves, the allocation of these resources to individual departments. Once resources are delegated for a specific purpose, the designated department (i.e., HED, DPH) is responsible for approving the disbursement of funds and for project monitoring. OBM provides continuing assistance and guidance to City departments in various aspects of grants management and program compliance.

PROGRAMMATIC/FISCAL MONITORING

Each department allocates the resources received in accordance with the approved uses of the funds. Contracts, agreements, and loan documents with program participants incorporate the services and activities to be completed, the compliance requirements, and the specific conditions under which funds may be released.

Within each department, designated staff are responsible for monitoring compliance with applicable federal, state, and city regulations. These monitoring activities include but are not limited to the following tasks: 1) review of a recipient's capacity to complete the activities identified; 2) loan underwriting to determine eligible and reasonable costs; 3) preconstruction conferences with developers and contractors; 4) on-site construction inspections; 5) verification and certification of initial occupancy (income, assets, rent levels); 6) ongoing review of services provided; 7) financial management; 8) environmental review; 9) Davis Bacon; 10) Section 3 (review of certified payrolls and on-site visits); 11) accessibility; 12) Minority Business Enterprises (MBE) and Women Business Enterprises (WBE); and 13) owner's certifications (general compliance requirements for affordable housing), as required under certain programs.

The City Comptroller's Office is the fiscal agent of the City of Chicago. This office is divided into several divisions according to functions, responsibilities, and funding sources. Grants and Project Accounting is one of the City Comptroller's divisions. Its primary function is to provide fiscal and other technical services necessary to support Federal and State grant programs.

ADDITIONAL MONITORING

City of Chicago Internal Audit has developed and implemented a system of preventive and detective internal controls to ensure that delegate agencies are in compliance with Federal regulations and City contract terms, and to assist the departments in determining whether the delegate agencies are fiscally sound. Internal Audit assists operating/funding departments by performing monitoring of delegate agencies in several ways: A-133 Single Audit Report Reviews; Agreed-Upon Monitoring Procedures; A-122 Voucher Documentation Audits; and Training. In 2011, City of Chicago Internal Audit was transferred from the Office of Compliance to the Comptroller's Office.

REVIEW OF DELEGATE AGENCY OMB CIRCULAR A-133 (SINGLE AUDIT) REPORTS

As part of the City's subrecipient monitoring policy, Internal Audit reviews all delegate agency OMB Circular A-133 reports pursuant to the requirements of the Circular. If any problems are noted with the audit report, Internal Audit will request the agency have its audit firm correct the problems. Internal Audit may request management decisions from the departments regarding findings identified in the A-133 reports. In addition, if any problems or concerns are noted as a result of performing agreed-upon procedures Internal Audit requests of the delegate agency a plan for resolving the issues.

AGREED-UPON AUDIT PROCEDURES

In order to monitor delegate agencies that fall below the dollar threshold requiring an A-133 audit, the City developed and implemented agreed-upon procedures to monitor the internal controls and fiscal operations of delegates that expend between \$50,000 and \$500,000 in Federal funds. In certain cases, agreed-

MONITORING

upon procedures may be performed for delegates expending more than \$500,000 in Federal funds or considered high-risk agencies. Testing is performed at the delegate agencies by outside independent auditors in agreed-upon areas. At the conclusion of the agreed-upon procedures field work, the auditors will issue a report detailing any findings. The delegate agency is informed of the findings and will be required to submit a corrective action plan to cure the findings within thirty (30) days of receipt of the report. All reports and findings will be communicated by Internal Audit to the respective City lead department for continued follow-up in future monitoring visits to the agency.

VOUCHER DOCUMENTATION AUDITS (POST-PAYMENT)

Internal Audit developed a system for sampling and auditing delegate agency reimbursement vouchers. For selected delegate agency vouchers, Internal Audit requests complete supporting documentation, including invoices, canceled checks (front and back), payroll records, leases, etc. This documentation is audited for compliance with applicable federal, state, and city regulations and for compliance with the budget and terms of the delegate agency contract with the City. Should any noncompliant expenditures be found, the agency is required to reimburse the City for these costs. If the delegate agency does not respond to the City's requests, as a last resort, a hold is placed on the future reimbursements of the delegate agency from the City.

TRAINING

Upon request, Internal Audit provides training sessions to the City's delegate agencies and funding departments. These training sessions cover various fiscal and administrative topics. The training sessions are a resource to help the delegate agencies establish or maintain proper accounting policies and procedures in order to assist the agencies in improving their internal controls as well as effectiveness and efficiency of operations.

MONITORING OF SUBRECIPIENTS

OBM and the City funding departments are responsible for the overall Monitoring of Subrecipients;

Performance Reports; Certificates of Consistency; and Tracking Other Community Development-Related Activities.

Many of the community development activities in Chicago rely on a network of community-based not-for-profit organizations also referred to as delegate agencies. Grant-funded activities range from service providers supplying meals to the elderly or homeless, through community-based organizations completing neighborhood planning projects, to interest-rate write downs on first mortgage financing for single-family purchase/rehabilitation loans. The individual department is responsible for designing a contract that outlines the procedures necessary for the delegate agency to meet all compliance provisions required under the applicable program. OBM and the DOL office assist the departments in assuring that the agreements are complete.

The subrecipients are monitored based on the written objectives and performance measures established in the contract. Subrecipients are required to submit periodic reports outlining progress. Technical assistance is provided by department staff, and site visits are conducted.

PERFORMANCE REPORTS

The City of Chicago began using HUD's Integrated Disbursement and Information System (IDIS) in 1998. It is designed to manage all financial and programmatic information generated by CDBG, ESG, HOME and HOPWA. A Community Development Performance Measurement System was developed under the auspices of HUD. The new Community Planning and Development Outcome Performance Measurement System has been incorporated into IDIS. The City participated in training conducted by HUD and began using the new measurement tool in Fall 2006 as required by HUD. The report contains a summary of resources and programmatic accomplishments, the status of actions taken to implement the strategy contained in the Consolidated Plan, and evaluation of progress made during the year in addressing identified priority needs and objectives.

The City tracks Annual Action Plan anticipated performance outcomes with the Action Plan Strategy Table (Table) that is submitted to HUD. The Table

MONITORING

establishes goals, resources, activities, outputs and an outcome for each project funded. To ensure that outputs and the established outcome are met or exceeded, each City department responsible for programmatic implementation monitors the activity level of staff and sub-grantees. As a result of the monitoring activities, departments determine the effectiveness of programs to meet the need and gather information to improve performance. Furthermore, strategies are implemented as needed to modify activities or increase resources.

OBM is informed by departments of challenges or issues that hinder the progress of activities and the completion of projects. OBM, in partnership with the departments, and, when needed, in consultation with HUD, determines the appropriate next steps to ensure successful performance outputs and outcomes.

CERTIFICATES OF CONSISTENCY

All grant applications that require a Certificate of Consistency with the Consolidated Plan will be reviewed and approved by HED and/or OBM. Utilizing the Consolidated Plan certification process, the Department of Housing and Economic Development will track the submission of requests for, and receipt of, federal funds by these agencies within Chicago. A quarterly report on all activities certified by the City as being in accordance with the plan is prepared by HED in order to inform City staff.

Additionally, HED, utilizing the Federal Register and various grant reports, serves as a centralized information resource on grant opportunities for delegate agencies and not-for-profit and for-profit developers in Chicago. Technical support is provided to prospective applicants

TRACKING OTHER COMMUNITY DEVELOPMENT RELATED ACTIVITIES

The City is currently engaged in discussions with its community and housing partners to establish a meaningful system for tracking production of affordable housing units and other community development activities. HUD assistance is required in the form of reports to the City of awards made within the jurisdiction. Periodic contact with these agencies will attempt to verify completion of the development activities.

SECTION 3

Section 3 of the Housing and Urban Development Act of 1968 requires employment, training and contracting opportunities generated by financial assistance from HUD for housing and community development shall, to the greatest extent feasible, be given to low- and very low-income persons and to businesses that provide economic opportunity for these persons. There are numerical hiring and contracting goals for recipients, contractors and sub-contractors that demonstrate satisfactory efforts to comply with Section 3.

The City of Chicago encourages all recipients of City funds, their contractors and subcontractors to surpass the minimum requirements described above, and to undertake additional efforts to provide economic opportunities for low- and very low-income persons. The City facilitates the referral process for Section 3 residents and businesses to assist not only the entities that do business with the City in their compliance, but also the individuals and businesses that Section 3 seeks to benefit.

MBE/WBE

The City of Chicago assures compliance with Sections 2-92-420 through 2-92-570 of the Municipal Code, which authorizes a minority-owned business procurement program. Certified firms data is updated daily and posted to the City's website every night.

The application process is thorough. Certification is for five years and must be renewed annually through submittal of a "no change" affidavit sent by each vendor. MBE/WBE participation is actively sought on all projects financed with City and/or federal funds. The full project is assessed based on the percentage of participation by MBE/WBE vendors. The requirements apply to all phases of a project, including preconstruction, construction and post construction activities. As a rule, the largest percentage of MBE/WBE participation occurs during construction because this phase generates the greatest dollar value and highest number of skilled jobs. The certified directory enables prospective grantees to contact, request bids from and contract with certified MBEs and WBEs and is utilized as an outreach tool.

Preconstruction meetings are held with all developers and general contractors. City staff discuss all compli-

MONITORING

ance requirements during these meetings, including the Regulatory Agreement requirement of participation by certified MBE and WBE firms.

The City of Chicago (with Procurement Services the as lead agency) regularly reviews the MBE/WBE certification processes and the effect of its utilization. City staff use the directory of certified contracts and/or vendors to determine the MBE/WBE project participation percentages. Additionally, the City monitors participation of minority and women contractors via a semiannual report submitted to HUD.

AFFIRMATIVE MARKETING—HOME PROGRAM

In compliance with the affirmative marketing requirements in 24 CFR 92.351, HED has developed an effective assessment tool that is incorporated into all applications for projects funded under HOME. The primary objectives of these affirmative marketing efforts are to assure that individuals not normally likely to apply (minority and non-minority) know about vacancies, feel welcome to apply, and have the opportunity to rent.

Developers and borrowers must comply with all affirmative marketing requirements established by HED, including:

1. A written affirmative marketing plan that identifies clientele addressed, contracts with community groups and churches, media outreach, etc.
2. Maintaining on-site records indicating steps and/or procedures undertaken to fill vacant units.
3. Maintaining documentation of program eligibility for all tenants and prospective tenants.

HOME RECAPTURE PROVISIONS

Under the Home Investment Partnerships (HOME) Program, if the City uses HOME funds for first-time homebuyer assistance programs, the City must select one of two HUD options for resale or recapture guidelines as required in the Housing and Community Development Act of 1992 and the HOME regulations, Section 92.254.

The purpose of the recapture guidelines is to ensure that the City's HOME activities generate revenue that can be used to assist future homebuyers.

HOME funds are used to provide purchase price assistance to qualified homebuyers under the following City programs:

- New Homes for Chicago.
- Chicago Partnership for Affordable Neighborhoods.
- HomeStart (a program that provides City land to qualified developers for construction of a combination of affordable and market-rate housing).
- Choose to Own (a homebuyers' program for Chicago Housing Authority residents. The affordability period for Choose to Own is 4 years.

Homeowners will be required to contact the Department of Housing and Economic Development (HED) in writing to request resale pre-approval of their affordable unit before an acceptance of a real estate contract for sale. The resale request should include all pertinent details and hardships the City should consider in order to make a determination.

Pre-approval for the resale of the affordable unit will be granted by HED in accordance with the terms of the program indicated on their recapture or resale agreement signed at time of the original purchase, under the specific program (New Homes for Chicago, Chicago Partnership for Affordable units, American Down Payment Assistance, etc.) In order to provide effective and efficient services to all parties involved in an approved resale transaction, the homeowner must follow the closing request procedures outlined by HED.

In the event of a sale of a HOME-assisted property during the affordability period or due to the City finding that the homebuyer unit is not being or has not been used as a principal residence by the buyer, and where net proceeds are sufficient to repay both the City's HOME investment and the homeowner investment, a full repayment of the HOME investment will be required.

If, however, the net proceeds are insufficient to repay both the homeowner's investment and the City's HOME investment, the recapture amount shall be determined on the basis of shared net proceeds, defined as follows:

MONITORING

HOME Investment x Net Proceeds**HOME Investment +****Homeowner Investment**

The affordability period is enforced by a Junior Mortgage.

LONG-TERM MONITORING FOR HOME PROJECTS

In compliance with the requirements in 24 CFR 92.252, the Department of Housing and Economic Development has developed an effective Post-Construction Compliance and Monitoring program.

HED's Long-Term Compliance and Monitoring unit tracks long-term affordability through the Annual Certification process and the site visit process to ensure that residency and income requirements are met, that correct rents are being charged and that the physical conditions do not pose health or safety hazards.

Annual Certifications are required for all multi-family projects. Property managers or owners are required to submit rent, occupancy, lease, and tenant income information to HED.

Site visits are conducted to review both the physical conditions of the building and the record keeping of property managers/owners in person. The frequency of visits to a project is based on the number of HOME-assisted units. For projects containing one to four HOME units, site visits are scheduled once every three years; for projects with 5–24 HOME units, visits are scheduled once every two years; and for projects with 25 or more HOME units, visits are scheduled on an annual basis.

MONITORING HUD PERFORMANCE INDICATORS

The City of Chicago with technical assistance provided by HUD laid the foundation for more accurate performance measurement. OBM in cooperation with respective departments can now develop performance measure indicators for each funded entitlement project, as well as a policies and procedures document to use to monitor performance outcomes. The objective of the policies and procedures document will be to ensure institutional knowledge regarding performance measurement requirements. Where necessary, data collection will be enhanced in order to yield accurate and timely information with which to monitor performance.

It is the City's goal that all performance measures will be monitored and reported in detail, and intermediate milestones will be in place so that any deviation from schedule can be identified early enough to permit corrective action such as management changes and/or reallocation of financial or staff resources.

In addition to monitoring the accomplishment of quantifiable outputs, OBM and the respective departments will track the cost-effectiveness of each program, in dollars per unit of measured output. Programs incurring excessive costs per unit will be subject to review and modification if changes are warranted. Such modifications may include changes in the way projects are managed, in order to improve efficiency and effectiveness; changing performance goals (up or down) if goals are found to be unreasonable; and changing relative priorities between projects, by reallocating staff and/or funds, so that the City and HUD realize optimal results from the available level of investment.

2013 BUDGET
DRAFT ACTION PLAN

PROGRAMS AND
RESOURCE ALLOCATIONS

2013 PROGRAMS AND RESOURCE ALLOCATIONS

COMMUNITY DEVELOPMENT BLOCK GRANT

The Community Development Block Grant (CDBG) supports the planning for and implementation of activities designed to develop viable urban communities by providing decent housing and suitable living environments and expanding economic opportunities, principally for persons of low- and moderate-income. Federal assistance is provided to support the following community development objectives: revitalizing and developing housing and neighborhoods; eliminating isolation of housing available for low-income citizens; providing community facilities and services; historic preservation; energy conservation; economic investment; and promoting neighborhood diversity and vitality.

CDBG is authorized under the Housing and Community Development Act of 1974. CDBG funded programs are operated in four departments and the overall grant is administered for the City of Chicago by the Office of Budget and Management.

EMERGENCY SOLUTIONS GRANT

The HEARTH Act signed into law by President Barack Obama in May 2010 restructured the HUD Emergency Shelter Grant into the new Emergency Solutions Grant (ESG) program. It includes all the provisions of the former Emergency Shelter Grant and also adds several provisions that were enacted through the Homeless Prevention and Rapid Rehousing Program (HPRP) which was part of the American Recovery and Reinvestment Act. The Department of Family and Support Services administers the grant for the City of Chicago.

HOUSING OPPORTUNITIES FOR PERSONS WITH AIDS

The Housing Opportunities for Persons with AIDS (HOPWA) program provides states and smaller jurisdictions with the resources and incentives to devise long-term comprehensive strategies for meeting the housing needs of persons with AIDS. The HOPWA program funded under the Cranston-Gonzalez National Affordable Housing Act and is administered for the City of Chicago by the Department of Public Health.

HOME INVESTMENT PARTNERSHIPS

The HOME Investment Partnerships Program is designed to expand the supply of affordable housing for low-income and very low-income Americans by providing states and participating jurisdictions with tools they need to develop effective partnerships with the public, private and not-for-profit sectors. The HOME program is funded under the Cranston-Gonzalez National Affordable Housing Act and is administered for the City of Chicago by the Department of Housing and Economic Development. HOME funds are utilized in Chicago for purchase price assistance for qualifying first-time homebuyers, loans for construction or rehab of affordable multi-family housing, and operating assistance grants to Community Housing Development Organizations (CHDOs).

2013 BUDGET
DRAFT ACTION PLAN

APPENDIX

OTHER GRANT FUNDING SOURCES

Total grant funds from other sources anticipated to the City for Housing and Community Development in 2013
Excluding CDBG, HOME, ESG and HOPWA which are covered in the 2013 Action Plan.

RECIPIENT DEPARTMENT AND GRANT	ANTICIPATED GRANT AMOUNT
DEPARTMENT OF PUBLIC HEALTH	
Adult Viral Hepatitis Coordinator (AVCH)	\$750,000
AIDS Surveillance and Seroprevalence	\$1,500,000
AIDS Surveillance and Seroprevalence Carryover	\$89,000
Air Pollution Control Program	\$412,000
Bioterrorism Hospital Preparedness Program	\$3,875,000
Bioterrorism Preparedness Response Planning-CDC	\$11,549,602
Birth to Three Assurance Networks/ All Our Kids Early Childhood Networks	\$113,000
Breast & Cervical Cancer Outreach Program	\$900,000
Breast & Cervical Cancer Outreach Program Carryover	\$500,000
Building Epidemiology and Health IT Capacity	\$490,000
Care Van Blue Cross	\$317,000
Care Van Blue Cross - Carry forward	\$175,000
Chicago Dating Matters Initiative	\$565,000
Chicago Family Case Management/ healthy moms/ healthy kids	\$2,300,000
Chicago Family Case Management/ healthy moms/ healthy kids Carryover	\$200,000
Chicago Lead Safe Homes Initiative/ Lead Hazard Reduction Demonstration Program	\$2,985,000
Childhood Lead Poisoning Prevention-IDPH	\$900,000
Community Transformation	\$300,000
Dental Sealant	\$40,000
Dental Sealant Carryover	\$64,000
Diabetes Transitional Research Program	\$176,000
Education/Follow-up Services in Genetics	\$132,000
Educational Seminars Support	\$95,000
Enhanced Comprehensive HIV Prevention Planning	\$742,000
Enhanced Comprehensive HIV Prevention Planning Phase II	\$900,000
Epidemiology & Laboratory Capacity	\$300,000
Hazardous Materials Emergency Preparedness Planning (HMEP)	\$40,000.00
Health Services Program Income	\$7,398,702
Healthy Families Illinois	\$247,000
Healthy Start Initiative/ Elimination Disparities in Perinatal Health	\$925,000
HIV Behavioral Surveillance MSM2	\$1,073,000
HIV Testing and Prevention Project	\$143,000
HIV/AIDS Prevention	\$9,000,000
HIV/AIDS Prevention Carryover	\$900,000
HOPWA Housing and Health Study Program	\$1,488,000
Immunization & Vaccines for Children	\$5,900,000
Immunization & Vaccines for Children Carryover	\$140,000
Immunization Capacity Building	\$1,035,000

OTHER GRANT FUNDING SOURCES

Immunization Infrastructure	\$750,000
Lead Based Paint Hazard Control (Torrens Fund)	\$1,014,000
Local Basic Health Protection	\$2,541,000
Maternal and Child Health Block Grant (MCH)	\$5,018,000
Mental Health - Mental Health Base Grant	\$2,521,000
Minority AIDS Initiative - Targeted Capacity Expansion (MAI-TCE)	\$1,353,000
Morbidity and Risk Behavior Surveillance/Medical Monitoring Project (MMP)	\$497,000
Mosquito Vector Prevention Program (Tire Funds)	\$765,000
NEW Teen Pregnancy Prevention Chicago Public Schools	\$347,000
Public Health Infrastructure Component I (Strengthening)	\$376,000
REACH 2010: Racial/Ethnic Approaches to Comm. Health	\$1,000,000
REACH 2010: Racial/Ethnic Approaches to Comm. Health Carryover	\$163,000
Resource Conservation & Recovery Act-Subtitle D	\$150,000
Ryan White HIV CARE Act: Title I	\$26,232,849
Ryan White HIV CARE Act: Title I Carryover	\$1,200,000
Ryan White HIV CARE Act: Title III HIV Early Intervention	\$503,000
Sexually Transmitted Disease Prevention	\$2,295,000
Sexually Transmitted Disease Prevention Carryover	\$240,000
Solid Waste Management/Enforcement	\$250,000
Solid Waste Management/Enforcement	\$143,000
STD Surveillance Network	\$151,000
Substance Abuse Treatment - IDASA	\$670,000
Summer Food Program	\$114,000
Tanning Facilities Inspections	\$11,000
Tanning Facilities Inspections Carryover	\$10,000
Tattoo and Body Art Piercing Inspection	\$24,000
Tattoo and Body Art Piercing Inspection Carryover	\$23,000
Tobacco Free Communities	\$1,259,000
Tuberculosis Control	\$1,842,000
Underground Storage Tank Inspection	\$550,000
Women, Infants and Children Nutrition (WIC)	\$5,100,000
DEPARTMENT TOTAL	\$115,772,153

MAYOR'S OFFICE FOR PEOPLE WITH DISABILITIES

Access Chicago Support	\$35,000
Amplified Phones Program	\$60,000
Disabled Youth Employment Program	\$50,000
Home Modification Program -Chicago Fund Support	\$180,000
Illustrated Guide to Chapter 18-11 of the Chicago Building Code Carryover	\$25,000
MOPD Special Initiatives Support	\$100,000
Substance Abuse & AIDS Prevention Program for the Deaf and Hard of Hearing	\$314,000
Work Incentive Planning & Assistance Program	\$356,000
DEPARTMENT TOTAL	\$1,120,000

OTHER GRANT FUNDING SOURCES

DEPARTMENT OF FAMILY AND SUPPORT SERVICES

Area Plan on Aging - Older Americans Act- Federal	\$14,914,000
Area Plan on Aging - Older Americans Act- State	\$4,224,000
CHA Family Supportive Services	\$1,500,000
Chicago Domestic Violence Help Line-ICJIA	\$364,000
Community Services Block Grant	\$12,445,000
Community Services Block Grant - Interest Payment	\$442,000
Community Services Block Grant- Recaptured funds	\$4,166,000
Early Head Start	\$6,431,000
Early Head Start Program Supplemental	\$750,000
Elder Abuse and Neglect Pass Thru Grant	\$2,000,000
Emergency Food & Shelter- IDHS	\$4,815,000
Foster Grandparents Program	\$564,000
Foster Grandparents Program Agency Match	\$134,000
Head Start	\$119,495,511
Head Start Supplemental	\$1,000,000
Juvenile Intervention Support Center (JABG CPD Pass Through)	\$92,000
Long Term Care Ombudsman Program - CMP	\$26,000
Long-term Care System Development	\$56,000
Meals on Wheels - Chicago Distribution	\$350,000
Meals on Wheels - Chicago Holiday Meals	\$360,000
Medicare Improvements for Patients and Providers Act 2 (MIPPA 2)	\$144,000
Mentoring for System Involved Youth Carryover	\$34,000
Money Follows the Person LTC Ombudsman	\$33,000
OAA Nutrition Program Income - Home Delivered Meals	\$30,000
OAA Nutrition Program Income-Congregate Meals	\$700,000
OAA Title V/Senior Comm. Service Employment	\$1,005,000
Relatives Raising Children	\$20,000
Resident Services Coordination/Case Mgmt.	\$2,940,000
Safe Havens - Supervised Visitation	\$650,000
Senior Citizens Picnic Support	\$25,000
Senior Companion Agency Match	\$49,000
Senior Companion Project-ACTION	\$297,000
Senior Fitness Program Income	\$210,000
Senior Health Assistance Program/ Circuit Breaker	\$315,000
Senior Health Insurance Program	\$54,000
Senior Medicare Patrol - Cooperative Agreement - Suburban Area Agency on Aging	\$22,000
Senior Program. Private Contributions- Fund 529	\$894,000
Services to Victims of Domestic Violence	\$238,000
Shelter Plus Grant - HUD 2006 Carryover	\$1,561,000
Shelter Plus Grant - HUD 2007 Carryover	\$3,076,000
Shelter Plus Grant - HUD 2008 Carryover	\$806,000
Shelter Plus Grant - HUD 2009 Carryover	\$1,950,000
Shelter Plus Grant - HUD 2010 Carryover	\$380,000
Shelter Plus Grant - HUD 2011	\$11,953,000
Shelter Plus Grant - HUD 2012	\$16,392,000
Site administered Childcare Services - IDHS	\$25,874,321
Special Projects-Generic-Prevention Domestic Violence	\$181,000

OTHER GRANT FUNDING SOURCES

State Foster Grandparents	\$36,000
State Senior Employment Specialist	\$19,000
Summer Food Service	\$1,897,000
Title XX Donated Fund	\$1,101,000
Veterans Directed Home & Community-Based Services Carryover	\$2,276,000
Warming Center Program-Service Tax Trust Fund	\$15,000
DEPARTMENT TOTAL	\$249,305,832

DEPARTMENT OF HOUSING AND ECONOMIC DEVELOPMENT

DEPARTMENT OF HOUSING AND ECONOMIC DEVELOPMENT

Neighborhood Stabilization Program I Carryover	\$2,000,000
Neighborhood Stabilization Program I -Program Income	\$4,500,000
IHDA Trust Fund Rental Housing Support Program	\$10,500,000
Illinois Historic Preservation Agency Fund--Chicago Landmarks Exhibit (2012)	\$24,000
Graham Foundation 2012 - Chicago Landmarks Exhibit	\$20,000
Richard H. Driehaus/MacArthur Foundation 2012 - Chicago Landmarks Exhibit	\$15,000
National Trust Preservation Fund 2012 - CHRS Digitization Grant	\$5,000
Ravenswood Industrial Corridor	\$100,000
IKE Spiegel Lofts and Town Center project	\$5,500,000
CMAP Energy Grant	\$808,000
SunShot Initiative: Rooftop Solar Challenge - Chicago Region SunShot Initiative	\$822,000
Choice Neighborhoods Implementation Grant	\$766,000
IHDA Foreclosure Prevention Program	\$2,260,000
Biedler Campus Park	\$575,000
Chicago Community Trust Small Grants Training	\$25,000
	\$27,920,000

STIMULUS FUNDS

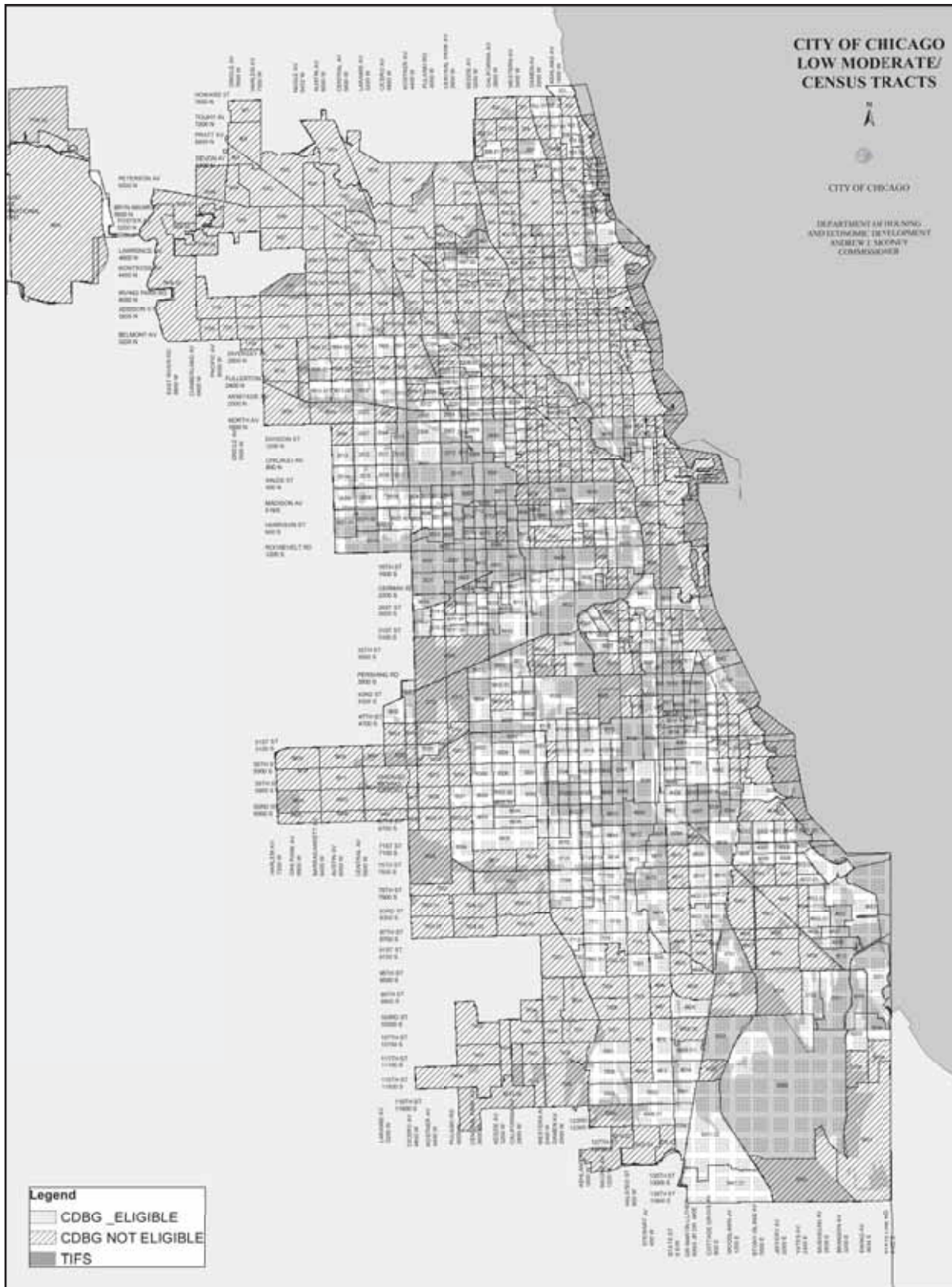
ARRA Neighborhood Stabilization Program 2 Carryover	\$6,000,000.00
ARRA Neighborhood Stabilization Program 2 Program Income	\$3,000,000.00
Neighborhood Stabilization Program 3 (Dodd-Frank Wall Street Reform Bill)	\$13,353,000.00
Neighborhood Stabilization Program 3 (Dodd-Frank Wall Street Reform Bill) Program Income	\$500,000.00
	\$78,693,000

DEPARTMENT TOTAL	\$106,613,000
-------------------------	----------------------

GRAND TOTAL	\$472,810,985
--------------------	----------------------

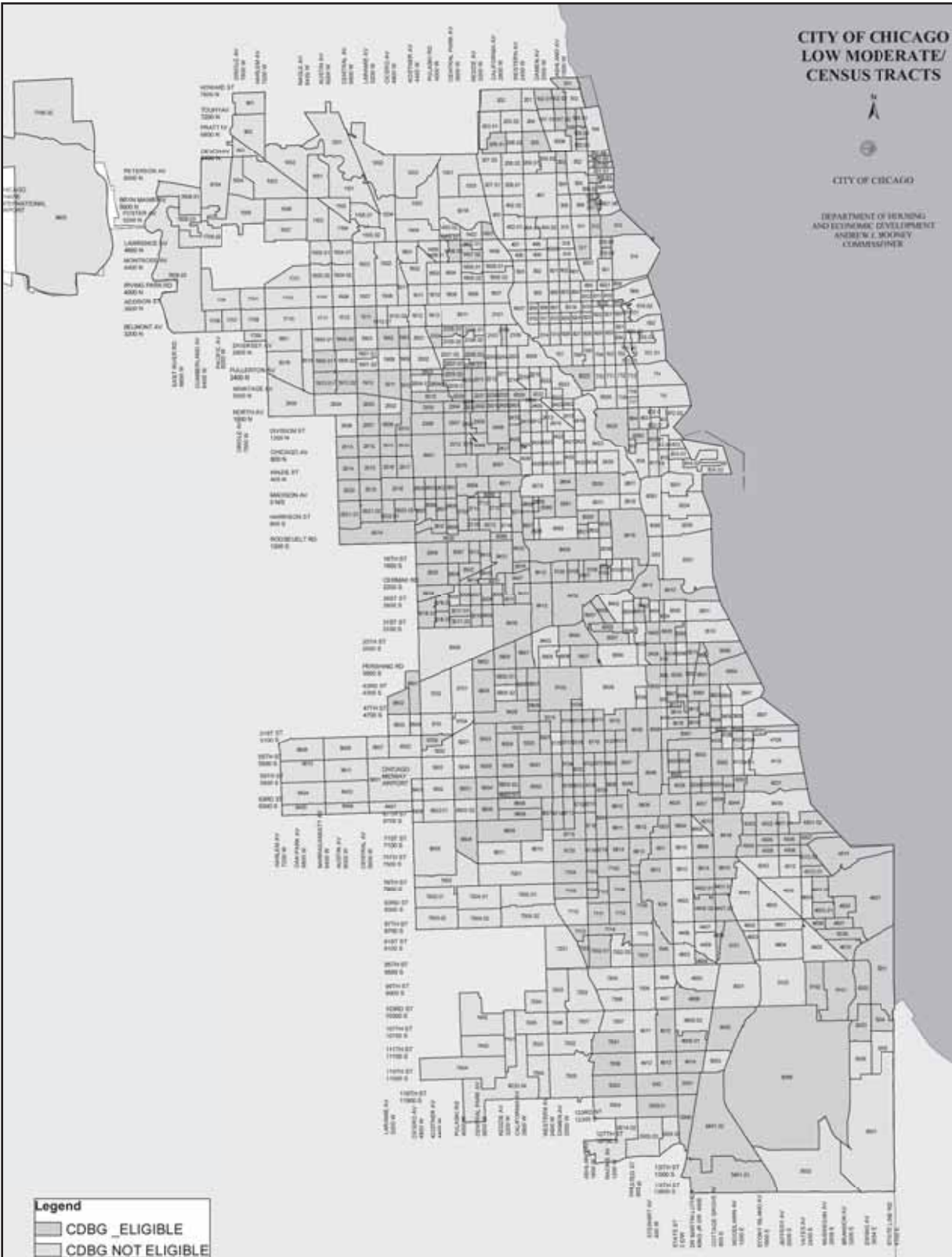
2012 BUDGET ACTION PLAN

LOW AND MODERATE CENSUS TRACTS



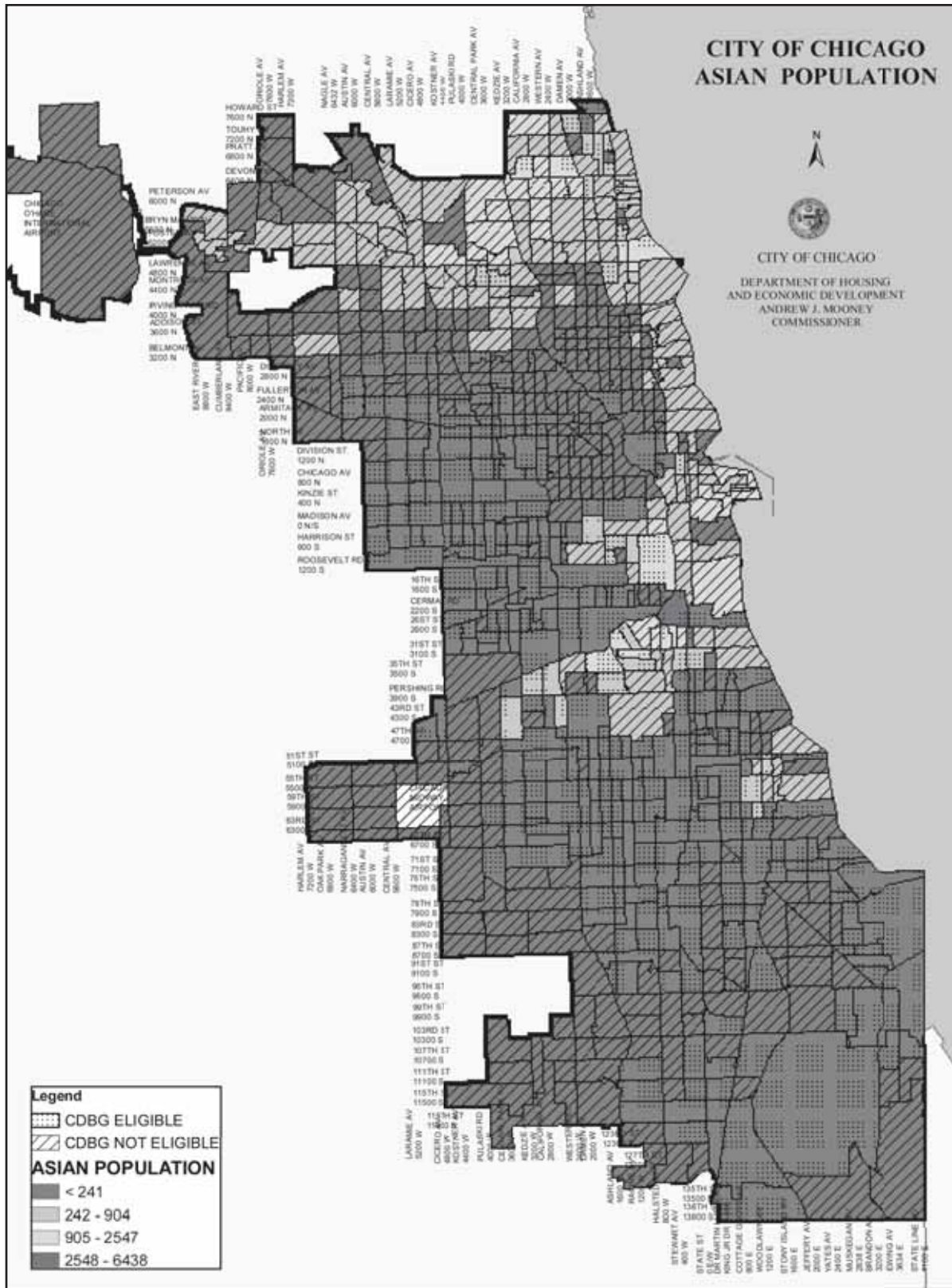
2012 BUDGET ACTION PLAN

LOW AND MODERATE CENSUS TRACTS



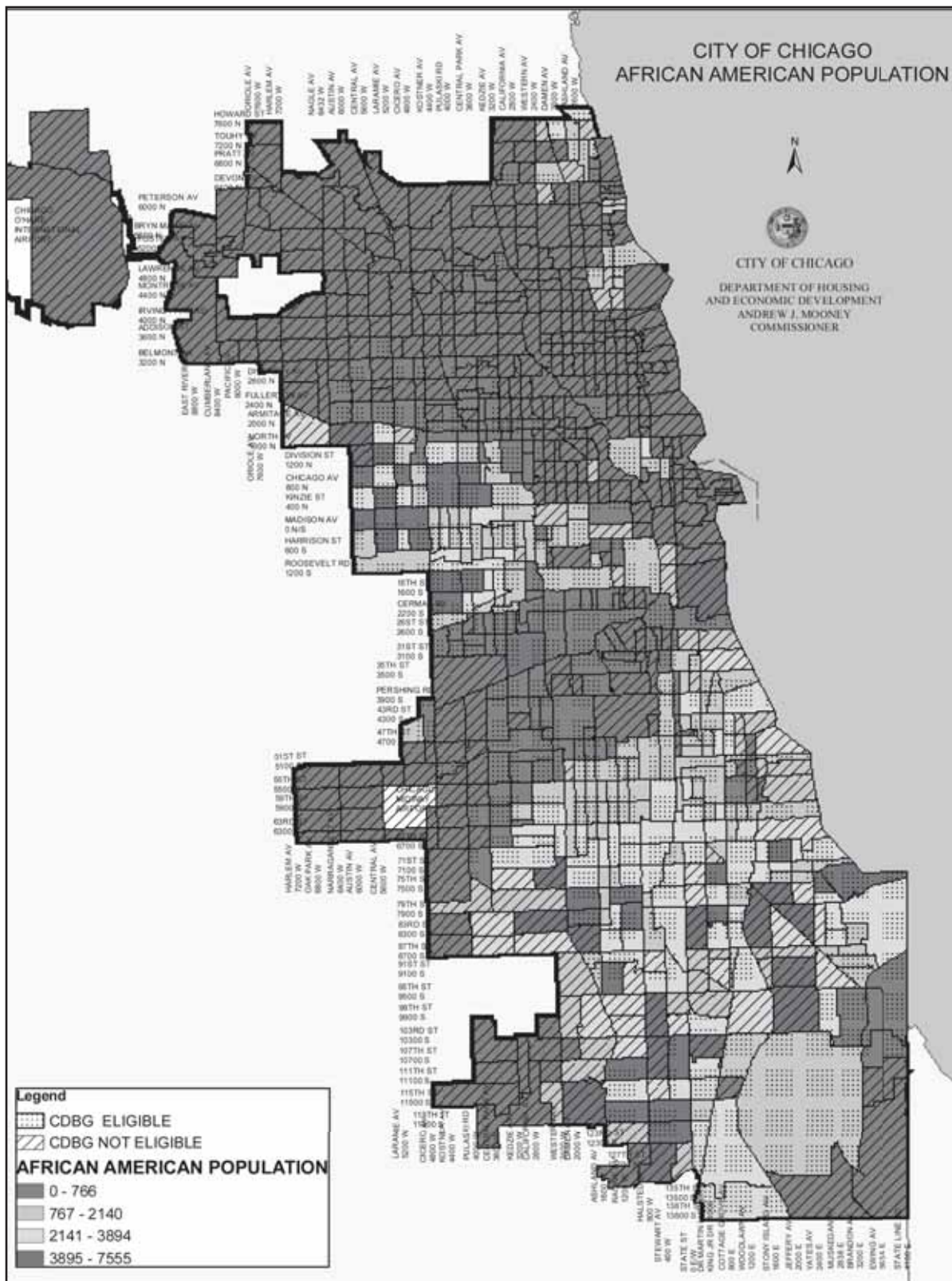
2012 BUDGET ACTION PLAN

2010 CENSUS ASIAN POPULATION

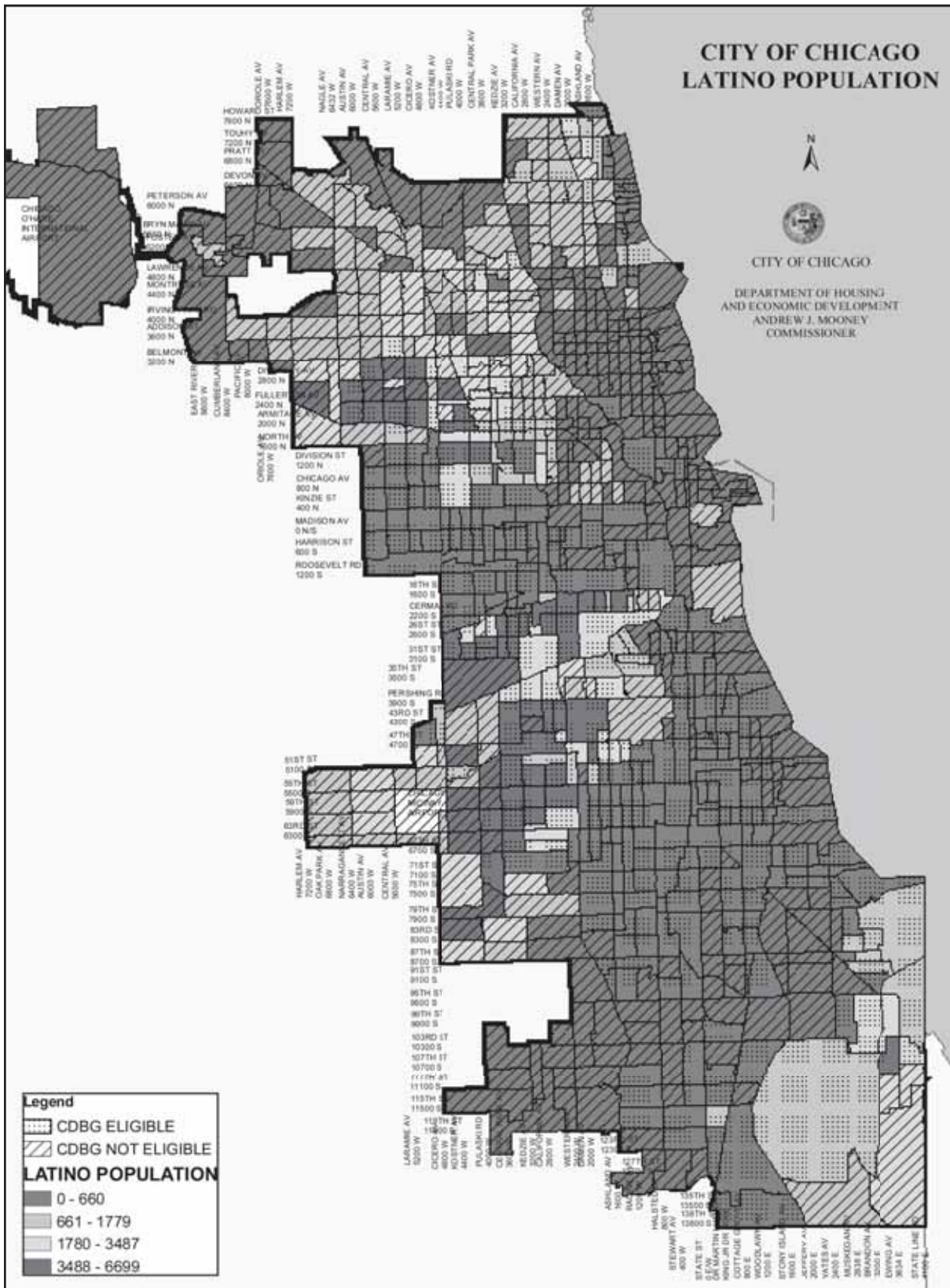


2012 BUDGET ACTION PLAN

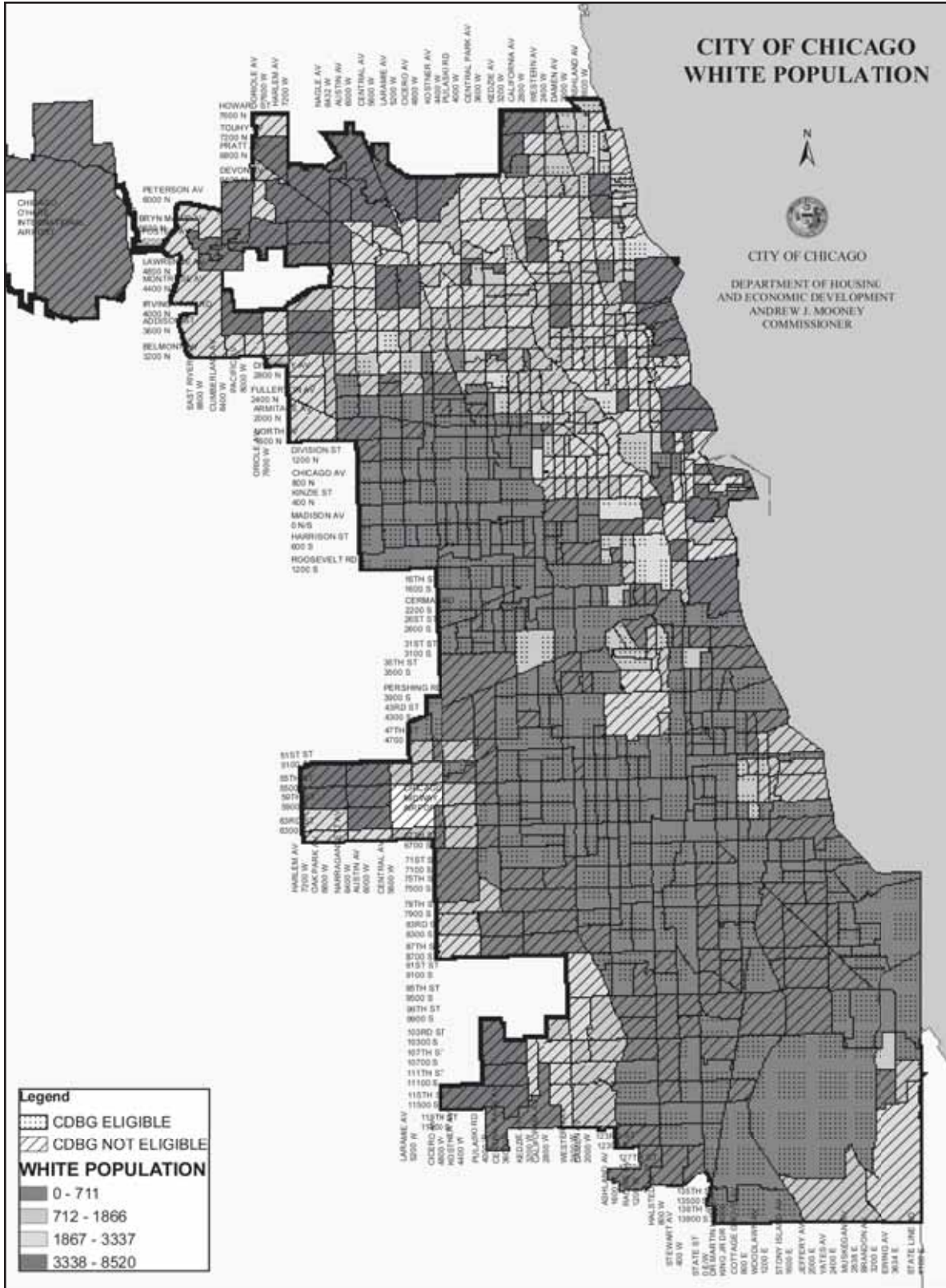
2010 CENSUS BLACK OR AFRICAN AMERICAN POPULATION



2010 CENSUS LATINO POPULATION



2010 CENSUS WHITE POPULATION



2013 BUDGET
DRAFT ACTION PLAN

COMMUNITY DEVELOPMENT
BUDGET RECOMMENDATIONS

Community Development Block Grant Year XXXIX Fund

ESTIMATES OF COMMUNITY DEVELOPMENT BLOCK GRANT FUNDING FOR YEAR 2013 - JANUARY 1, THROUGH DECEMBER 31, 2013

Community Development Block Grant Entitlement	68,280,000	
Reallocation of Unspent Community Development Block Grant Funds from Prior Years	10,511,500	
Heat Receivership Income	300,000	
Revenue Mental Health Clinics	32,000	
Contributions	17,000	
Revenue from Loan Repayments	221,000	
Troubled Buildings Condominium - CDBG-R	1,025,000	
Troubled Buildings Initiative	1,100,000	
Building Board-Ups	100,000	
Multi-Housing Application Fees	4,500	
Total Estimates	\$ <table border="1"><tr><td>81,591,000</td></tr></table>	81,591,000
81,591,000		

*Note: The objects and purposes for which appropriations have been made are designated in the Ordinance by asterisk.

OFFICE OF BUDGET AND MANAGEMENT
Administration and Monitoring

005/1005		Amounts
Code		Appropriated
.0005	Salaries and Wages - on Payroll	471,988
.0015	Schedule Salary Adjustments	1,512
.0039	For the Employment of Students as Trainees	10,000
.0044	Fringe Benefits	181,539
* 2505 .0000	Personnel Services	665,039
.0130	Postage	3,700
.0138	For Professional Services for Information Technology Maintenance For Professional and Technical Services and Other Third Party Benefit	4,072
.0140	Agreements	303,365
.0152	Advertising	5,000
.0157	Rental of Equipment and Services	17,000
.0159	Lease Purchase Agreements for Equipment and Machinery	8,600
.0169	Technical Meeting Costs	5,000
* 2505 .0100	Contractual Services	346,737
.0245	Reimbursement to Travelers	3,000
.0270	Local Transportation	3,000
* 2505 .0200	Travel	6,000
.0348	Books and Related Material	1,630
.0350	Stationery and Office Supplies	3,500
* 2505 .0300	Commodities and Materials	5,130
.9157	For Repayment of Section 108 Loan	2,277,631
* 2505 .9100	Specific Purpose - as Specified	2,277,631
.9438	For Services Provided by the Department of Fleet and Facilities Management	20,000
* 2505 .9400	Specific Purpose - General	20,000
*BUDGET LEVEL TOTAL		\$ 3,320,537

Positions and Salaries		No.	Rate
Code	Positions		
3505	Administration and Monitoring		
1981	Coordinator of Economic Development	2	84,780
1302	Administrative Services Officer II	1	80,916
0366	Staff Assistant - Excluded	1	64,152
0366	Staff Assistant - Excluded	1	63,276
0306	Assistant Director	1	96,456
	Schedule Salary Adjustments		1,512
SECTION TOTAL		6	475,872
DIVISION TOTAL		6	475,872
LESS TURNOVER			2,372
TOTAL			\$ 473,500

Community Development Block Grant Year XXXIX Fund

DEPARTMENT OF FINANCE
Accounting and Financial Reporting

027/1005		Amounts	
<u>Code</u>		<u>Appropriated</u>	
.0005	Salaries and Wages - on Payroll	721,473	
.0015	Schedule Salary Adjustments	5,757	
.0038	Work Study/Co-Op Education	20,000	
.0039	For the Employment of Students as Trainees	20,000	
.0044	Fringe Benefits	287,513	
* 2512 .0000	Personnel Services	1,054,743	
	For Professional and Technical Services and Other Third Party Benefit		
.0140	Agreements	81,113	
.0142	Accounting and Auditing	345,000	
* 2512 .0100	Contractual Services	426,113	
.0348	Books and Related Material	1,400	
* 2512 .0300	Commodities and Materials	1,400	
*BUDGET LEVEL TOTAL		\$ 1,482,256	
Positions and Salaries			
<u>Code</u>	<u>Positions</u>	<u>No.</u>	<u>Rate</u>
	3512 Grant and Project Accounting		
	4512 Fiscal Management, Accounting and Auditing Services		
0665	Senior Data Entry Operator	1	52,740
0187	Director of Accounting	1	99,108
0120	Supervisor of Accounting	1	95,832
0105	Assistant Comptroller	1	104,064
0104	Accountant IV	1	65,424
0103	Accountant III	1	83,640
0103	Accountant III	1	59,268
0102	Accountant II	1	76,524
0101	Accountant I	1	69,300
	Schedule Salary Adjustments		4,653
	SUB-SECTION TOTAL	9	710,553
	SECTION TOTAL	9	710,553
	3515 Internal Audit		
0184	Accounting Technician III	1	45,372
	Schedule Salary Adjustments		1,104
	SECTION TOTAL	1	46,476
	DIVISION TOTAL	10	757,029
	LESS TURNOVER		29,799
	TOTAL		\$ 727,230

DEPARTMENT OF LAW
Legal Services

031/1005		Amounts	
<u>Code</u>		<u>Appropriated</u>	
.0005	Salaries and Wages - on Payroll	66,160	
.0015	Schedule Salary Adjustments	132	
.0044	Fringe Benefits	25,446	
* 2505 .0000	Personnel Services	91,738	
.0130	Postage	37	
	For Professional and Technical Services and Other Third Party Benefit		
.0140	Agreements	1,748	
.0143	Court Reporting	113	
* 2505 .0100	Contractual Services	1,898	
	*BUDGET LEVEL TOTAL	\$ 93,636	
	Positions and Salaries		
<u>Code</u>	<u>Positions</u>	<u>No.</u>	<u>Rate</u>
	3505 CDBG Legal Service		
1617	Paralegal II	1	66,492
	Schedule Salary Adjustments		132
	SECTION TOTAL	1	66,624
	DIVISION TOTAL	1	66,624
	LESS TURNOVER		332
	TOTAL	\$	66,292

Community Development Block Grant Year XXXIX Fund

DEPARTMENT OF LAW
Code Enforcement

031/1005		Amounts
<u>Code</u>		<u>Appropriated</u>
.0005	Salaries and Wages - on Payroll	1,217,876
.0015	Schedule Salary Adjustments	1,783
.0020	Overtime	704
.0044	Fringe Benefits	476,504
* 2515 .0000	Personnel Services	1,696,867
.0130	Postage	4,858
	For Professional and Technical Services and Other Third Party Benefit	
.0140	Agreements	17,371
.0178	Freight and Express Charges	174
* 2515 .0100	Contractual Services	22,403
.0245	Reimbursement to Travelers	868
.0270	Local Transportation	3,015
* 2515 .0200	Travel	3,883
	*BUDGET LEVEL TOTAL	\$ 1,723,153
	*DEPARTMENT TOTAL	\$ 1,816,789

		Positions and Salaries	
<u>Code</u>	<u>Positions</u>	<u>No.</u>	<u>Rate</u>
	3515 Code Enforcement		
1692	Court File Clerk	1	55,212
1692	Court File Clerk	1	52,740
1643	Assistant Corporation Counsel	1	70,380
1643	Assistant Corporation Counsel	1	68,832
1643	Assistant Corporation Counsel	1	66,960
1643	Assistant Corporation Counsel	1	61,980
1643	Assistant Corporation Counsel	2	60,324
1643	Assistant Corporation Counsel	2	57,192
1641	Assistant Corporation Counsel Supervisor - Senior	1	107,748
1641	Assistant Corporation Counsel Supervisor - Senior	1	92,676
1617	Paralegal II	1	66,492
0432	Supervising Clerk	1	63,456
0431	Clerk IV	2	63,456
0308	Staff Assistant	1	68,580
0302	Administrative Assistant II	1	57,828
0302	Administrative Assistant II	1	50,280
	Schedule Salary Adjustments		1,783
	SECTION TOTAL	19	1,246,891
	DIVISION TOTAL	19	1,246,891
	LESS TURNOVER		27,232
	TOTAL		\$ 1,219,659
	DEPARTMENT TOTAL	20	1,313,515
	LESS TURNOVER		27,564
	TOTAL		\$ 1,285,951

DEPARTMENT OF FLEET AND FACILITY MANAGEMENT
Environmental Review

038/1005		Amounts	
<u>Code</u>		<u>Appropriated</u>	
.0005	Salaries and Wages - on Payroll	99,150	
.0044	Fringe Benefits	38,135	
* 2505 .0000	Personnel Services	137,285	
*BUDGET LEVEL TOTAL		\$ 137,285	
Positions and Salaries			
<u>Code</u>	<u>Positions</u>	<u>No.</u>	<u>Rate</u>
	3525 Environmental Review		
2073	Environmental Engineer III	1	99,648
	SECTION TOTAL	1	99,648
	DIVISION TOTAL	1	99,648
	LESS TURNOVER		498
	TOTAL	\$	99,150

Community Development Block Grant Year XXXIX Fund

DEPARTMENT OF PUBLIC HEALTH
Planning and Administration

041/1005		Amounts	
<u>Code</u>		<u>Appropriated</u>	
.0005	Salaries and Wages - on Payroll	110,766	
.0015	Schedule Salary Adjustments	738	
.0044	Fringe Benefits	43,748	
* 2505 .0000	Personnel Services	155,252	
.9651	To Reimburse Corporate Fund for Indirect Expenses	1,118,227	
* 2505 .9600	Reimbursements	1,118,227	
*BUDGET LEVEL TOTAL		\$ 1,273,479	
Positions and Salaries			
<u>Code</u>	<u>Positions</u>	<u>No.</u>	<u>Rate</u>
	3505 Planning and Administration		
0705	Director Public Affairs	1	83,004
0430	Clerk III	1	31,308
	Schedule Salary Adjustments		738
SECTION TOTAL		2	115,050
DIVISION TOTAL		2	115,050
LESS TURNOVER			3,546
TOTAL		\$	111,504

DEPARTMENT OF PUBLIC HEALTH
Lead Poisoning Prevention

041/1005		Amounts
<u>Code</u>		<u>Appropriated</u>
.0005	Salaries and Wages - on Payroll	1,983,050
.0015	Schedule Salary Adjustments	16,637
.0044	Fringe Benefits	768,777
.0091	Uniform Allowance	1,800
* 2555 .0000	Personnel Services	2,770,264
.0181	Mobile Communication Services	20,070
* 2555 .0100	Contractual Services	20,070
.0229	Transportation and Expense Allowance	43,956
* 2555 .0200	Travel	43,956
*BUDGET LEVEL TOTAL		\$ 2,834,290

		Positions and Salaries	
<u>Code</u>	<u>Positions</u>	<u>No.</u>	<u>Rate</u>
	3555 Lead Paint Identification & Abatement		
3753	Public Health Nurse III	1	92,544
3752	Public Health Nurse II	1	96,300
3743	Public Health Aide	1	45,828
3743	Public Health Aide	1	31,308
3429	Case Manager Assistant	1	57,828
3414	Epidemiologist II	1	72,156
2151	Supervising Building/Construction Inspector	1	123,936
2151	Supervising Building/Construction Inspector	1	118,344
2150	Building/Construction Inspector	5	102,960
2150	Building/Construction Inspector	4	98,316
2150	Building/Construction Inspector	2	67,128
0832	Personal Computer Operator II	1	50,280
0665	Senior Data Entry Operator	1	52,740
0665	Senior Data Entry Operator	1	48,048
0430	Clerk III	1	50,280
0302	Administrative Assistant II	2	63,456
	Schedule Salary Adjustments		16,637
	SECTION TOTAL	25	2,025,461
	DIVISION TOTAL	25	2,025,461
	LESS TURNOVER		25,774
	TOTAL		\$ 1,999,687

Community Development Block Grant Year XXXIX Fund

DEPARTMENT OF PUBLIC HEALTH
Family Violence Prevention Initiative

041/1005		Amounts
<u>Code</u>		<u>Appropriated</u>
.0135	For Delegate Agencies	276,373
* 2565 .0100	Contractual Services	<u>276,373</u>
*BUDGET LEVEL TOTAL		\$ 276,373

Family Violence Prevention

ASSOCIATION HOUSE OF CHICAGO	34,622
CHICAGO YOUTH PROGRAMS, INC. - CHILDREN'S MEMORIAL	28,080
ERIE NEIGHBORHOOD HOUSE	27,655
HEARTLAND HUMAN CARE SERVICES, INC.	29,722
HOWARD AREA COMMUNITY CENTER	26,776
SOUTH SIDE HELP CENTER	47,001
TAPROOTS, INC.	41,604
UNITY PARENTING AND COUNSELING, INC.	40,913
PROJECT TOTAL	276,373

DEPARTMENT OF PUBLIC HEALTH
Primary Healthcare for the Homeless

041/1005		Amounts
Code		<u>Appropriated</u>
	.0135 For Delegate Agencies	96,858
* 2566	.0100 Contractual Services	96,858
	*BUDGET LEVEL TOTAL	\$ 96,858
	Homeless Youth Services	
	CHRISTIAN COMMUNITY HEALTH CENTER	50,609
	MCDERMOTT CENTER DBA HAYMARKET CENTER	46,249
	PROJECT TOTAL	96,858

Community Development Block Grant Year XXXIX Fund

DEPARTMENT OF PUBLIC HEALTH
Community Engaged Care

041/1005		Amounts	
<u>Code</u>		<u>Appropriated</u>	
.0005	Salaries and Wages - on Payroll	139,411	
.0044	Fringe Benefits	53,621	
.0091	Uniform Allowance	1,200	
* 2571 .0000	Personnel Services	194,232	
.0125	Office and Building Services	450	
.0130	Postage	500	
.0185	Waste Disposal Services	500	
* 2571 .0100	Contractual Services	1,450	
.0343	X-Ray Supplies	25,000	
* 2571 .0300	Commodities and Materials	25,000	
*BUDGET LEVEL TOTAL		\$ 220,682	
Positions and Salaries			
<u>Code</u>	<u>Positions</u>	<u>No.</u>	<u>Rate</u>
	3571 Community Engaged Care		
3751	Public Health Nurse I	1	87,372
3213	Dental Assistant	1	52,740
SECTION TOTAL		2	140,112
DIVISION TOTAL		2	140,112
LESS TURNOVER			701
TOTAL		\$	139,411

DEPARTMENT OF PUBLIC HEALTH
High Risk Primary Health Care

041/1005		Amounts
<u>Code</u>		<u>Appropriated</u>
.0135	For Delegate Agencies	720,296
* 2597 .0100	Contractual Services	720,296
*BUDGET LEVEL TOTAL		\$ 720,296
HIV Prevention		
ACCESS COMMUNITY HEALTH NETWORK		67,500
CHICAGO HOUSE AND SOCIAL SERVICE AGENCY		67,500
HEARTLAND HUMAN CARE SERVICES, INC.		67,500
HOWARD AREA COMMUNITY CENTER		67,500
PROLOGUE, INC.		67,500
THE NIGHT MINISTRY		67,500
HIV Housing Program		
A SAFE HAVEN FOUNDATION		40,500
ALEXIAN BROTHERS BONAVENTURE HOUSE		40,500
CHICAGO HOUSE AND SOCIAL SERVICE AGENCY		72,694
CHILDREN'S PLACE ASSOC. - W. AUGUSTA BLVD.		49,761
HEARTLAND HUMAN CARE SERVICES, INC.		49,761
UNITY PARENTING AND COUNSELING, INC.		62,080
PROJECT TOTAL		720,296

Community Development Block Grant Year XXXIX Fund

DEPARTMENT OF PUBLIC HEALTH
Mental Health Clinics

This program will be funded with \$32,000 in revenue from mental health clinics. Expenditures will be limited to \$3,682,306 until revenues are received and allotted to the program. The allotment of the funds will be under the direction of the Budget Director.

041/1005		Amounts
Code		Appropriated
.0005	Salaries and Wages - on Payroll	2,579,374
.0015	Schedule Salary Adjustments	10,609
.0044	Fringe Benefits	1,001,843
* 2598 .0000	Personnel Services	3,591,826
	For Professional and Technical Services and Other Third Party Benefit	
.0140	Agreements	100,000
* 2598 .0100	Contractual Services	100,000
.0342	Drugs, Medicine and Chemical Materials	22,480
* 2598 .0300	Commodities and Materials	22,480
	*BUDGET LEVEL TOTAL	\$ 3,714,306
	*DEPARTMENT TOTAL	\$ 9,136,284

		Positions and Salaries	
Code	Positions	No.	Rate
	3577 Mental Health Clinics		
3566	Behavioral Health Assistant	1	63,456
3548	Psychologist	1	99,648
3548	Psychologist	1	86,532
3534	Clinical Therapist III	16	91,224
3534	Clinical Therapist III	2	65,424
0665	Senior Data Entry Operator	1	57,828
0665	Senior Data Entry Operator	1	52,740
0665	Senior Data Entry Operator	1	50,280
0431	Clerk IV	1	63,456
0430	Clerk III	1	50,280
0430	Clerk III	1	43,740
0323	Administrative Assistant III - Excluded	1	60,408
0308	Staff Assistant	1	61,620
0303	Administrative Assistant III	1	76,428
0303	Administrative Assistant III	1	69,648
0303	Administrative Assistant III	3	45,372
0302	Administrative Assistant II	1	55,212
	Schedule Salary Adjustments		10,609
	SECTION TOTAL	35	2,628,433
	DIVISION TOTAL	35	2,628,433
	LESS TURNOVER		38,450
	TOTAL		\$ 2,589,983
	DEPARTMENT TOTAL	64	4,909,056
	LESS TURNOVER		68,471
	TOTAL		\$ 4,840,585

COMMISSION ON HUMAN RELATIONS
Education, Outreach & Intergroup Relations

045/1005		Amounts
Code		<u>Appropriated</u>
	.0005 Salaries and Wages - on Payroll	236,878
	.0015 Schedule Salary Adjustments	2,240
	.0020 Overtime	500
	.0044 Fringe Benefits	91,109
* 2505	.0000 Personnel Services	330,727
	.0130 Postage	1,800
	.0138 For Professional Services for Information Technology Maintenance	8,958
	.0157 Rental of Equipment and Services	7,000
	.0169 Technical Meeting Costs	3,280
* 2505	.0100 Contractual Services	21,038
	.0229 Transportation and Expense Allowance	674
	.0270 Local Transportation	1,200
* 2505	.0200 Travel	1,874
	.0350 Stationery and Office Supplies	2,495
* 2505	.0300 Commodities and Materials	2,495
	.9438 For Services Provided by the Department of Fleet and Facilities Management	9,955
* 2505	.9400 Specific Purpose - General	9,955
*BUDGET LEVEL TOTAL		\$ 366,089

		Positions and Salaries	
Code	Positions	No.	Rate
	3505 Education, Outreach and Intergroup Relations		
3094	Human Relations Specialist II	1	76,428
3094	Human Relations Specialist II	1	65,808
3016	Director of Intergroup Relations and Outreach	1	95,832
	Schedule Salary Adjustments		2,240
SECTION TOTAL		3	240,308
DIVISION TOTAL		<u>3</u>	<u>240,308</u>
LESS TURNOVER			1,190
TOTAL		\$	239,118

Community Development Block Grant Year XXXIX Fund

COMMISSION ON HUMAN RELATIONS
Fair Housing

045/1005		Amounts
<u>Code</u>		<u>Appropriated</u>
.0005	Salaries and Wages - on Payroll	415,858
.0015	Schedule Salary Adjustments	474
.0044	Fringe Benefits	159,949
* 2510 .0000	Personnel Services	576,281
.0130	Postage	1,800
	For Professional and Technical Services and Other Third Party Benefit	
.0140	Agreements	45,000
.0143	Court Reporting	12,500
.0157	Rental of Equipment and Services	1,030
.0190	Telephone - Centrex Billing	5,500
* 2510 .0100	Contractual Services	65,830
.0270	Local Transportation	250
* 2510 .0200	Travel	250
.0350	Stationery and Office Supplies	612
* 2510 .0300	Commodities and Materials	612
.9438	For Services Provided by the Department of Fleet and Facilities Management	500
* 2510 .9400	Specific Purpose - General	500
.9651	To Reimburse Corporate Fund for Indirect Expenses	220,000
* 2510 .9600	Reimbursements	220,000
	*BUDGET LEVEL TOTAL	\$ 863,473
	*DEPARTMENT TOTAL	\$ 1,229,562

		Positions and Salaries	
<u>Code</u>	<u>Positions</u>	<u>No.</u>	<u>Rate</u>
	3510 Fair Housing		
3085	Human Relations Investigator II	3	83,640
3085	Human Relations Investigator II	1	72,156
3015	Director of Human Rights Compliance	1	94,872
	Schedule Salary Adjustments		474
	SECTION TOTAL	5	418,422
	DIVISION TOTAL	5	418,422
	LESS TURNOVER		2,090
	TOTAL		\$ 416,332
	DEPARTMENT TOTAL	8	658,730
	LESS TURNOVER		3,280
	TOTAL		\$ 655,450

MAYOR'S OFFICE FOR PEOPLE WITH DISABILITIES
Administration

This program will be funded with \$17,000 in client contribution revenues. Expenditures will be limited to \$387,908 until revenues are received and allotted to the program. The allotment of the funds will be under the direction of the Budget Director.

048/1005		Amounts
<u>Code</u>		<u>Appropriated</u>
.0005	Salaries and Wages - on Payroll	63,831
.0044	Fringe Benefits	24,551
* 2503 .0000	Personnel Services	88,382
.0138	For Professional Services for Information Technology Maintenance	14,116
* 2503 .0100	Contractual Services	14,116
.9651	To Reimburse Corporate Fund for Indirect Expenses	302,410
* 2503 .9600	Reimbursements	302,410
	*BUDGET LEVEL TOTAL	\$ 404,908

		Positions and Salaries	
<u>Code</u>	<u>Positions</u>	<u>No.</u>	<u>Rate</u>
	3503 Administration		
0366	Staff Assistant - Excluded	1	64,152
	SECTION TOTAL	1	64,152
	DIVISION TOTAL	1	64,152
	LESS TURNOVER		321
	TOTAL		\$ 63,831

Community Development Block Grant Year XXXIX Fund

MAYOR'S OFFICE FOR PEOPLE WITH DISABILITIES
Disability Resources

048/1005		Amounts
<u>Code</u>		<u>Appropriated</u>
.0005	Salaries and Wages - on Payroll	785,928
.0015	Schedule Salary Adjustments	3,939
.0039	For the Employment of Students as Trainees	2,300
.0044	Fringe Benefits	304,283
* 2505 .0000	Personnel Services	1,096,450
.0130	Postage	3,593
	For Professional and Technical Services and Other Third Party Benefit	
.0140	Agreements	9,743
* 2505 .0100	Contractual Services	13,336
.0270	Local Transportation	480
* 2505 .0200	Travel	480
.0350	Stationery and Office Supplies	5,039
* 2505 .0300	Commodities and Materials	5,039
*BUDGET LEVEL TOTAL		\$ 1,115,305

		Positions and Salaries	
<u>Code</u>	<u>Positions</u>	<u>No.</u>	<u>Rate</u>
	3506 Programs for the Disabled		
	4505 Program Operations		
9679	Deputy Commissioner	1	99,984
2905	Coordinator of Grants Management	1	54,672
1302	Administrative Services Officer II	1	88,812
0419	Customer Account Representative	1	50,280
	Schedule Salary Adjustments		1,694
	SUB-SECTION TOTAL	4	295,442
	4510 Information and Referral		
3092	Program Director	1	102,060
3073	Disability Specialist II	3	76,524
3072	Disability Specialist III	1	80,256
3039	Assistant Specialist in Disability	1	55,212
3004	Personal Care Attendant II	1	34,248
	Schedule Salary Adjustments		2,245
	SUB-SECTION TOTAL	7	503,593
	SECTION TOTAL	11	799,035
	DIVISION TOTAL	11	799,035
	LESS TURNOVER		9,168
	TOTAL		\$ 789,867

MAYOR'S OFFICE FOR PEOPLE WITH DISABILITIES
Independent Living for Disabled Persons

048/1005		Amounts
Code		<u>Appropriated</u>
	.0135 For Delegate Agencies	599,932
*	2510 .0100 Contractual Services	599,932
	*BUDGET LEVEL TOTAL	\$ 599,932
ACCESS LIVING OF METROPOLITAN CHICAGO		289,932
HELP AT HOME, INC.		150,000
SALVATION ARMY FAMILY & COMMUNITY SERVICES		160,000
PROJECT TOTAL		599,932

Community Development Block Grant Year XXXIX Fund

MAYOR'S OFFICE FOR PEOPLE WITH DISABILITIES
Home Mod Program

048/1005		Amounts
<u>Code</u>		<u>Appropriated</u>
.0005	Salaries and Wages - on Payroll	156,652
.0044	Fringe Benefits	60,253
* 2525 .0000	Personnel Services	216,905
.0135	For Delegate Agencies	350,000
* 2525 .0100	Contractual Services	350,000
	*BUDGET LEVEL TOTAL	\$ 566,905
	*DEPARTMENT TOTAL	\$ 2,687,050

		Positions and Salaries	
<u>Code</u>	<u>Positions</u>	<u>No.</u>	<u>Rate</u>
	3535 Home Mod		
3092	Program Director	1	80,916
3073	Disability Specialist II	1	76,524
	SECTION TOTAL	2	157,440
	DIVISION TOTAL	2	157,440
	LESS TURNOVER		788
	TOTAL		\$ 156,652
	DEPARTMENT TOTAL	14	1,020,627
	LESS TURNOVER		10,277
	TOTAL		\$ 1,010,350

EXTENDED HOME LIVING SERVICES, INC.	350,000
PROJECT TOTAL.....	350,000

DEPARTMENT OF FAMILY AND SUPPORT SERVICES
 Planning and Administration

050/1005		Amounts
<u>Code</u>		<u>Appropriated</u>
	.0005 Salaries and Wages - on Payroll	90,768
	.0044 Fringe Benefits	34,911
* 2501	.0000 Personnel Services	125,679
	.0125 Office and Building Services	5,186
	.0130 Postage	900
	.0138 For Professional Services for Information Technology Maintenance For Professional and Technical Services and Other Third Party Benefit	103,011
	.0140 Agreements	74,845
	.0152 Advertising	1,883
	.0157 Rental of Equipment and Services	1,906
	.0159 Lease Purchase Agreements for Equipment and Machinery	55,314
	.0162 Repair/Maintenance of Equipment	2,510
	.0169 Technical Meeting Costs	5,433
	.0188 Vehicle Tracking Service	3,250
	.0190 Telephone - Centrex Billing	42,000
	.0197 Telephone - Maintenance and Repair of Equipment/Voicemail	20,585
* 2501	.0100 Contractual Services	316,823
	.0270 Local Transportation	8,500
* 2501	.0200 Travel	8,500
	.0340 Material and Supplies	17,354
	.0350 Stationery and Office Supplies	17,354
* 2501	.0300 Commodities and Materials	34,708
	.9438 For Services Provided by the Department of Fleet and Facilities Management	13,148
* 2501	.9400 Specific Purpose - General	13,148
	.9651 To Reimburse Corporate Fund for Indirect Expenses	1,053,364
* 2501	.9600 Reimbursements	1,053,364
*BUDGET LEVEL TOTAL		\$ 1,552,222

		Positions and Salaries	
<u>Code</u>	<u>Positions</u>	<u>No.</u>	<u>Rate</u>
	3501 Planning and Administration		
0104	Accountant IV	1	91,224
	SECTION TOTAL	1	91,224
	DIVISION TOTAL	1	91,224
	LESS TURNOVER		456
	TOTAL		\$ 90,768

Community Development Block Grant Year XXXIX Fund

DEPARTMENT OF FAMILY AND SUPPORT SERVICES
Youth Services

050/1005		Amounts	
<u>Code</u>		<u>Appropriated</u>	
.0005	Salaries and Wages - on Payroll	794,739	
.0044	Fringe Benefits	305,675	
* 2505 .0000	Personnel Services	1,100,414	
.0135	For Delegate Agencies	5,974,604	
* 2505 .0100	Contractual Services	5,974,604	
*BUDGET LEVEL TOTAL		\$ 7,075,018	
Positions and Salaries			
<u>Code</u>	<u>Positions</u>	<u>No.</u>	<u>Rate</u>
	3510 Youth Services		
9679	Deputy Commissioner	1	105,828
3955	Youth Services Coordinator	5	63,516
3952	Director of Youth Services	1	88,476
3906	Assistant Director of Children Services	1	73,248
0313	Assistant Commissioner	1	101,700
0308	Staff Assistant	1	61,620
0302	Administrative Assistant II	1	50,280
	SECTION TOTAL	11	798,732
	DIVISION TOTAL	11	798,732
	LESS TURNOVER		3,993
	TOTAL	\$	794,739

DEPARTMENT OF FAMILY AND SUPPORT SERVICES
Youth Services

Out of School Time

826CHI	29,920
A KNOCK AT MIDNIGHT, NFP	26,000
ABRAHAM LINCOLN CENTER	32,550
ADA S. MCKINLEY COMMUNITY SERVICES, INC.	50,000
ALLIANCE FOR COMMUNITY PEACE	40,000
ALTERNATIVES, INC.	13,946
ARAB AMERICAN ACTION NETWORK	35,000
ASIAN HUMAN SERVICES	28,500
ASSOCIATION HOUSE OF CHICAGO	40,000
BACK OF THE YARDS NEIGHBORHOOD COUNCIL	55,800
BETTER BOYS FOUNDATION	35,000
BEYOND THE BALL	40,000
BLOCK CLUB FEDERATION	44,000
BOYS & GIRLS CLUBS OF CHICAGO	324,031
BREAKTHROUGH URBAN MINISTRIES, INC.	40,000
BUILD, INC.	110,000
CAMBODIAN ASSOCIATION OF ILLINOIS - LAWRENCE	24,960
CAROLE ROBERTSON CENTER FOR LEARNING	59,300
CASA CENTRAL	46,960
CATHOLIC BISHOP - HOLY CROSS IHM PARISH	37,000
CATHOLIC BISHOP OF CHICAGO - ST. PIUS V PARISH	41,618
CATHOLIC BISHOP OF CHICAGO - ST. SABINA	96,765
CATHOLIC YOUTH MINISTRY CENTER AT MORGAN PARK H.S.	35,000
CENTER OF HIGHER DEVELOPMENT	32,550
CENTRAL STATES SER-JOBS FOR PROGRESS, INC.	36,000
CENTRO ROMERO	52,200
CHANGING WORLDS	27,900
CHARLES A. HAYES FAMILY INVESTMENT CENTER, INC.	24,180
CHICAGO HORTICULTURAL SOCIETY/CHGO BOTANIC GARDEN	17,000
CHICAGO HOUSE AND SOCIAL SERVICE AGENCY	35,000
CHICAGO TRAINING CENTER	50,000
CHICAGO URBAN LEAGUE	30,000
CHICAGO YOUTH BOXING CLUB	52,000
CHICAGO YOUTH CENTERS REBECCA K. CROWN CENTER	26,040
CHICAGO YOUTH CENTERS-ELLIOTT DONNELLEY CENTER	54,000
CHINESE AMERICAN SERVICE LEAGUE (CASL)	37,200
CHINESE MUTUAL AID ASSOCIATION - W. ARGYLE ST.	38,500
CHRISTIAN FELLOWSHIP FLOCK	18,563
CIRCLE URBAN MINISTRIES	30,000
COMER SCIENCE AND EDUCATION FOUNDATION	125,000
CONCORDIA PLACE	25,000
DMI INFORMATION PROCESSING CENTER	53,450
DOUGLAS PARK YOUTH SERVICES	26,100
EAST VILLAGE YOUTH PROGRAM	30,000
ELIJAH'S HOUSE	30,000
ERIE NEIGHBORHOOD HOUSE	53,940

Community Development Block Grant Year XXXIX Fund

DEPARTMENT OF FAMILY AND SUPPORT SERVICES
Youth Services

Out of School Time

ETHIOPIAN COMMUNITY ASSOCIATION OF CHICAGO, INC.	30,500
FAMILY FOCUS LAWNSDALE	24,180
FAMILY FOCUS NUESTRA FAMILIA	30,000
FAMILY MATTERS	35,000
GIRLS IN THE GAME	34,000
GLOBAL GIRLS	32,550
HAMDARD CENTER FOR HEALTH AND HUMAN SERVICES	31,877
HEARTLAND HUMAN CARE SERVICES, INC.	100,000
HOWARD AREA COMMUNITY CENTER	41,664
I CARE MINISTRIES - IOWA	30,225
IMPACT FAMILY CENTER	46,500
INDO-AMERICAN CENTER	27,500
INSTITUTE OF POSITIVE EDUCATION	28,296
INSTITUTO DEL PROGRESO LATINO	50,000
INTERFAITH REFUGEE AND IMMIGRATION MINISTRIES	26,000
IRVING PARK YMCA	24,000
JHP COMMUNITY CENTER	35,000
K.L.E.O. COMMUNITY FAMILY LIFE CENTER	34,410
KELLY HALL YMCA	26,000
KOREAN AMERICAN RESOURCE & CULTURAL CENTER (KRCC)	30,000
KUUMBA LYNX	50,000
LA VILLITA COMMUNITY CHURCH	20,000
LITTLE BLACK PEARL WORKSHOP	37,200
LOCAL MOTIONS, INC.	39,990
LOGAN SQUARE NEIGHBORHOOD ASSOCIATION	65,490
LOVE TO SERVE	24,180
MAJOR ADAMS COMMUNITY COMMITTEE	41,850
MARION NZINGA STAMPS YOUTH CENTER	39,246
METROPOLITAN FAMILY SERVICES - NORTH CENTER	65,000
METROSQUASH	65,000
MID AUSTIN STEERING COMMITTEE	29,760
MIKVA CHALLENGE	50,000
MUJERES LATINAS EN ACCION	40,000
PHALANX FAMILY SERVICES	25,000
PREVENTION FORCE FAMILY CENTER	27,900
PROJECT EXPLORATION	29,500
PROJECT SYNCERE	25,000
PROS ARTS STUDIO	17,020
RAUNER FAMILY YMCA	28,249
SINAI COMMUNITY INSTITUTE	38,000
SOUTH SIDE HELP CENTER	80,000
SOUTHWEST YOUTH COLLABORATIVE	38,400
ST. JOSEPH SERVICES	30,250
STARFISH LEARNING CENTER	26,000
STREET-LEVEL YOUTH MEDIA	30,000
SUNLIGHT AFRICAN COMMUNITY CENTER	28,800

DEPARTMENT OF FAMILY AND SUPPORT SERVICES
Youth Services

Out of School Time

THE CATHOLIC BISHOP OF CHICAGO - ST. AGATHA	77,200
THE CHRIST WAY M.B. CHURCH	46,500
THE MIRACLE CENTER	30,000
THE STUDENT CONSERVATION ASSOCIATION, INC. (SCA)	68,720
TRUE TO LIFE FOUNDATION	26,000
UNION LEAGUE BOYS AND GIRLS CLUBS	26,040
UNIVERSAL FAMILY CONNECTION, INC.	40,000
VIETNAMESE ASSOCIATION OF ILLINOIS	30,240
WEST COMMUNITIES YMCA	35,000
WESTSIDE YOUTH TECHNICAL ENTRP. CENTER (WYTEC)	37,200
WESTTOWN CONCERNED CITIZENS COALITION	40,000
WORLDWIDE FAMILY CENTER	28,458
YMCA - SOUTH CHICAGO	27,501
YMCA COMMUNITY SCHOOLS PROGRAM	166,000
YOUTH GUIDANCE (YG)	103,946
YOUTH SERVICE PROJECT, INC.	27,900
YOUTH TECHNOLOGY CORPS	35,000

Gang Intervention

BUILD, INC.	75,000
CENTRAL STATES SER-JOBS FOR PROGRESS, INC.	55,000
HOWARD AREA COMMUNITY CENTER	40,000
YMCA OF METROPOLITAN CHICAGO - STREET INTERVENTION	205,000

Mentoring

A SAFE HAVEN FOUNDATION	40,000
ACCESS LIVING OF METROPOLITAN CHICAGO	30,000
BIG BROTHERS BIG SISTERS OF METROPOLITAN CHICAGO	70,000
CABRINI CONNECTIONS	40,000
CHICAGO CHILD CARE SOCIETY	15,000
CHICAGO YOUTH PROGRAM, INC. - WASHINGTON PARK	25,000
CHICAGO YOUTH PROGRAMS, INC. - CABRINI GREEN	24,000
CHICAGO YOUTH PROGRAMS, INC. - UPTOWN	23,000
HERMOSA COMMUNITY ORGANIZATION	50,000
HYDE PARK NEIGHBORHOOD CLUB	20,000
LIFE DIRECTIONS	24,000
PASSAGES ALTERNATIVE LIVING PROGRAMS, INC	30,650
PENEDO CHARITABLE ORGANIZATION	25,000
THE BLACK STAR PROJECT	54,999

Community Development Block Grant Year XXXIX Fund

DEPARTMENT OF FAMILY AND SUPPORT SERVICES
Youth Services

Child / Adolescent Counseling

ALBANY PARK COMMUNITY CENTER, INC. - LAWRENCE	65,000	
ALLIANCE FOR COMMUNITY PEACE	20,000	
CENTER ON HALSTED	40,000	
CHILD LINK	45,000	
FORWARD, P.C.	50,000	
HEARTLAND HUMAN CARE SERVICES, INC.	45,000	
MARILLAC SOCIAL CENTER	16,740	
METROPOLITAN FAMILY SERVICES - CALUMET CENTER	35,000	
POLISH AMERICAN ASSOCIATION	65,000	
PROJECT TOTAL.....	<table border="1"><tr><td>5,974,604</td></tr></table>	5,974,604
5,974,604		

DEPARTMENT OF FAMILY AND SUPPORT SERVICES
Human Services

050/1005		Amounts
<u>Code</u>		<u>Appropriated</u>
.0005	Salaries and Wages - on Payroll	442,914
.0015	Schedule Salary Adjustments	921
.0044	Fringe Benefits	170,356
* 2510 .0000	Personnel Services	614,191
.0135	For Delegate Agencies	2,205,000
.0155	Rental of Property	99,000
* 2510 .0100	Contractual Services	2,304,000
.9438	For Services Provided by the Department of Fleet and Facilities Management	198,620
* 2510 .9400	Specific Purpose - General	198,620
*BUDGET LEVEL TOTAL		\$ 3,116,811

		Positions and Salaries	
<u>Code</u>	<u>Positions</u>	<u>No.</u>	<u>Rate</u>
	3520 Human Services Programs		
9679	Deputy Commissioner	1	107,952
3899	Program Development Coordinator	1	63,276
3585	Coordinator of Research and Evaluation	1	73,752
0309	Coordinator of Special Projects	1	73,752
0308	Staff Assistant	1	68,580
0302	Administrative Assistant II	1	57,828
	Schedule Salary Adjustments		921
	SECTION TOTAL	6	446,061
	DIVISION TOTAL	6	446,061
	LESS TURNOVER		2,226
	TOTAL		\$ 443,835

Emergency Food Box Program		
GREATER CHICAGO FOOD DEPOSITORY		256,000
Economic Stabilization		
BETWEEN FRIENDS		32,000
FAMILY RESCUE INC.		38,000
LIFE SPAN CENTER FOR LEGAL SERVICES AND ADVOCACY		35,000
SARAH'S INN		33,000
WELLSPRING CENTER FOR HOPE		35,000
Family Violence Prevention		
CHRISTIAN COMMUNITY HEALTH CENTER		41,000
Food Supply Homeless Shelter		
GREATER CHICAGO FOOD DEPOSITORY		600,000

Community Development Block Grant Year XXXIX Fund

DEPARTMENT OF FAMILY AND SUPPORT SERVICES
Human Services

Counseling and Case Management

ALIVIO MEDICAL CENTER	44,000
BETWEEN FRIENDS	46,000
CATHOLIC BISHOP OF CHICAGO - ST. PIUS V PARISH	40,000
CENTRO ROMERO	41,000
CHRISTIAN COMMUNITY HEALTH CENTER	43,000
HOWARD AREA COMMUNITY CENTER	32,000
METROPOLITAN FAMILY SERVICES - MIDWAY CENTER	41,000
METROPOLITAN FAMILY SERVICES - NORTH CENTER	36,000
METROPOLITAN FAMILY SERVICES FVIP	36,000
MUJERES LATINAS EN ACCION	46,000
NEAR NORTH HEALTH SERVICE	40,000
RAINBOW HOUSE	44,000
UNIVERSAL FAMILY CONNECTION, INC.	38,000
WELLSPRING CENTER FOR HOPE	45,000

Legal Advocacy and Case Management

METROPOLITAN FAMILY SERVICES - MIDWAY CENTER	50,000
POLISH AMERICAN ASSOCIATION	36,000
SARAH'S INN	32,000

Legal Services

LIFE SPAN CENTER FOR LEGAL SERVICES AND ADVOCACY	60,000
METROPOLITAN FAMILY SERVICES - LEGAL AID SOCIETY	56,000

Supervised Visits / Safe Exchange

APNA GHAR, INC. (OUR HOME)	108,000
METROPOLITAN FAMILY SERVICES - MIDWAY CENTER	108,000
MUJERES LATINAS EN ACCION	113,000

PROJECT TOTAL	2,205,000
---------------------	-----------

DEPARTMENT OF FAMILY AND SUPPORT SERVICES
Homeless Services

050/1005		Amounts
<u>Code</u>		<u>Appropriated</u>
.0005	Salaries and Wages - on Payroll	527,221
.0012	Contract Wage Increment - Prevailing Rate	727
.0015	Schedule Salary Adjustments	4,551
.0044	Fringe Benefits	202,782
* 2515 .0000	Personnel Services	735,281
.0135	For Delegate Agencies	7,405,489
* 2515 .0100	Contractual Services	7,405,489
*BUDGET LEVEL TOTAL		\$ 8,140,770

		Positions and Salaries	
<u>Code</u>	<u>Positions</u>	<u>No.</u>	<u>Rate</u>
	3516 Homeless Services		
7132	Mobile Unit Operator	1H	21.53H
3826	Human Service Specialist II	1	83,832
3826	Human Service Specialist II	1	66,492
3826	Human Service Specialist II	2	59,976
3826	Human Service Specialist II	1	57,240
3812	Director of Human Services	1	87,924
1730	Program Analyst	1	69,648
	Schedule Salary Adjustments		4,551
	SECTION TOTAL	8	534,421
	DIVISION TOTAL	8	534,421
	LESS TURNOVER		2,649
	TOTAL		\$ 531,772

Community Development Block Grant Year XXXIX Fund

DEPARTMENT OF FAMILY AND SUPPORT SERVICES
Homeless Services

A SAFE HAVEN FOUNDATION (C.C.I.L.)	320,044	
BEACON THERAPEUTIC DIAGNOSTIC AND TREATMENT CENTER	213,425	
BREAKTHROUGH URBAN MINISTRIES, INC.	200,000	
CASA CENTRAL	175,000	
CATHOLIC CHARITIES	2,598,284	
CHRISTIAN COMMUNITY HEALTH CENTER	24,282	
CORNERSTONE COMMUNITY OUTREACH	863,074	
DEBORAH'S PLACE	80,590	
FAMILY RESCUE INC.	35,000	
FEATHERFIST	197,104	
FRANCISCAN OUTREACH ASSOCIATION	236,900	
HOPE HOUSE	45,751	
HUMBOLDT PARK S. S.	35,000	
INSPIRATION CORPORATION	35,000	
INSTITUTE OF WOMEN TODAY	239,449	
MCDERMOTT CENTER DBA HAYMARKET CENTER	697,238	
NEW LIFE FAMILY SERVICES	150,000	
NORTH SIDE HOUSING	54,016	
POLISH AMERICAN ASSOCIATION	202,606	
SAN JOSE OBRERO MISSION	504,195	
SARAH'S CIRCLE	29,250	
ST. LEONARD'S MINISTRIES	134,200	
TEEN LIVING PROGRAMS	50,000	
THE NIGHT MINISTRY	155,081	
THE SALVATION ARMY HARBOR LIGHT CENTER	130,000	
PROJECT TOTAL.....	<table border="1"><tr><td>7,405,489</td></tr></table>	7,405,489
7,405,489		

DEPARTMENT OF FAMILY AND SUPPORT SERVICES
Workforce Services

050/1005		Amounts
<u>Code</u>		<u>Appropriated</u>
.0005	Salaries and Wages - on Payroll	290,816
.0015	Schedule Salary Adjustments	1,296
.0044	Fringe Benefits	113,845
* 2520 .0000	Personnel Services	405,957
.0135	For Delegate Agencies	2,941,679
* 2520 .0100	Contractual Services	2,941,679

*BUDGET LEVEL TOTAL \$ 3,347,636

		Positions and Salaries	
<u>Code</u>	<u>Positions</u>	<u>No.</u>	<u>Rate</u>
	3530 Job Training Program		
1912	Project Coordinator	1	54,492
0308	Staff Assistant	1	75,240
0193	Auditor III	1	91,224
0102	Accountant II	1	76,524
	Schedule Salary Adjustments		1,296
	SECTION TOTAL	4	298,776
	DIVISION TOTAL	4	298,776
	LESS TURNOVER		6,664
	TOTAL		\$ 292,112

Customized Training

CASA CENTRAL	54,870
CHICAGO WOMEN IN TRADES	80,352
COMMUNITY ASSISTANCE PROGRAMS	69,750
ETHIOPIAN COMMUNITY ASSOCIATION OF CHICAGO, INC.	55,800
GREATER WEST TOWN COMMUNITY DEVELOPMENT PROJECT	69,750
HEARTLAND HUMAN CARE SERVICES, INC.	150,000
JANE ADDAMS RESOURCE CORPORATION LIRI - RAVENSWOOD	54,870
JEWISH VOCATIONAL SERVICES	55,800
NORTH LAWNSDALE EMPLOYMENT NETWORK	100,000
PHALANX FAMILY SERVICES	91,140
POLISH AMERICAN ASSOCIATION	69,750
THE CARA PROGRAM	69,750

Community Development Block Grant Year XXXIX Fund

DEPARTMENT OF FAMILY AND SUPPORT SERVICES
Workforce Services

Employment Services

ALBANY PARK COMMUNITY CENTER, INC. - LAWRENCE	65,100
AUSTIN CHILDCARE PROVIDERS' NETWORK	46,655
CATHOLIC BISHOP OF CHICAGO - ST. SABINA	46,500
CHICAGO FEDERATION OF LABOR WORKERS ASSISTANCE COM	80,352
CHICAGO HOUSE AND SOCIAL SERVICE AGENCY	55,800
CHICAGO URBAN LEAGUE	51,150
CHINESE AMERICAN SERVICE LEAGUE (CASL)	80,352
CHINESE MUTUAL AID ASSOCIATION - W. ARGYLE ST.	66,067
COMMUNITY ASSISTANCE PROGRAMS	84,630
ETHIOPIAN COMMUNITY ASSOCIATION OF CHICAGO, INC.	65,100
GOLDIE'S PLACE	64,382
GOODWILL INDUSTRIES OF METROPOLITAN CHICAGO, INC.	55,800
GREATER WEST TOWN COMMUNITY DEVELOPMENT PROJECT	80,352
HOWARD AREA COMMUNITY CENTER	51,150
INSPIRATION CORPORATION	99,382
INSTITUTO DEL PROGRESO LATINO	57,660
JEWISH VOCATIONAL SERVICES	78,864
LOCAL INITIATIVES SUPPORT CORPORATION (LISC)	141,615
MCDERMOTT CENTER DBA HAYMARKET CENTER	60,450
NATIONAL LATINO EDUCATION INSTITUTE	93,000
NORTH LAWNSDALE EMPLOYMENT NETWORK	80,352
PHALANX FAMILY SERVICES	83,700
POLISH AMERICAN ASSOCIATION	80,352
SAFER FOUNDATION	27,900
ST. LEONARD'S MINISTRIES	60,450
THE CARA PROGRAM	81,382
UNIVERSAL FAMILY CONNECTION, INC.	69,750
WESTSIDE HEALTH AUTHORITY	55,800
WOODLAWN PRESERVATION INVESTMENT CORPORATION	55,800
PROJECT TOTAL.....	2,941,679

DEPARTMENT OF FAMILY AND SUPPORT SERVICES
Senior Services

050/1005		Amounts
<u>Code</u>		<u>Appropriated</u>
.0135	For Delegate Agencies	1,632,503
* 2525 .0100	Contractual Services	1,632,503
	*BUDGET LEVEL TOTAL	\$ 1,632,503
	*DEPARTMENT TOTAL	\$ 24,864,960
	DEPARTMENT TOTAL 30	2,169,214
	LESS TURNOVER	15,988
	TOTAL	\$ 2,153,226

Advocacy and Support Assistance

ADA S. MCKINLEY COMMUNITY SERVICES, INC.	10,000
BACK OF THE YARDS NEIGHBORHOOD COUNCIL	15,000
CHICAGO IRISH IMMIGRANT SUPPORT	15,000
CHICAGO MEZUZAH AND MITZVAH CAMPAIGNS	45,000
CHINESE AMERICAN SERVICE LEAGUE (CASL)	10,000
CHINESE MUTUAL AID ASSOCIATION - W. ARGYLE ST.	10,000
COALITION OF LIMITED ENGLISH SPEAKING ELDERLY	10,000
COUNCIL FOR JEWISH ELDERLY	10,000
H.O.M.E.	50,000
HAMDARD CENTER FOR HEALTH AND HUMAN SERVICES	7,500
MARCY-NEWBERRY ASSOCIATION	10,000
MARILLAC SOCIAL CENTER	50,000
MYSI, CORPORATION	15,000
ROSELAND COMMUNITY HOSPITAL	10,000
RPCC/DBA NORTHSIDE COMMUNITY RESOURCES	15,000
SALVATION ARMY FAMILY & COMMUNITY SERVICES	95,000
SINAI COMMUNITY INSTITUTE	55,000
SOUTH-EAST ASIA CENTER	7,500
ST. VINCENT DE PAUL CENTER	57,500

Home Delivered Meals

OPEN KITCHENS, INC.	1,135,003
PROJECT TOTAL	1,632,503

Community Development Block Grant Year XXXIX Fund

DEPARTMENT OF HOUSING AND ECONOMIC DEVELOPMENT
Finance and Administration

054/1005		Amounts
Code		<u>Appropriated</u>
	.0005 Salaries and Wages - on Payroll	1,234,560
	.0015 Schedule Salary Adjustments	1,608
	.0039 For the Employment of Students as Trainees	75,000
	.0044 Fringe Benefits	474,840
* 2505	.0000 Personnel Services	1,786,008
	.0130 Postage	20,000
	.0138 For Professional Services for Information Technology Maintenance For Professional and Technical Services and Other Third Party Benefit	119,024
	.0140 Agreements	4,750
	.0150 Approval of Graphics Services	7,600
	.0152 Advertising	18,664
	.0155 Rental of Property	147,257
	.0159 Lease Purchase Agreements for Equipment and Machinery	51,364
	.0162 Repair/Maintenance of Equipment	78,957
	.0166 Dues, Subscriptions and Memberships	1,000
	.0169 Technical Meeting Costs	4,416
	.0181 Mobile Communication Services	18,000
	.0190 Telephone - Centrex Billing	68,000
	.0191 Telephone - Relocations of Phone Lines	7,600
	.0197 Telephone - Maintenance and Repair of Equipment/Voicemail	29,000
* 2505	.0100 Contractual Services	575,632
	.0229 Transportation and Expense Allowance	2,160
	.0245 Reimbursement to Travelers	3,700
	.0270 Local Transportation	1,800
* 2505	.0200 Travel	7,660
	.0331 Electricity	15,000
	.0340 Material and Supplies	6,360
	.0348 Books and Related Material	3,200
	.0350 Stationery and Office Supplies	18,500
* 2505	.0300 Commodities and Materials	43,060
	.9438 For Services Provided by the Department of Fleet and Facilities Management	31,246
* 2505	.9400 Specific Purpose - General	31,246
	.9651 To Reimburse Corporate Fund for Indirect Expenses	1,221,579
* 2505	.9600 Reimbursements	1,221,579
*BUDGET LEVEL TOTAL		\$ 3,665,185

DEPARTMENT OF HOUSING AND ECONOMIC DEVELOPMENT
 Finance and Administration

Positions and Salaries

<u>Code</u>	<u>Positions</u>	<u>No.</u>	<u>Rate</u>
3505	Finance and Human Resources		
9679	Deputy Commissioner	1	116,904
2921	Senior Research Analyst	1	76,524
1576	Chief Voucher Expediter	1	80,916
0635	Senior Programmer/Analyst	1	99,648
0601	Director of Information Systems	1	103,428
0345	Contracts Coordinator	1	102,060
0311	Projects Administrator	1	73,620
0308	Staff Assistant	1	64,548
0303	Administrative Assistant III	1	69,648
0187	Director of Accounting	1	103,740
0104	Accountant IV	2	91,224
0103	Accountant III	2	83,640
	Schedule Salary Adjustments		1,608
	SECTION TOTAL	14	1,242,372
	DIVISION TOTAL	14	1,242,372
	LESS TURNOVER		6,204
	TOTAL	\$	1,236,168

Community Development Block Grant Year XXXIX Fund

DEPARTMENT OF HOUSING AND ECONOMIC DEVELOPMENT
Developer Services

This program will be funded with \$225,500 in loan repayments. The remaining \$1,700,840 will be derived from CDBG XXXIX Entitlement. Expenditures will be limited to \$1,700,840 until revenues are received and allotted to the program. The allotment of the funds will be under the direction of the Budget Director.

054/1005		Amounts
<u>Code</u>		<u>Appropriated</u>
	.0005 Salaries and Wages - on Payroll	217,009
	.0044 Fringe Benefits	83,467
* 2515	.0000 Personnel Services	300,476
	.0130 Postage	1,225
	For Professional and Technical Services and Other Third Party Benefit	
	.0140 Agreements	21,000
	.0141 Appraisals	37,600
	.0159 Lease Purchase Agreements for Equipment and Machinery	9,720
* 2515	.0100 Contractual Services	69,545
	.0245 Reimbursement to Travelers	300
	.0270 Local Transportation	250
* 2515	.0200 Travel	550
	.0331 Electricity	7,000
	.0340 Material and Supplies	1,800
	.0350 Stationery and Office Supplies	1,800
* 2515	.0300 Commodities and Materials	10,600
	.9103 Rehabilitation Loans and Grants	1,544,169
* 2515	.9100 Specific Purpose - as Specified	1,544,169
	.9438 For Services Provided by the Department of Fleet and Facilities Management	1,000
* 2515	.9400 Specific Purpose - General	1,000
*BUDGET LEVEL TOTAL		\$ 1,926,340

		Positions and Salaries	
<u>Code</u>	<u>Positions</u>	<u>No.</u>	<u>Rate</u>
	3515 Housing Developer Services		
9813	Managing Deputy Commissioner	1	140,100
1439	Financial Planning Analyst	1	78,000
	SECTION TOTAL	2	218,100
	DIVISION TOTAL	2	218,100
	LESS TURNOVER		1,091
	TOTAL		\$ 217,009

Community Development Block Grant Year XXXIX Fund

DEPARTMENT OF HOUSING AND ECONOMIC DEVELOPMENT
Housing Preservation

This program will be funded with \$300,000 in heat receivership income, \$1,100,000 in troubled buildings income, \$1,025,000 in condominium troubled buildings income. The remaining \$5,935,041 will be derived from CDBG XXXIX Entitlement. Expenditures will be limited to \$5,935,041 until revenues are received and allotted to the program. The allotment of the funds will be under the direction of the Budget Director.

054/1005		Amounts
Code		Appropriated
.0005	Salaries and Wages - on Payroll	332,517
.0015	Schedule Salary Adjustments	1,973
.0044	Fringe Benefits	127,895
* 2520 .0000	Personnel Services	462,385
.0130	Postage	925
.0157	Rental of Equipment and Services	700
.0159	Lease Purchase Agreements for Equipment and Machinery	6,000
.0162	Repair/Maintenance of Equipment	200
* 2520 .0100	Contractual Services	7,825
.0245	Reimbursement to Travelers	300
* 2520 .0200	Travel	300
.0331	Electricity	13,000
.0340	Material and Supplies	3,000
.0350	Stationery and Office Supplies	3,000
* 2520 .0300	Commodities and Materials	19,000
.0994	Home Purchase Assistance Program	600,000
* 2520 .0900	Specific Purposes - Financial	600,000
.9110	Property Management, Maintenance and Security	142,511
.9126	For Heat Receivership Program	1,000,000
.9173	Home Rehabilitation Assistance	600,000
* 2520 .9100	Specific Purpose - as Specified	1,742,511
.9211	Single-Family Troubled Building Initiative	1,900,000
.9212	Multi-Family Troubled Building Initiative	2,600,000
.9218	Condominium Troubled Building Initiative	1,025,000
* 2520 .9200	Specific Purpose - as Specified	5,525,000
.9438	For Services Provided by the Department of Fleet and Facilities Management	3,020
* 2520 .9400	Specific Purpose - General	3,020
*BUDGET LEVEL TOTAL		\$ 8,360,041

Positions and Salaries		No.	Rate
Code	Positions		
3520	Housing Preservation		
9679	Deputy Commissioner	1	113,208
1439	Financial Planning Analyst	1	79,464
0308	Staff Assistant	1	68,580
0303	Administrative Assistant III	1	72,936
	Schedule Salary Adjustments		1,973
SECTION TOTAL		4	336,161
DIVISION TOTAL		4	336,161
LESS TURNOVER			1,671
TOTAL			\$ 334,490

Community Development Block Grant Year XXXIX Fund

DEPARTMENT OF HOUSING AND ECONOMIC DEVELOPMENT
Communications and Outreach

054/1005		Amounts
<u>Code</u>		<u>Appropriated</u>
.0005	Salaries and Wages - on Payroll	365,435
.0015	Schedule Salary Adjustments	4,637
.0044	Fringe Benefits	140,556
* 2525 .0000	Personnel Services	510,628
	For Professional and Technical Services and Other Third Party Benefit	
.0140	Agreements	9,000
.0152	Advertising	13,000
.0159	Lease Purchase Agreements for Equipment and Machinery	5,200
* 2525 .0100	Contractual Services	27,200
.0331	Electricity	10,000
* 2525 .0300	Commodities and Materials	10,000
.9438	For Services Provided by the Department of Fleet and Facilities Management	3,080
* 2525 .9400	Specific Purpose - General	3,080
	*BUDGET LEVEL TOTAL	\$ 550,908

		Positions and Salaries	
<u>Code</u>	<u>Positions</u>	<u>No.</u>	<u>Rate</u>
	3525 Communications and Outreach		
9715	Director of News Affairs	1	92,100
0809	Executive Secretary I	1	45,684
0703	Public Relations Rep III	1	79,992
0309	Coordinator of Special Projects	1	80,916
0308	Staff Assistant	1	68,580
	Schedule Salary Adjustments		4,637
	SECTION TOTAL	5	371,909
	DIVISION TOTAL	5	371,909
	LESS TURNOVER		1,837
	TOTAL	\$	370,072

DEPARTMENT OF HOUSING AND ECONOMIC DEVELOPMENT
Emergency Housing Assistance

054/1005		Amounts
<u>Code</u>		<u>Appropriated</u>
.0005	Salaries and Wages - on Payroll	615,209
.0015	Schedule Salary Adjustments	5,646
.0044	Fringe Benefits	236,624
* 2530 .0000	Personnel Services	857,479
.9103	Rehabilitation Loans and Grants	6,636,000
* 2530 .9100	Specific Purpose - as Specified	6,636,000
*BUDGET LEVEL TOTAL		\$ 7,493,479

		Positions and Salaries	
<u>Code</u>	<u>Positions</u>	<u>No.</u>	<u>Rate</u>
	3530 Emergency Housing Assistance		
1989	Director of Loan Processing	1	84,780
1987	Loan Processing Officer	1	83,832
1940	Supervising Rehabilitation Construction Specialist	1	73,752
1939	Rehabilitation Construction Specialist	1	76,428
1939	Rehabilitation Construction Specialist	2	72,192
1301	Administrative Services Officer I	1	63,276
0310	Project Manager	1	91,848
	Schedule Salary Adjustments		5,646
	SECTION TOTAL	8	623,946
	DIVISION TOTAL	8	623,946
	LESS TURNOVER		3,091
	TOTAL		\$ 620,855

Community Development Block Grant Year XXXIX Fund

DEPARTMENT OF HOUSING AND ECONOMIC DEVELOPMENT
Housing Services Technical Assistance

054/1005		Amounts
<u>Code</u>		<u>Appropriated</u>
.0005	Salaries and Wages - on Payroll	231,087
.0015	Schedule Salary Adjustments	678
.0044	Fringe Benefits	88,881
* 2536 .0000	Personnel Services	320,646
.0135	For Delegate Agencies	764,275
* 2536 .0100	Contractual Services	764,275
*BUDGET LEVEL TOTAL		\$ 1,084,921

		Positions and Salaries	
<u>Code</u>	<u>Positions</u>	<u>No.</u>	<u>Rate</u>
	3536 Housing Services and Technical Assistance		
1912	Project Coordinator	1	88,812
1301	Administrative Services Officer I	1	73,752
0309	Coordinator of Special Projects	1	69,684
	Schedule Salary Adjustments		678
SECTION TOTAL		3	232,926
DIVISION TOTAL		3	232,926
LESS TURNOVER			1,161
TOTAL			\$ 231,765

DEPARTMENT OF HOUSING AND ECONOMIC DEVELOPMENT
 Housing Services Technical Assistance

ALBANY PARK COMMUNITY CENTER, INC. - LAWRENCE	24,375
BETHEL NEW LIFE, INC.	19,500
BICKERDIKE REDEVELOPMENT CORPORATION	24,375
CHICAGO URBAN LEAGUE DEV. CORP. - S. MICHIGAN AVE.	19,500
CHINESE MUTUAL AID ASSOCIATION - W. ARGYLE ST.	29,250
CLARETIAN ASSOCIATES, INC.	29,250
COUNCIL FOR JEWISH ELDERLY	34,125
EIGHTEENTH STREET DEVELOPMENT CORPORATION	19,500
FIRST COMMUNITY LAND TRUST OF CHICAGO	41,438
GARFIELD PARK COMMUNITY COUNCIL	19,500
GENESIS HOUSING DEVELOPMENT CORP.	19,500
GRANDFAMILIES PROGRAM OF CHICAGO	29,250
GREATER AUBURN GRESHAM DEVELOPMENT CORPORATION	34,125
INTERFAITH ORGANIZING PROJECT OF GREATER CHICAGO	19,500
KOREAN AMERICAN COMMUNITY SERVICES	19,500
LA CASA NORTE	24,375
LATIN UNITED COMMUNITY HOUSING ASSOCIATION	39,000
LAWNDALE CHRISTIAN DEVELOPMENT CORPORATION	19,500
LITTLE VILLAGE COMMUNITY DEVELOPMENT CORP.-PULASKI	19,500
METROPOLITAN FAMILY SERVICES - CALUMET CENTER	24,375
METROPOLITAN FAMILY SERVICES - NORTH CENTER	29,250
NOBEL NEIGHBORS	24,375
POLISH AMERICAN ASSOCIATION	24,375
RPCC/DBA NORTHSIDE COMMUNITY RESOURCES	48,750
SOUTH AUSTIN COALITION COMMUNITY COUNCIL	30,587
THE SEEDS CENTER	24,375
WESTTOWN CONCERNED CITIZENS COALITION	24,375
WOODLAWN EAST COMMUNITY AND NEIGHBORS, INC.	19,500
ZAM'S HOPE (C.R.C.)	29,250
PROJECT TOTAL	764,275

Community Development Block Grant Year XXXIX Fund

DEPARTMENT OF HOUSING AND ECONOMIC DEVELOPMENT
Small Accessible Repairs for Seniors

054/1005		Amounts
<u>Code</u>		<u>Appropriated</u>
.0005	Salaries and Wages - on Payroll	160,939
.0015	Schedule Salary Adjustments	2,328
.0044	Fringe Benefits	61,901
* 2551 .0000	Personnel Services	225,168
.0135	For Delegate Agencies	2,101,455
* 2551 .0100	Contractual Services	2,101,455
*BUDGET LEVEL TOTAL		\$ 2,326,623

		Positions and Salaries	
<u>Code</u>	<u>Positions</u>	<u>No.</u>	<u>Rate</u>
	3551 Small Accessible Repairs for Seniors		
1994	Loan Processing Specialist	1	72,936
1989	Director of Loan Processing	1	88,812
	Schedule Salary Adjustments		2,328
SECTION TOTAL		2	164,076
DIVISION TOTAL		2	164,076
LESS TURNOVER			809
TOTAL			\$ 163,267

BACK OF THE YARDS NEIGHBORHOOD COUNCIL	120,000
BICKERDIKE REDEVELOPMENT CORPORATION	100,000
CHINESE AMERICAN SERVICE LEAGUE (CASL)	66,000
GREATER ASHBURN PLANNING ASSOCIATION	40,000
GREATER AUBURN GRESHAM DEVELOPMENT CORPORATION	105,000
GREATER SOUTHWEST DEVELOPMENT CORPORATION	112,000
LATIN UNITED COMMUNITY HOUSING ASSOCIATION	122,000
LEED COUNCIL, INC.	132,055
NEAR WEST SIDE COMMUNITY DEVELOPMENT CORPORATION	346,308
NEIGHBORHOOD HOUSING SERVICES OF CHICAGO	154,400
PARTNERS IN COMMUNITY BUILDING, INC.	45,000
RAMP UP, LLC/UCP OF GREATER CHICAGO	336,692
RPCC/DBA NORTHSIDE COMMUNITY RESOURCES	117,000
UNITED NEIGHBORHOOD ORGANIZATION	195,000
VOICE OF THE PEOPLE IN UPTOWN, INC.	40,000
WILL FEED COMMUNITY ORGANIZATION	70,000
PROJECT TOTAL	2,101,455

DEPARTMENT OF HOUSING AND ECONOMIC DEVELOPMENT
 Neighborhood Lending Program

054/1005		Amounts	
<u>Code</u>		<u>Appropriated</u>	
.0005	Salaries and Wages - on Payroll	163,339	
.0015	Schedule Salary Adjustments	2,183	
.0044	Fringe Benefits	62,824	
* 2560 .0000	Personnel Services	228,346	
.9103	Rehabilitation Loans and Grants	3,420,000	
* 2560 .9100	Specific Purpose - as Specified	3,420,000	
*BUDGET LEVEL TOTAL		\$ 3,648,346	
Positions and Salaries			
<u>Code</u>	<u>Positions</u>	<u>No.</u>	<u>Rate</u>
	3560 Neighborhood Lending		
2989	Grants Research Specialist	1	91,224
0303	Administrative Assistant III	1	72,936
	Schedule Salary Adjustments		2,183
	SECTION TOTAL	2	166,343
	DIVISION TOTAL	2	166,343
	LESS TURNOVER		821
	TOTAL	\$	165,522

Community Development Block Grant Year XXXIX Fund

DEPARTMENT OF HOUSING AND ECONOMIC DEVELOPMENT
Construction Monitoring and Compliance

054/1005		Amounts
Code		<u>Appropriated</u>
	.0005 Salaries and Wages - on Payroll	825,352
	.0015 Schedule Salary Adjustments	5,824
	.0044 Fringe Benefits	317,448
* 2566	.0000 Personnel Services	1,148,624
	.0130 Postage	1,150
	For Professional and Technical Services and Other Third Party Benefit	
	.0140 Agreements	57,500
	.0157 Rental of Equipment and Services	600
	.0159 Lease Purchase Agreements for Equipment and Machinery	10,000
	.0169 Technical Meeting Costs	1,000
* 2566	.0100 Contractual Services	70,250
	.0229 Transportation and Expense Allowance	30,000
	.0245 Reimbursement to Travelers	250
	.0270 Local Transportation	200
* 2566	.0200 Travel	30,450
	.0331 Electricity	17,250
	.0340 Material and Supplies	15,000
	.0350 Stationery and Office Supplies	6,700
* 2566	.0300 Commodities and Materials	38,950
	.9438 For Services Provided by the Department of Fleet and Facilities Management	3,800
* 2566	.9400 Specific Purpose - General	3,800
	*BUDGET LEVEL TOTAL	\$ 1,292,074
	*DEPARTMENT TOTAL	\$ 30,347,917

DEPARTMENT OF HOUSING AND ECONOMIC DEVELOPMENT
 Construction Monitoring and Compliance

Positions and Salaries

<u>Code</u>	<u>Positions</u>	<u>No.</u>	<u>Rate</u>
3566	Construction Monitoring and Compliance		
9679	Deputy Commissioner	1	112,332
5614	Civil Engineer IV	1	75,768
5404	Architect IV	1	99,648
5403	Architect III	1	79,212
2915	Program Auditor II	2	66,492
1939	Rehabilitation Construction Specialist	1	100,944
1939	Rehabilitation Construction Specialist	1	79,992
1939	Rehabilitation Construction Specialist	1	72,192
0303	Administrative Assistant III	1	76,428
	Schedule Salary Adjustments		5,824
	SECTION TOTAL	10	835,324
	DIVISION TOTAL	10	835,324
	LESS TURNOVER		4,148
	TOTAL	\$	831,176
	DEPARTMENT TOTAL	50	4,191,157
	LESS TURNOVER		20,833
	TOTAL	\$	4,170,324

Community Development Block Grant Year XXXIX Fund

DEPARTMENT OF BUILDINGS
 Troubled Buildings Program

This program will be funded with \$100,000 in Program Income. The remaining \$3,725,900 will be derived from CDBG XXXIX Entitlement. Expenditures will be limited to \$3,725,900 until revenues are received and allotted to the program. The allotment of the funds will be under the direction of the Budget Director.

067/1005		Amounts
<u>Code</u>		<u>Appropriated</u>
.0005	Salaries and Wages - on Payroll	2,577,248
.0015	Schedule Salary Adjustments	19,220
.0044	Fringe Benefits	1,001,319
* 2505 .0000	Personnel Services	3,597,787
	For Professional and Technical Services and Other Third Party Benefit	
.0140	Agreements	200,000
* 2505 .0100	Contractual Services	200,000
.0229	Transportation and Expense Allowance	40,000
* 2505 .0200	Travel	40,000
*BUDGET LEVEL TOTAL		\$ 3,837,787

		Positions and Salaries	
<u>Code</u>	<u>Positions</u>	<u>No.</u>	<u>Rate</u>
	3505 Vacant Property and Demolition		
9679	Deputy Commissioner	1	109,236
2152	Chief Building/Construction Inspector	1	100,692
2151	Supervising Building/Construction Inspector	1	107,844
2151	Supervising Building/Construction Inspector	1	73,632
2150	Building/Construction Inspector	3	112,968
2150	Building/Construction Inspector	1	98,316
2150	Building/Construction Inspector	6	93,816
2150	Building/Construction Inspector	1	89,616
2150	Building/Construction Inspector	4	85,512
2150	Building/Construction Inspector	2	80,796
2150	Building/Construction Inspector	1	77,172
2150	Building/Construction Inspector	3	67,128
1912	Project Coordinator	1	73,752
1912	Project Coordinator	1	70,380
1301	Administrative Services Officer I	1	73,752
0308	Staff Assistant	1	58,812
0303	Administrative Assistant III	1	76,428
	Schedule Salary Adjustments		19,220
	SECTION TOTAL	30	2,635,676
	DIVISION TOTAL	30	2,635,676
	LESS TURNOVER		39,208
	TOTAL	\$	2,596,468

DEPARTMENT OF BUILDINGS
Code Enforcement

067/1005			Amounts
<u>Code</u>			<u>Appropriated</u>
	.0005	Salaries and Wages - on Payroll	1,929,038
	.0015	Schedule Salary Adjustments	21,469
	.0044	Fringe Benefits	741,953
*	2510 .0000	Personnel Services	2,692,460
	.0229	Transportation and Expense Allowance	38,113
*	2510 .0200	Travel	38,113
		*BUDGET LEVEL TOTAL	\$ 2,730,573
		*DEPARTMENT TOTAL	\$ 6,568,360
		*FUND TOTAL	\$ 81,591,000

Positions and Salaries			
<u>Code</u>	<u>Positions</u>	<u>No.</u>	<u>Rate</u>
	3510 Code Enforcement		
2151	Supervising Building/Construction Inspector	1	123,936
2151	Supervising Building/Construction Inspector	1	107,844
2150	Building/Construction Inspector	1	98,316
2150	Building/Construction Inspector	3	93,816
2150	Building/Construction Inspector	3	89,616
2150	Building/Construction Inspector	4	85,512
2150	Building/Construction Inspector	6	80,796
2150	Building/Construction Inspector	3	77,172
	Schedule Salary Adjustments		21,469
	SECTION TOTAL	22	1,960,201
	DIVISION TOTAL	22	1,960,201
	LESS TURNOVER		9,694
	TOTAL	\$	1,950,507
	DEPARTMENT TOTAL	52	4,595,877
	LESS TURNOVER		48,902
	TOTAL	\$	4,546,975



CITY OF CHICAGO
MAYOR RAHM EMANUEL

WWW.CITYOFCHICAGO.ORG