

2014-2018 Chicago Five-Year Housing Plan

Strengthening Neighborhoods – Increasing Affordability.



2014 Second Quarter Progress Report April-June



City of Chicago



Rahm Emanuel, Mayor


LETTER FROM THE COMMISSIONER

We are pleased to submit the 2014 Second Quarter Progress Report, which presents the Department of Planning and Development's progress on the goals set forth in *Bouncing Back*, the City's fifth Five-Year Housing Plan covering the years 2014-2018.

The Department of Planning and Development (DPD) is the lead agency for the City's affordable housing, housing preservation and homebuyer assistance programs. In the first two quarters of 2014 the Department committed over \$110 million to support 4,635 units of affordable housing. This represents 42% of our annual resource allocation goal and 56% of our units assisted goal.

During the second quarter the Department approved financing for two multi-family development projects; scheduled two informational workshops for community organizations on the receivership process for vacant and abandoned buildings; and cosponsored a Housing Resource Fair for property owners, renters and prospective homebuyers on the Northwest Side.

Once again, we would like to thank our many partners for their continued support and participation. We at DPD could not succeed in our work without the ongoing support and cooperation of these valued partners—neighborhood and business groups, elected officials, state and federal agencies, and other community stakeholders. Through our combined efforts, we will continue to move forward in creating, preserving and supporting affordable housing for the people of Chicago.



Andrew J. Mooney
Commissioner
Department of Planning and Development






TABLE OF CONTENTS

	PAGE
Introduction	
Creation and Preservation of Affordable Rental Units	2
Multi-Family Rehab and New Construction	2
Promotion and Support of Homeownership	4
Improvement and Preservation of Homes	5
Policy, Legislative Affairs and Other Issues	7


APPENDICES

1. 2014 Estimates of Production by Income Level
2. Commitments and Production Comparison to Plan
3. Production by Income Level
4. Summaries of Approved Multi-family Developments
 - Parkside of Old Town–Phase IIB
5. Multi-family Development Closings
6. Multi-family Loan Commitments
7. Multi-family TIF Commitments
8. Low-Income Housing Tax Credit Commitments
9. Illinois Affordable Housing Tax Credit Commitments
10. Multi-family Mortgage Revenue Bond Commitments
11. Chicago Low-Income Housing Trust Fund Commitments
12. Troubled Buildings Initiative (Multi-family)
13. City Lots for City Living
14. TIF Neighborhood Improvement Program (Single-family)
15. Historic Chicago Bungalow Initiative
16. Neighborhood Lending Program
17. Neighborhood Stabilization Program Activity
18. Status of Neighborhood Stabilization Program Properties
19. Affordable Housing Opportunity Fund
20. Affordable Requirements Ordinance
21. Density Bonus Commitments
22. CHA Plan for Transformation Commitments

REFERENCE

1. Chicago Metropolitan Area Median Incomes
2. City of Chicago Maximum Affordable Monthly Rents






INTRODUCTION

This document is the 2014 Second Quarter Progress Report on the Chicago Department of Planning and Development's housing plan, *Bouncing Back: Five-Year Housing Plan 2014-2018*.

For 2014, DPD has projected commitments of more than \$265 million to assist nearly 8,300 units of housing.

Through the second quarter of 2014, the Department has committed over \$110 million in funds to support more than 4,600 units, which represents 42% of the 2014 unit goal and 56% of the resource allocation goal.





CREATION AND PRESERVATION OF AFFORDABLE RENTAL UNITS

In 2014, the Department of Planning and Development expects to commit almost \$210 million to support more than 5,600 units of affordable rental housing using loans for new construction or rehab along with rental subsidies.

Through the second quarter, DPD has committed over \$90 million in resources to support more than 3,600 units. These numbers represent 43% of the annual multifamily resource allocation goal and 64% of the annual unit goal.

Multi-Family Rehab and New Construction

Parkside of Old Town–Phase IIB

A total of 106 mixed-income rental units will be added to a Near North Side housing development through a financial assistance package approved on May 28 by the City Council.


Phase IIB of **Parkside of Old Town** will contain 36 units of replacement housing for former CHA residents, along with 27 affordable units and 43 market-rate apartments. The Parkside development is being constructed on the site of the former Cabrini-Green public housing complex in the 27th Ward. Part of the CHA's Plan for Transformation, the new units will be developed by Parkside Phase IIB LP on a site at the southeast corner of Division and Cleveland Streets.

The \$41 million Phase IIB will consist of a nine-story, 94-unit high-rise and a three-story, 12-unit walk-up. City assistance will include \$27 million in bonds, \$10 million in Tax Increment Financing (TIF) assistance, a \$1.9 million loan, and a total of \$12.3 million in tax credit equity. In addition, the Chicago Housing Authority is providing a \$12.4 million loan utilizing federal HOPE VI funds.



One hundred and six mixed-income apartments will be added to the 207 condominiums, 56 townhomes and 223 rental units already completed in the multi-phase redevelopment of the CHA's former Cabrini-Green housing complex.





Lawson House

On June 21 the City approved \$2.3 million in Donations Tax Credits for the preservation of a 583-unit SRO building on the Near North Side. Currently owned by the YMCA of Chicago, the 22-story **Lawson House** will be sold to Holsten Human Capital Development NFP for \$1 plus assumed debt. In return Holsten will take steps to maintain Lawson House, located at 30 W. Chicago Avenue in the 42nd Ward, as affordable housing for another thirty years.


The City has agreed to forgive the remaining \$1.1 million of a 1996 loan, and will also provide \$2.3 million in tax credits, generating \$1.9 million in private equity that Holsten will use to support operations at Lawson House while it works on a permanent financing package.

The long-term plan for the property is a comprehensive rehabilitation of the building supported by Low Income Housing Tax Credits and other financing, and will involve the replacement of all major building systems and upgrading of the SRO units to self-contained studio apartments. We will report again on this project when financing is approved for these upgrades; at that time we will include the rehabbed units in our Commitments and Production tables.



The City is providing \$2.3 million in tax credits to enable the preservation of the largest SRO supportive housing facility in the Midwest while permanent financing is being arranged.





PROMOTION AND SUPPORT OF HOMEOWNERSHIP

In 2014, the Department of Planning and Development expects to commit over \$41 million to help more than 650 households achieve or sustain homeownership.

Through the second quarter, DPD has committed almost \$13 million to support 175 units. These numbers represent 32% of the annual homeownership resource allocation goal and 27% of the annual unit goal.

Ald. Suarez, DPD and Bungalow Association Co-host Housing Resource Fair

Workshops and affordable housing resources were offered to homebuyers, property owners and renters at a free Housing Resource Fair held on Saturday, May 17 at the Falconer School in the 31st Ward.


Co-sponsored by Ald. Ray Suarez (31st), the Historic Chicago Bungalow Association and the Department of Planning and Development, the one-day event featured more than twenty exhibitors, including lenders, housing counselors, government agencies and neighborhood organizations offering a variety of housing programs and services.

Exhibitors provided information on homebuyer programs, home financing options, foreclosure prevention and landlord/tenant law, along with workshops on rain barrels and composting. Attendees also were able to enter free raffles to win an Energy Star refrigerator, a \$700 room makeover, \$300 in new landscaping or a rain barrel.



One lucky attendee at the May 17 Housing Resource Fair hosted by Ald. Suarez won \$300 in new landscaping by Home Depot for their home.





IMPROVEMENT AND PRESERVATION OF HOMES

In 2014, the Department of Planning and Development expects to commit nearly \$15 million to assist more than 2,000 households repair, modify or improve their homes.

Through the second quarter, DPD has committed more than \$7.1 million to support 840 units. These numbers represent 48% of the annual improvement and preservation resource allocation goal and 42% of the annual unit goal.

New September 4 Start Date Announced For Roof and Porch Repair Program

The Department of Planning and Development has announced a new, earlier starting date of September 4, 2014 for homeowners to apply for assistance under the 2015 **Roof and Porch Repair Program**. Open enrollment by phone will begin at 9 a.m. on September 4 over the City's 311 service line and continue until program capacity is reached. Applications will be accepted in the order they are received on a first-come, first-served basis. Not all callers will qualify to participate in the program.

The earlier start to the application process will enable construction work to begin sooner in the spring. As a result of this change, calls will no longer be accepted on the first business day of the new year as in prior years.


The Roof and Porch Repair Program, formerly known as EHAP, provides grants to income-qualified homeowners for the repair or replacement of roof and porches. To qualify for assistance, properties must be habitable, owner-occupied and not at risk of foreclosure. No changes other than the new starting time are being made to the program.

Repair Grants Approved For West Englewood Homeowners

The City of Chicago's **Neighborhood Improvement Program** (NIP) will be expanded to a portion of West Englewood under a plan approved on May 28 by the City Council.

NIP provides grants to help owners of one- to four-unit properties in targeted areas make exterior repairs and limited interior improvements. Through the West Englewood program more than \$970,000 will be made available in designated parts of the 15th and 16th Wards, using a special fund established in 1998 by CSX Intermodal as part of a rail-yard expansion project.





Qualifying homeowners can apply for one-time grants of \$10,000 to cover repair work involving roofs, gutters, windows, entryways, porches and masonry. Up to 30 percent of each grant may be used for interior health and safety needs.

The West Englewood NIP eligibility area is bounded generally by Hamilton Avenue, Garfield Boulevard, Damen Avenue and 64th Street. Neighborhood Housing Services of Chicago will administer the program.

CCLT Room Makeover Contest Gives South Lawndale Home Fashionable Facelift


The winner of the Chicago Community Land Trust's (CCLT) second annual "Extreme Room Makeover" contest was unveiled on June 18 in a modernized South Lawndale family room. The unveiling took place at an open house in the home on the 3000 block of West Cullerton Avenue, which was attended by CCLT homeowners who learned about budget-friendly decorating techniques they could apply in their own homes.


CCLT helps to maintain the long-term affordability of private homes that have been developed using City of Chicago subsidies.

The contest offered \$500 in improvements to a CCLT property owner with the most compelling reason for a room makeover. In her winning entry, Andrea Collins-Edwards requested assistance in transforming her family room into an inviting space where her family could relax with friends and entertain guests. Collins-Edwards's entry was selected by a panel of ten judges, including Ald. Walter Burnett (27th) and Scott and Kim Vargo from the popular home-design blog *yellowbrickhome.com*.

The makeover, created by fellow CCLT homeowner Ray Trujillo of Ray Trujillo Design, updated the layout, introduced a mandarin-based color scheme and added new accessories that he designed and produced himself. Total cost: \$499.75.

There was a second unexpected winner as well: the runner-up homeowner, who had lost both legs due to illness and wanted better use of his balcony, received a donation of balcony furniture from retailer CB2, who donated the furniture after learning about the homeowner.





POLICY, LEGISLATIVE AFFAIRS AND OTHER ISSUES

Troubled Buildings Initiative Update

The Troubled Buildings Initiative was established by the City in collaboration with the non-profit Community Investment Corp. (CIC) in 2003 to compel landlords to maintain safe and drug-free environments for their tenants. Based on the early success of that program (“TBI I”), the City joined with Neighborhood Housing Services of Chicago (NHS) in 2005 to expand TBI to single-family (1- to 4-unit) properties (“TBI II”). The goals of both TBI programs are fundamentally the same: to preserve Chicago’s existing affordable residential buildings and ensure that responsible owners and managers are in place to take care of these properties.

Troubled buildings—whether vacant or occupied—damage neighborhoods, depress property values and harbor crime, putting tenants and neighbors at risk. Left unchecked, they can trigger a cycle of neighborhood disinvestment and deterioration. Yet these same buildings, if turned around, can have a revitalizing effect on the surrounding community.




The crumbling facade on this apartment building at 4343 S. Michigan Avenue was restored to its original state through the Troubled Buildings Initiative.

Key to TBI’s success is the close coordination of the resources of multiple City agencies and non-profit partners. These agencies include the Departments of Planning and Development, Law, Buildings, Police, Water Management, Streets and Sanitation, and Family Support Services, along with non-profit partners Community Initiatives, Inc. (a CIC affiliate) and NHS Redevelopment Corporation, enabling a multi-faceted approach.

For troubled rental properties, TBI steps in when the owner of a property in housing court is unwilling or unable to complete necessary repairs. The Court can then appoint a Receiver to make the required repairs to stabilize the property. Receivership is always the last resort in the effort to keep the building occupied or to avoid unnecessary demolition. A Receiver enables tenants to live in a safe and habitable building and eliminates the need to vacate the building and displace the tenants.

For vacant and abandoned single-family homes, TBI works with qualified developers to rehab the building and rent or sell it to an income-eligible household.





More recently, a third component has been added to the TBI toolbox in order to identify fraudulently converted condominiums and turn them into affordable rental housing. Originally funded through the American Recovery and Reinvestment Act of 2009, the TBI Condo program takes advantage of a State law that enables a judge to void a condominium declaration and issue a judicial deed for the entire building. After all of a building's condo units are acquired and deconverted, the property is sold to a private developer who rehabs the building to provide affordable rental housing.

This year DPD joined with the Department of Law and Ald. Dowell and Ald. Ervin to offer two workshops on opportunities to become engaged in the receivership process for vacant and abandoned buildings. The workshops, which were held on July 9 and 14, were targeted at community organizations, tradespeople and property preservation companies. Over fifty companies and individuals attended each event. Topics included an overview of the housing court process, the role and responsibilities of a court appointed receiver and ways for companies to get involved either as a receiver or as a vendor for existing receivers. Additional resources were provided for participants by the Chicago Community Loan Fund, Sunshine Gospel Ministries and Chicago Neighborhood Initiatives Micro Finance Group.

TBI has proved to be a potent strategy to address abandoned buildings and enable the preservation of affordable multi-family rental buildings and single-family homes. As a result, these efforts collectively have preserved more than 15,000 units of housing since 2003. This total includes 13,735 multi-family units in 760 buildings, 1,059 single-family units in 547 buildings and 805 condo units in 72 buildings.



Neighborhood Stabilization Program Update

In March 2014 the City of Chicago achieved full compliance with all HUD deadlines for utilization of a total of \$169 million in NSP grants awarded since the program began in 2009. The City will continue to invest in NSP targeted areas by using the income generated through sales of NSP properties to fund the acquisition and rehabilitation of additional buildings.

Through the second quarter of 2014, a total of 856 units in 191 properties have been acquired using funds from Chicago's three NSP grants. Construction has started on 802 units in 165 properties; 720 units (148 properties) have been finished or are nearing completion. One hundred thirty-nine units (98 properties) have been sold to qualified homebuyers, and 25 multi-family properties containing 339 units have been fully rented out. A list of all properties that have been assisted through NSP can be found in the Appendix. An updated version of this list is available at <http://www.chicagonsp.org/index.html>.



APPENDICES

Department of Planning and Development
2014 ESTIMATES OF PRODUCTION BY INCOME LEVEL

HOUSING PRODUCTION INITIATIVES	TOTAL FUNDS ANTICIPATED	UNITS BY INCOME LEVEL							TOTAL UNITS	
		0-15%	16-30%	31-50%	51-60%	61-80%	81-100%	101 + %		
TO CREATE AND PRESERVE AFFORDABLE RENTAL UNITS										
<u>MULTI-FAMILY REHAB & NEW CONSTRUCTION</u>										
Low-Income Housing Tax Credit Equity	\$ 66,900,000									
Mortgage Revenue Bonds	\$ 60,000,000									
Multi-family Loans	\$ 40,000,000									
Illinois Affordable Housing Tax Credit (value of donations/equity)	\$ 3,800,000									
City Land	\$ 6,000,000									
MAUI Capital Funds	\$ 1,090,000									
Subtotal, Multi-family Rehab and New Construction	\$ 177,790,000	23	116	358	462	34	25	42		1,060
<u>RENTAL ASSISTANCE</u>										
Chicago Low-Income Housing Trust Fund Rental Subsidy Program	\$ 15,050,000	1,924	1,036	-	-	-	-	-	-	2,960
MAUI Operating Funds (Affordable Housing Opportunity Fund)	\$ 1,090,000	26	14	-	-	-	-	-	-	40
Subtotal, Rental Assistance	\$ 16,140,000	1,950	1,050	-	-	-	-	-	-	3,000
<u>OTHER MULTI-FAMILY INITIATIVES</u>										
Affordable Requirements Ordinance (Rental Units)	\$ 3,000,000	-	-	-	60	-	-	-	-	60
Heat Receiver	\$ 1,000,000	60	146	292	68	34	-	-	-	600
Troubled Buildings Initiative -- Multi-family	\$ 2,700,000	-	44	131	75	438	62	-	-	750
TIF Purchase+ Rehab -- Multi-family	\$ 7,000,000	-	-	70	-	35	35	-	-	140
Neighborhood Stabilization Program (NSP3) -- Multi-family	\$ 1,791,492	-	-	7	-	-	-	-	8	15
Subtotal, Other Multi-family Initiatives	\$ 15,491,492	60	191	500	203	507	97	8		1,565
TOTAL, AFFORDABLE RENTAL PROGRAMS	\$ 209,421,492	2,033	1,356	858	665	541	122	50		5,625
Income distribution (by % of units)		36%	24%	15%	12%	10%	2%	1%		

**Department of Planning and Development
2014 ESTIMATES OF PRODUCTION BY INCOME LEVEL**

HOUSING PRODUCTION INITIATIVES	TOTAL FUNDS ANTICIPATED	UNITS BY INCOME LEVEL							TOTAL UNITS
		0-15%	16-30%	31-50%	51-60%	61-80%	81-100%	101 + %	
TO PROMOTE AND SUPPORT HOMEOWNERSHIP									
Affordable Requirements Ordinance / Chicago Community Land Trust	\$ 500,000	-	-	-	-	-	10	-	10
Home Purchase Assistance Program	-	-	-	-	-	-	-	-	-
Troubled Buildings Initiative -- Single-family	\$ 2,000,000	-	-	-	110	-	-	-	110
Troubled Buildings Initiative -- Condo	\$ 500,000	-	-	-	30	-	-	-	30
Neighborhood Stabilization Program -- Single-family	\$ 1,194,328	-	-	-	-	-	-	24	24
TIF Purchase+Rehab -- Single-family	\$ 334,000	-	-	-	-	-	-	7	7
TaxSmart	\$ 26,000,000	-	4	7	11	37	42	99	200
Neighborhood Lending Program -- Purchase / Purchase+Rehab Loans	\$ 9,500,000	-	-	4	30	60	53	53	200
Neighborhood Lending Program -- MMRP Home Purchase Grants	\$ 500,000	-	-	-	3	12	-	-	15
TOTAL, HOMEOWNERSHIP PROGRAMS	\$ 40,528,328	-	4	11	184	109	105	183	596
Income distribution (by % of units)									
		0%	1%	2%	31%	18%	18%	31%	
TO IMPROVE AND PRESERVE HOMES									
Roof and Porch Repairs (formerly EHAP)	\$ 5,000,000	7	72	216	63	42	-	-	400
Emergency Heating Repairs (formerly EHAP)	\$ 500,000	2	18	54	16	10	-	-	100
SARFS (Small Accessible Repairs for Seniors)	\$ 1,700,000	59	219	176	41	30	-	-	525
TIF-NIP -- Single-family	\$ 2,500,000	8	38	49	25	45	32	3	200
Neighborhood Lending Program -- Home Improvement Loans	\$ 650,000	-	-	-	-	14	18	18	50
Neighborhood Lending Program -- Foreclosure Prevention Loans	\$ 2,700,000	-	-	2	3	5	5	5	20
Neighborhood Lending Program -- MMRP Home Improvement Grants	\$ 500,000	-	-	-	4	16	-	-	20
Historic Bungalow Initiative	\$ 1,212,500	-	-	104	118	262	172	44	700
TOTAL, HOME PRESERVATION PROGRAMS	\$ 14,762,500	76	347	601	270	424	227	70	2,015
Income distribution (by % of units)									
		4%	17%	30%	13%	21%	11%	3%	
GRAND TOTAL, ALL PRODUCTION INITIATIVES	\$ 264,712,320	2,109	1,707	1,470	1,119	1,074	454	303	8,236
Income distribution (by % of units)									
		26%	21%	18%	14%	13%	6%	4%	

DELEGATE AGENCY INITIATIVES	TOTAL FUNDS ANTICIPATED	TOTAL HOUSEHOLDS
Technical Assistance Centers (Citywide)	\$ 900,000	25,000
Community Resource Centers	\$ 760,000	18,000
Foreclosure Prevention Housing Counseling Centers	\$ 940,000	7,500
Neighborhood Lending Program -- Counseling	\$ 300,000	2,500
CHDO Operating Assistance	\$ 376,000	
TOTAL, DELEGATE AGENCY INITIATIVES	\$ 3,276,000	53,000

Department of Planning and Development
COMMITMENTS AND PRODUCTION COMPARISON TO PLAN
 January 1 - June 30, 2014

HOUSING PRODUCTION INITIATIVES		TOTAL FUNDS ANTICIPATED	Total Funds Anticipated (5-yr)	2014 COMMITMENTS			2014 UNITS SERVED					
				First Quarter	Second Quarter	Year To Date	PROJECTED UNITS	First Quarter	Second Quarter	Year To Date		
TO CREATE AND PRESERVE AFFORDABLE RENTAL HOUSING												
MULTIFAMILY REHAB & NEW CONSTRUCTION												
	9% Credits	\$ 58,900,000	\$ 294,500,000	\$ 14,433,000	\$ -	\$ 14,433,000						
	4% Credits	\$ 8,000,000	\$ 40,000,000	\$ -	\$ 8,734,843	\$ 8,734,843						
	Mortgage Revenue Bonds	\$ 60,000,000	\$ 300,000,000	\$ -	\$ 27,000,000	\$ 27,000,000						
	HOME	\$ 14,300,000	\$ 71,500,000	\$ 2,800,000	\$ -	\$ 2,800,000						
	CDBG	\$ 1,500,000	\$ 7,500,000	\$ -	\$ 1,900,000	\$ 1,900,000						
	Affordable Housing Opportunity Fund	\$ 4,200,000	\$ 21,000,000	\$ -	\$ -	\$ -						
	TIF / Corporate	\$ 20,000,000	\$ 100,000,000	\$ -	\$ 10,000,000	\$ 10,000,000						
	Illinois Affordable Housing Tax Credit (value of donations/equity)	\$ 3,800,000	\$ 19,000,000	\$ -	\$ 5,890,000	\$ 5,890,000						
	City Land	\$ 6,000,000	\$ 30,000,000	\$ -	\$ -	\$ -						
	Affordable Housing Opportunity Fund	\$ 310,000	\$ 1,550,000	\$ -	\$ -	\$ -						
	MAUI Capital Funds	\$ 780,000	\$ 3,900,000	\$ -	\$ -	\$ -						
	Section 504 units Type A units Type B units											
	Accessible Units: Rehab & New Construction											
	Hearing/Vision Impaired (HVI) units											
	Subtotal, Multi-family Rehab and New Construction	\$ 177,790,000	\$ 888,950,000	\$ 17,233,000	\$ 53,524,843	\$ 70,757,843	\$ 1,060	65	106*	171	16.1%	
RENTAL ASSISTANCE												
	Chicago Low-Income Housing Trust Fund Rental Subsidy Program	\$ 15,050,000	\$ 75,250,000	\$ 14,761,178	\$ 54,073	\$ 14,815,251						
	MAUI Operating Funds (Affordable Housing Opportunity Fund)	\$ 1,090,000	\$ 5,450,000	\$ -	\$ -	\$ -						
	Subtotal, Rental Assistance	\$ 16,140,000	\$ 80,700,000	\$ 14,761,178	\$ 54,073	\$ 14,815,251	\$ 3,000	2,792	3	2,795	93.2%	
OTHER MULTI-FAMILY INITIATIVES												
	Affordable Requirements Ordinance (ARO Rental Units)	\$ 3,000,000	\$ 15,000,000	\$ 500,000	\$ 2,400,000	\$ 2,900,000						
	Heat Receiver	\$ 1,000,000	\$ 5,000,000	\$ 339,409	\$ 275,643	\$ 615,052						
	Troubled Buildings Initiative -- Multi-family	\$ 2,700,000	\$ 13,500,000	\$ 714,948	\$ 524,960	\$ 1,239,908						
	TIF Purchase-Rehab -- Multi-family	\$ 7,000,000	\$ 35,000,000	\$ -	\$ -	\$ -						
	Neighborhood Stabilization Program -- Multi-family	\$ 1,791,492	\$ 8,957,462	\$ -	\$ -	\$ -						
	Section 504 units Type A units Type B units											
	Accessible Units: NSP Multi-family											
	Hearing/Vision Impaired (HVI) units											
	Subtotal, Other Multi-family Initiatives	\$ 15,491,492	\$ 77,457,462	\$ 1,554,357	\$ 3,200,604	\$ 4,754,961	\$ 1,565	455	199	654	30.7%	0
	TOTAL AFFORDABLE RENTAL PROGRAMS	\$ 209,421,492	\$ 1,047,107,462	\$ 33,548,535	\$ 56,779,520	\$ 90,328,055	\$ 5,625	3,312	308	3,620	64.4%	

* Does not include Lawson House units (see p. 3 of text).

Department of Planning and Development
COMMITMENTS AND PRODUCTION COMPARISON TO PLAN
 January 1 - June 30, 2014

HOUSING PRODUCTION INITIATIVES	TOTAL FUNDS ANTICIPATED	Total Funds Anticipated	2014 COMMITMENTS				PROJECTED UNITS	2014 UNITS SERVED		
			First Quarter	Second Quarter	Year To Date	% of Goal		First Quarter	Second Quarter	Year To Date
TO PROMOTE AND SUPPORT HOMEOWNERSHIP										
Affordable Requirements Ordinance / Chicago Community Land Trust	\$ 500,000	\$ 2,500,000	\$ -	\$ 917,385	\$ 917,385	183.5%	10	-	25	250.0%
City Lots for City Living	\$ -	\$ -	\$ 316,000	\$ -	\$ 316,000	-	-	6	-	6
Home Purchase Assistance Program	\$ -	\$ 5,000,000	\$ -	\$ -	\$ -	-	-	-	-	-
Troubled Buildings Initiative -- Single-family	\$ 2,000,000	\$ 10,000,000	\$ 414,540	\$ 261,338	\$ 675,878	33.8%	110	26	41	60.9%
Troubled Buildings Initiative -- Condo	\$ 500,000	\$ 2,500,000	\$ 50,000	\$ 50,000	\$ 100,000	20.0%	30	-	-	0.0%
Neighborhood Stabilization Program -- Single-family	\$ 1,194,328	\$ 5,971,642	\$ 4,494,392	\$ 33,623	\$ 4,528,015	379.1%	24	13	-	54.2%
TIF Purchase-Rehab -- Single-family	\$ 334,000	\$ 1,670,000	\$ -	\$ -	\$ -	0.0%	7	-	-	0.0%
TaxSmart	\$ 26,000,000	\$ 130,000,000	\$ 1,867,371	\$ 2,293,571	\$ 4,160,942	16.0%	204	12	15	27
Neighborhood Lending Program -- Purchase / Purchase-Rehab Loans	\$ 9,500,000	\$ 47,500,000	\$ 479,613	\$ 1,633,300	\$ 2,112,913	22.2%	200	17	20	37
Neighborhood Lending Program -- MMRP Home Purchase Grants	\$ 500,000	\$ 2,500,000	\$ -	\$ -	\$ -	0.0%	15	-	-	0.0%
TOTAL, HOMEOWNERSHIP PROGRAMS	\$ 40,528,328	\$ 207,641,642	\$ 7,621,916	\$ 5,189,217	\$ 12,811,133	31.6%	656	74	101	175
TO IMPROVE AND PRESERVE HOMES										
Roof and Porch Repairs (formerly EHAP)	\$ 5,000,000	\$ 25,000,000	\$ 372,310	\$ 1,756,685	\$ 2,130,995	42.6%	400	23	163	186
Emergency Heating Repairs (formerly EHAP)	\$ 500,000	\$ 2,500,000	\$ 481,583	\$ 171,280	\$ 652,863	130.6%	100	73	44	117
SARFS (Small Accessible Repairs for Seniors)	\$ 2,101,455	\$ 8,500,000	\$ 69,561	\$ 182,176	\$ 251,737	12.0%	525	9	97	106
TIF-NIP -- Single-family	\$ 2,500,000	\$ 12,500,000	\$ 216,385	\$ 414,364	\$ 630,749	25.2%	200	20	39	59
Neighborhood Lending Program -- Home Improvement Loans	\$ 650,000	\$ 3,250,000	\$ 103,258	\$ 195,541	\$ 298,799	46.0%	50	4	12	16
Neighborhood Lending Program -- Foreclosure Prevention Loans	\$ 2,700,000	\$ 13,500,000	\$ 1,868,800	\$ 150,900	\$ 2,019,700	74.8%	20	15	1	16
Neighborhood Lending Program -- MMRP Home Improvement Grants	\$ 500,000	\$ 2,500,000	\$ 246,315	\$ 287,190	\$ 535,505	107.1%	20	28	36	64
Historic Bungalow Initiative	\$ 1,212,500	\$ 6,062,500	\$ 355,045	\$ 264,219	\$ 619,264	51.1%	700	150	126	276
TOTAL, HOME PRESERVATION PROGRAMS	\$ 14,762,500	\$ 73,812,500	\$ 3,715,257	\$ 3,424,355	\$ 7,139,612	48.4%	2,015	322	518	840
GRAND TOTAL, ALL INITIATIVES	\$ 264,712,320	\$ 1,328,561,604	\$ 44,885,708	\$ 65,393,092	\$ 110,278,799	41.7%	8,296	3,708	927	4,635
										55.9%

Department of Housing and Economic Development
PRODUCTION BY INCOME LEVEL

January 1 - June 30, 2014

HOUSING PRODUCTION INITIATIVES	UNITS BY INCOME LEVEL							TOTAL UNITS
	0-15%	16-30%	31-50%	51-60%	61-80%	81-100%	101 + %	
TO CREATE AND PRESERVE AFFORDABLE RENTAL UNITS								
MULTI-FAMILY REHAB & NEW CONSTRUCTION								
Low-Income Housing Tax Credit Equity								
Mortgage Revenue Bonds								
Multi-family Loans								
Illinois Affordable Housing Tax Credit (value of donations/equity)								
City Land								
MAUI Capital Funds								
Subtotal, Multi-family Rehab and New Construction	-	-	26	102	-	-	43	171
RENTAL ASSISTANCE								
Chicago Low-Income Housing Trust Fund Rental Subsidy Program	1,669	1,126	-	-	-	-	-	2,795
MAUI Operating Funds (Affordable Housing Opportunity Fund)	-	-	-	-	-	-	-	-
Subtotal, Rental Assistance	1,669	1,126	-	-	-	-	-	2,795
OTHER MULTI-FAMILY INITIATIVES								
Affordable Requirements Ordinance (ARO Rental Units)	-	32	-	49	-	-	-	81
Heat Receiver	28	68	136	31	15	-	-	278
Troubled Buildings Initiative -- Multi-family	-	18	51	29	173	24	-	295
TIF Purchase+Rehab -- Multi-family	-	-	-	-	-	-	-	-
Neighborhood Stabilization Program (NSP3) -- Multi-family	-	-	-	-	-	-	-	-
Subtotal, Other Multi-family Initiatives	28	118	187	109	188	24	-	654
TOTAL, AFFORDABLE RENTAL PROGRAMS	1,697	1,244	213	211	188	24	43	3,620
Income distribution (by % of units)	47%	34%	6%	6%	5%	1%	1%	

Department of Housing and Economic Development
PRODUCTION BY INCOME LEVEL

January 1 - June 30, 2014

HOUSING PRODUCTION INITIATIVES	UNITS BY INCOME LEVEL						TOTAL UNITS
	0-15%	16-30%	31-50%	51-60%	61-80%	81-100%	
TO PROMOTE AND SUPPORT HOMEOWNERSHIP							
Affordable Requirements Ordinance / Chicago Community Land Trust	-	-	-	25	-	-	25
City Lots for City Living	-	-	-	-	-	-	6
Home Purchase Assistance Program	-	-	-	-	-	-	-
Troubled Buildings Initiative -- Single-family	-	-	-	67	-	-	67
Troubled Buildings Initiative -- Condo	-	-	-	-	-	-	-
Neighborhood Stabilization Program -- Single-family	-	-	-	-	-	-	13
TIF Purchase+Rehab -- Single-family	-	-	-	-	-	-	-
TaxSmart	-	-	1	3	4	3	27
Neighborhood Lending Program -- Purchase / Purchase+Rehab Loans	2	-	2	2	10	11	37
Neighborhood Lending Program -- MMRP Home Purchase Grants	-	-	-	-	-	-	-
TOTAL, HOMEOWNERSHIP PROGRAMS	2	-	3	97	14	14	175
Income distribution (by % of units)	1%	0%	2%	55%	8%	8%	26%
TO IMPROVE AND PRESERVE HOMES							
Roof and Porch Repairs (formerly EHAP)	2	33	86	21	44	-	186
Emergency Heating Repairs (formerly EHAP)	4	18	49	16	30	-	117
SARFS (Small Accessible Repairs for Seniors)	-	-	-	106	-	-	106
TIF-NIP -- Single-family	-	9	11	11	19	3	59
Neighborhood Lending Program -- Home Improvement Loans	-	3	-	2	4	2	16
Neighborhood Lending Program -- Foreclosure Prevention Loans	-	-	-	-	2	2	16
Neighborhood Lending Program -- MMRP Home Improvement Grants	-	7	16	8	9	13	64
Historic Bungalow Initiative	14	46	91	44	81	-	276
TOTAL, HOME PRESERVATION PROGRAMS	20	116	253	208	189	20	840
Income distribution (by % of units)	2%	14%	30%	25%	23%	2%	4%
GRAND TOTAL, ALL INITIATIVES							
	1,719	1,360	469	516	391	58	4,635
Income distribution (by % of units)	37%	29%	10%	11%	8%	1%	3%

[This page intentionally left blank]

**City of Chicago
Department of Planning and Development**

**Summaries of Approved Multifamily Developments
Second Quarter 2014**

Parkside of Old Town—Phase IIB
Parkside Phase IIB, LP
459 W. Division Street
1151 N. Cleveland Street

**City of Chicago Department of Planning and Development
Second Quarter 2014**

**Project Summary:
Parkside of Old Town–Phase IIB**

<u>BORROWER/DEVELOPER:</u>	Parkside Phase IIB, LP
<u>FOR PROFIT/NOT-FOR-PROFIT:</u>	For-Profit
<u>PROJECT NAME AND ADDRESS:</u>	Parkside of Old Town–Phase IIB 459 W. Division Street 1151 N. Cleveland Street
<u>WARD AND ALDERMAN:</u>	27th Ward Alderman Walter Burnett
<u>COMMUNITY AREA:</u>	Near North Side
<u>CITY COUNCIL APPROVAL:</u>	May 28, 2014
<u>PROJECT DESCRIPTION:</u>	Construction of 106 mixed-income units in two buildings on the southeast corner of Division and Cleveland Streets. The project will contain 36 units of replacement housing for former CHA residents, along with 27 affordable units and 43 market-rate apartments. Part of the redevelopment of the former Cabrini-Green public housing complex, the new units will be located in a nine-story, 94-unit high-rise and a three-story, 12-unit walk-up.
<u>Tax-Exempt Bonds:</u>	\$27,000,000
<u>TIF Funds:</u>	\$10,000,000
<u>MF Loan:</u>	\$1,900,000
<u>LIHTCs:</u>	4% credits generating \$8,734,843 in equity
<u>Donation Tax Credits:</u>	\$4,000,000 in credits generating \$3,590,000 in equity

Project Summary: Parkside of Old Town–Phase IIB
Page 2

UNIT MIX / RENTS

Type	Number	Rent*	Income Levels Served
1 bed/1 bath	21	\$425	CHA Replacement
1 bed/1 bath	1	\$312	30% AMI
1 bed/1 bath	1	\$484	40% AMI
1 bed/1 bath	4	\$615	50% AMI
1 bed/1 bath	5	\$746	60% AMI
1 bed/1 bath	19	\$1,350	Market Rate
2 bed/1 bath	2	\$376	30% AMI
2 bed/1 bath	2	\$534	40% AMI
2 bed/1 bath	3	\$736	50% AMI
2 bed/1 bath	4	\$894	60% AMI
2 bed/1 bath	13	\$1,550	Market Rate
2 bed/2 bath	7	\$425	CHA Replacement
2 bed/2 bath	11	\$1,600	Market Rate
3 bed/2 bath	7	\$425	CHA Replacement
3 bed/2 bath	1	\$618	40% AMI
3 bed/2 bath	2	\$849	50% AMI
3 bed/2 bath	2	\$1,032	60% AMI
4 bed/2 bath	1	\$425	CHA Replacement
TOTAL	106		

*Utilities included: heating, cooling and hot water

PROJECT COSTS

Category	Amount	Per Unit	% of Project
Construction	\$32,287,500	\$ 304,599	78.8%
Soft Costs	\$ 6,664,029	\$ 62,868	16.3%
Developer Fee	\$ 2,000,000	\$ 18,868	4.9%
TOTAL	\$40,951,529	\$ 386,335	100%

PROJECT FINANCING

Source	Amount	Rate	Per Unit	% of Project
1st Mortgage	\$ 3,774,267		\$ 35,606	9.2%
CHA/HOPE VI Funds	\$12,442,319		\$ 117,380	30.3%
TIF Funds	\$10,000,000		\$ 94,340	24.4%
CDBG Multi-family Loan	\$ 1,900,000	1%	\$ 17,925	4.6%
LIHTC Equity	\$ 8,734,843		\$ 82,404	21.3%
Donation Tax Credit Equity	\$ 3,590,000		\$ 33,868	8.8%
Other	\$ 510,100		\$ 4,812	1.2%
TOTAL	\$40,951,529		\$ 386,335	100%

Department of Planning and Development
MULTI-FAMILY DEVELOPMENT CLOSINGS
 January 1 – June 30, 2014

Development	Ward	Units	City Council Approval Date	Closing Date	Status/Comments
Legends Phase C-3	3	71	11/13/2013	1/29/2014	Under construction
Parkside of Old Town—Phase IIB	27	106	5/28/2014	6/25/2014	Groundbreaking 8/5/2014

Department of Planning and Development
MULTI-FAMILY LOAN COMMITMENTS
 January 1 - June 30, 2014

Quarter Approved	Development Name	Developer	Primary Project Address	Ward	Loan Amount	Total Units	Units by Income Level							
							0-15%	16-30%	31-50%	51-60%	61-80%	81-100%	101+ %	
1st	Woodlawn Park Senior Apartments	Preservation of Affordable Housing, Inc.	6116-44 S. Cottage Grove	20	\$ 2,800,000	65			26	39				
2nd	Parkside of Old Town—Phase IIB	Parkside Phase IIB, LP	459 W. Division 1151 N. Cleveland	27	\$ 1,900,000	106				63				43
TOTAL					\$ 4,700,000	171	-	-	26	102	-	-	43	

Department of Planning and Development
TAX INCREMENT FINANCING (TIF) MULTI-FAMILY COMMITMENTS
 January 1 - June 30, 2014

Quarter Approved	Development Name	Developer	Project Address	Ward	City Commitment	Total Units	Units by Income Level							
							0-15%	16-30%	31-50%	51-60%	61-80%	81-100%	101+ %	
2nd	Parkside of Old Town-Phase IIB	Parkside Phase IIB, LP	459 W. Division 1151 N. Cleveland	27	\$ 1,000,000	106				63				43
TOTAL					\$ 1,000,000	106	-	-	-	63	-	-	-	43

Department of Planning and Development
LOW INCOME HOUSING TAX CREDIT COMMITMENTS
 January 1 - June 30, 2014

	Quarter Approved	Development Name	Developer	Project Address	Ward	Tax Credit Allocation	Equity Generated	Total Units	Units by Income Level						
									0-15%	16-30%	31-50%	51-60%	61-80%	81-100%	101+ %
DPD 9% CREDITS	1st	Woodlawn Park Senior Apartments	Preservation of Affordable Housing, Inc.	6116-44 S. Cottage Grove	20	\$ 1,415,000	\$ 14,433,000	65			26	39			
DPD 4% CREDITS	2nd	Parkside of Old Town—Phase IIB	Parkside Phase IIB, LP	459 W. Division 1151 N. Cleveland	27		\$ 8,734,843	106				63			43
TOTAL							\$23,167,843	171	-	-	26	102	-	-	43

Department of Planning and Development
ILLINOIS AFFORDABLE HOUSING TAX CREDIT COMMITMENTS
 January 1 - June 30, 2014

Quarter Approved	Development Name	Developer	Project Address	Ward	Reservation	Resources Generated	Total Units	Units by Income Level								
								0-15%	16-30%	31-50%	51-60%	61-80%	81-100%	101+ %		
2nd	Parkside of Old Town—Phase IIB	Parkside Phase IIB, LP	459 W. Division 1151 N. Cleveland	27	\$4,000,000	\$3,590,000	106				63				43	
TOTAL APPROVED TAX CREDIT PROJECTS																
						\$3,590,000	106	-	-	-	63	-	-	-	43	

Department of Planning and Development
MULTI-FAMILY MORTGAGE REVENUE BOND COMMITMENTS
 January 1 - June 30, 2014

Quarter Approved	Development Name	Developer	Project Address	Ward	Bond Allocation	Total Units	Units by Income Level							
							0- 15%	16- 30%	31- 50%	51- 60%	61- 80%	81- 100%	101+ %	
2nd	Parkside of Old Town- Phase IIB	Parkside Phase IIB, LP	459 W. Division 1151 N. Cleveland	27	\$ 27,000,000	106			63					43
TOTAL					\$ 27,000,000	106	-	-	63	-	-	-	-	43

Chicago Low-Income Housing Trust Fund
Rental Subsidy Program - Appropriations as of June 30, 2014

ORGANIZATION	BUILDING ADDRESS	WARD	COMMUNITY AREA	TOTAL FUNDING	UNITS	TOTAL STUDIES					TOTAL SRO	TOTAL 1-Bdrm	TOTAL 2-Bdrm	TOTAL 3-Bdrm	TOTAL 4+ Bdrm	TOTAL Beds	0-15%	16-30%
1622 California Venture LLC c/o Audit Management Inc.	1622 N. California	1	West Town	\$ 91,860	20	20	0	0	0	0	0	0	0	0	0	20		
Barnes Real Estate	2658 W. Armitage	1	Logan Square	\$ 12,060	1	0	0	0	1	0	0	0	0	0	1			
Bickerdike Redevelopment Corp (Howard Apartments LP)	1567-69 N. Hoyne	1	West Town	\$ 44,160	16	0	15	1	0	0	0	0	0	0	0	16		
Cortland Street, LLC c/o Checkmate Realty & Dev. Inc.	1908-14 N. Kimball / 3400-08 W. Cortland	1	Logan Square	\$ 9,360	1	0	0	0	1	0	0	0	0	0	2			
Humboldt Park United Methodist Church	2120-22 N. Mozart	1	Logan Square	\$ 24,960	4	0	0	3	0	1	0	0	0	0	3	1		
Humboldt Ridge II L.P. c/o Related Management	1810-16 N. St. Louis	1	Logan Square	\$ 29,136	6	0	0	1	0	5	0	0	0	0	1	5		
Khachi, Edward	1657 N. Francisco	1	West Town	\$ 3,804	1	0	0	0	1	0	0	0	0	0	1			
L.U.C.H.A. (Borinquen Bella LP)	1456 N. Rockwell / 2609 W. Lemoyne	1	West Town	\$ 8,364	2	0	0	0	2	0	0	0	0	0	2			
L.U.C.H.A. (Borinquen Bella LP)	1414-18 N. Washenaw	1	West Town	\$ 13,488	3	0	0	1	1	1	0	0	0	0	3			
L.U.C.H.A. (Borinquen Bella LP)	1318 N. Rockwell / 2603-07 W. Evergreen	1	West Town	\$ 23,316	4	0	0	0	2	2	0	0	0	0	1	3		
L.U.C.H.A. (Madres Unidas LP)	1516 N. Talman	1	West Town	\$ 15,192	2	0	0	0	1	1	0	0	0	0	1	1		
Renaissance Realty Group, Inc. (Renaissance West)	2517 W. Fullerton	1	Logan Square	\$ 95,400	30	0	30	0	0	0	0	0	0	0	0	30		
Harris Jr., Roosevelt	2724 W. Jackson	2	East Garfield Park	\$ 11,760	1	0	0	0	0	0	1	0	0	0	1			
YMCA of Metro Chicago	30 W. Chicago	2	Near North Side	\$ 521,860	126	126	0	0	0	0	0	0	0	0	126			
18th & Wabash Corporation	1801 S. Wabash	3	Near South Side	\$ 149,730	60	60	0	0	0	0	0	0	0	0	10	50		
6034 Building LLC	6034-52 S. Prairie	3	Washington Park	\$ 31,836	5	0	0	0	4	1	0	0	0	0	3	2		
A Safe Haven LLC / KMA Holdings LLC	4750-58 S. Michigan / 64 E. 48th	3	Grand Boulevard	\$ 60,240	8	0	0	0	2	3	3	0	0	0	4	4		
Barnes Real Estate	3840-02 S. King Dr	3	Douglas	\$ 24,036	4	0	0	3	1	0	0	0	0	0	3	1		
Barnes Real Estate	4221 S. Prairie	3	Grand Boulevard	\$ 13,800	1	0	0	0	0	0	1	0	0	0	1			
Barnes Real Estate	4463 S. Shields	3	Fuller Park	\$ 10,644	1	0	0	0	0	1	0	0	0	0	1			
Barnes Real Estate	4637-39 S. Prairie	3	Grand Boulevard	\$ 34,704	3	0	0	0	1	0	2	0	0	0	3			
Barnes Real Estate	4824 S. Prairie	3	Grand Boulevard	\$ 25,200	2	0	0	0	0	0	2	0	0	0	2			
Barnes Real Estate	5161-63 S. Michigan	3	Washington Park	\$ 17,724	2	0	0	0	0	2	0	0	0	0	2			
Barnes Real Estate	5611 S. Lafayette	3	Washington Park	\$ 8,400	1	0	0	0	1	0	0	0	0	0	1			
Building 5606 Wabash LLC	5606 S. Wabash	3	Washington Park	\$ 32,268	5	0	0	0	3	2	0	0	0	0	1	4		
Chicago Metro Hsg Dev Corp (Progressive Square LP)	4748-56 S. Wabash	3	Grand Boulevard	\$ 22,416	3	0	0	0	1	2	0	0	0	0	2	1		

Chicago Low-Income Housing Trust Fund
 Rental Subsidy Program - Appropriations as of June 30, 2014

ORGANIZATION	BUILDING ADDRESS	WARD	COMMUNITY AREA	TOTAL FUNDING	UNITS	TOTAL STUDIES					TOTAL BEDS			0-15%	16-30%
						TOTAL SRO	TOTAL 1-Bdrm	TOTAL 2-Bdrm	TOTAL 3-Bdrm	TOTAL 4+ Bdrm	TOTAL SRO	TOTAL 1-Bdrm	TOTAL 2-Bdrm		
Chicago Metro Hsg Dev Corp c/o Kass Management	5152-78 S. King Dr	3	Washington Park	\$ 6,120	1	0	0	0	0	0	0	0	0	1	
Dubiel, Morgan	4149 S. Wells	3	Fuller Park	\$ 8,760	1	0	0	1	0	0	0	0	0	1	
Essex-King Apartments, LLC	5300-10 S King Dr / 363-69 E. 53rd & 5248 S. King / 370 E. 53rd	3	Washington Park	\$ 22,500	4	0	0	2	2	0	0	0	0	2	2
Ezman Holdings, LLC-4459 Indiana	4457-59 S. Indiana / 206-14 E. 45th	3	Grand Boulevard	\$ 20,520	5	0	0	4	1	0	0	0	0	4	1
Holsten Management (Hilliard Homes LP)	2111 S. Clark	3	Near South Side	\$ 30,840	7	0	0	7	0	0	0	0	0	7	
King Preservation LP	5049 S. King Drive	3	Grand Boulevard	\$ 118,008	15	0	0	5	0	10	0	0	11	4	
Mercy Housing Lakefront (South Loop Limited Partnership)	1521 S. Wabash	3	Near South Side	\$ 49,740	27	27	0	0	0	0	0	0	0	22	5
Park R, LLC	202-20 E. Garfield / 5730-40 S. Calumet / 5447 S Indiana / 5446-50 S Prairie	3	Washington Park	\$ 199,764	30	0	0	3	17	10	0	0	0	5	25
Paul G. Stewart Apartments / Charles A Beckett Assoc LP (M)	400 E. 41st Street	3	Grand Boulevard	\$ 63,852	10	0	0	10	0	0	0	0	0	10	
Wayne, Jack	4927-29 S. Prairie	3	Grand Boulevard	\$ 12,000	1	0	0	0	0	1	0	0	0	1	
Whitfield, Dewayne	5543 S. Shields	3	Englewood	\$ 8,160	1	0	0	0	1	0	0	0	0	1	
Community Hsg Partners II LP	3515-55 S. Cottage Grove	4	Oakland	\$ 129,564	16	0	0	4	9	3	0	0	0	8	8
Drexel Court LLC	4742-48 S. Drexel	4	Kenwood	\$ 6,000	1	0	0	1	0	0	0	0	0	1	
Hinojosa, Oscar	5220 S. Harper	4	Hyde Park	\$ 11,280	2	0	2	0	0	0	0	0	0	2	
Oates, Beutonna	4340 S. Lake Park	4	Kenwood	\$ 10,500	1	0	0	0	0	0	1	0	0	1	
Peterson Properties of Chgo, LLC	647-49 E 50th Place	4	Grand Blvd.	\$ 5,100	1	0	0	1	0	0	0	0	0	1	
VCP Funding III, LLC-Series 4611 Drexel	4611-17 S. Drexel	4	Kenwood	\$ 53,640	10	0	0	0	10	0	0	0	0	10	
6849 S. Clyde, LLC	6849 S. Clyde	5	South Shore	\$ 5,640	1	0	0	0	1	0	0	0	0	1	
6914 S Clyde LLC	6914-16 S. Clyde	5	South Shore	\$ 28,320	6	0	0	6	0	0	0	0	0	6	
c/o Phoenix Property Mgt	7040-50 S. Merrill	5	South Shore	\$ 31,680	11	0	3	8	0	0	0	0	0	11	
7040-50 S Merrill LLC	7040-50 S. Merrill	5	Greater Grand Boulevard	\$ 8,760	1	0	0	0	1	0	0	0	0	1	
7601 S Drexel LLC	7601-11 S. Drexel / 905 E. 76th	5	South Shore	\$ 6,120	1	0	0	0	1	0	0	0	0	1	
Amuwo, Shaifdeen / Public Health Associates LLC	2055 E 72nd St	5	South Shore	\$ 6,120	1	0	0	0	1	0	0	0	0	1	
Benson, Lilah	6706-08 S. Clyde	5	South Shore	\$ 7,320	1	0	0	0	1	0	0	0	0	1	

Chicago Low-Income Housing Trust Fund
 Rental Subsidy Program - Appropriations as of June 30, 2014

ORGANIZATION	BUILDING ADDRESS	WARD	COMMUNITY AREA	TOTAL FUNDING	UNITS	TOTAL STUDIES					0-15%	16-30%		
						TOTAL SRO	TOTAL 1-Bdrm	TOTAL 2-Bdrm	TOTAL 3-Bdrm	TOTAL 4+ Bdrm			TOTAL Beds	
Dougherty Properties, LLC	6940-42 S Paxton	5	South Shore	\$ 9,480	1	0	0	0	1	0	0	1		
Dubiel, Morgan	7437-39 S. Chappel	5	South Shore	\$ 10,800	1	0	0	0	1	0	0	1		
Family Rescue	6820-30 S. Ridgeland	5	South Shore	\$ 85,320	22	0	0	6	10	0	0	22		
Island Terrace Apartments	6430 S. Stony Island	5	Woodlawn	\$ 13,272	2	0	0	1	0	0	0	1		
Jeffery Building Inc	7102 S Jeffery	5	South Shore	\$ 5,820	1	0	0	1	0	0	0	1		
Kennedy, Sonia	7122 S. University	5	Greater Grand Crossing	\$ 12,000	1	0	0	0	1	0	0	1		
King Oden c/o Unique Real Estate	1509 E. Marquette	5	Woodlawn	\$ 7,200	1	0	0	0	1	0	0	1		
Lakeside Real Estate (2358 E 70th Place LLC)	2358 E. 70th Place	5	South Shore	\$ 42,840	8	0	0	0	0	0	0	4	4	
London, Adrienne	7038-40 S. Clyde	5	South Shore	\$ 15,960	2	0	0	1	1	0	0	2		
Luster, Jacqueline	2353 E. 70th St.	5	South Shore	\$ 5,700	1	0	0	1	0	0	0	1		
M & A Management	7001-09 S. Clyde / 2107 E 70th	5	South Shore	\$ 54,900	6	0	0	1	5	0	0	4	2	
Maben, LLC	5736 S Stony Island	5	Hyde Park	\$ 5,460	1	0	1	0	0	0	0	1		
Phillips, Joseph	7249 S. Merrill	5	South Shore	\$ 9,720	1	0	0	0	1	0	0	1		
RaHa Properties, LLC	7122 S. Drexel	5	Greater Grand Crossing	\$ 9,600	1	0	0	0	1	0	0	1		
The Genesis Group 7024, Inc.	7024-32 S. Paxton	5	South Shore	\$ 51,768	8	0	0	5	3	0	0	3	5	
Thompson, Willa	6821 S. Crandon	5	South Shore	\$ 10,800	1	0	0	0	1	0	0	1		
TP Housing Solutions LLC	6838 S. Dorchester	5	South Shore	\$ 9,180	1	0	0	0	1	0	0	1		
VCP 6901 Paxton LLC	6901-17 S. Paxton / 2213-17 E 69th	5	South Shore	\$ 28,260	3	0	0	1	2	0	0	1	2	
WECAN	1554-56 E. 65th St	5	Woodlawn	\$ 46,896	8	0	1	7	0	0	0	8		
Wolcott Group (TWG Dorchester LLC)	6800-20 S. Dorchester	5	South Shore	\$ 135,720	17	0	0	1	5	8	3	0	14	3
6950-58 S. Wentworth, LLC	6950-58 S Wentworth / 204-08 W 70th	6	Greater Grand	\$ 29,880	4	0	0	2	2	0	0	0	3	1
Atwater, Winston	7542 S. Calumet	6	Greater Grand Crossing	\$ 7,320	1	0	0	0	1	0	0	0	1	
Baldwin, Stephanie Monique	147 W. 71st St	6	Greater Grand Crossing	\$ 10,800	1	0	0	0	1	0	0	1		
Barnes Real Estate	6733 S. Morgan	6	Englewood	\$ 10,020	1	0	0	0	1	0	0	1		
Barnes Real Estate	7120 S. Parnell	6	Englewood	\$ 8,760	1	0	0	0	1	0	0	1		
Barnes Real Estate	7230 S. Yale	6	Greater Grand Crossing	\$ 17,400	1	0	0	0	0	1	0	1		
Barnes Real Estate	7248 S. Yale	6	Greater Grand Crossing	\$ 9,248	1	0	0	0	1	0	0	1		
Barnes Real Estate	7531 S. Eberhart	6	Greater Grand Crossing	\$ 10,500	1	0	0	0	0	1	0	1		
Bertolino Pieropoulos, Lindsay	7500 S. Emerald	6	Greater Grand Crossing	\$ 10,200	1	0	0	0	1	0	0	1		
Boyd, Christopher / DAQ Inc.	6712 S. Halsted	6	Englewood	\$ 9,360	1	0	0	0	1	0	0	1		
Breges Management	7557-59 S. Calumet / 348-58 E 76th	6	Greater Grand Crossing	\$ 21,480	4	0	0	2	2	0	0	0	4	
Breges Management	8144-46 S. Vernon	6	Chatham	\$ 11,700	2	0	0	1	1	0	0	0	2	
Brown, Yolanda	7556 S. Langley / 654 E 76th	6	Grand Crossing	\$ 7,620	1	0	0	1	0	0	0	0	1	

Chicago Low-Income Housing Trust Fund
 Rental Subsidy Program - Appropriations as of June 30, 2014

ORGANIZATION	BUILDING ADDRESS	WARD	COMMUNITY AREA	TOTAL FUNDING	UNITS	TOTAL SRO	TOTAL STUDIOS	TOTAL 1-BDRM	TOTAL 2-BDRM	TOTAL 3-BDRM	TOTAL 4+ BDRM	TOTAL BEDS	0-15%	16-30%
Crum, Jerry	6944 S. Carpenter	6	Englewood	\$ 10,800	1	0	0	0	1	0	0	1	1	
Eggleston Prop, LLC	443 W. 75th / 7502-06 S Eggleston	6	Greater Grand Crossing	\$ 38,160	6	0	0	1	5	0	0	6	6	
Galloway, Michael	7013 S. Morgan	6	Englewood	\$ 9,360	1	0	0	1	0	0	0	1	1	
Greene, Michael	7217 S. Stewart	6	Austin	\$ 12,000	1	0	0	0	1	0	0	1	1	
Hopkins, William & Rebecca	7725-27 S. Lowe	6	Auburn Gresham	\$ 4,920	1	0	0	1	0	0	0	1	1	
Ingram, Brian K.	7228 S. Champlain	6	Greater Grand Crossing	\$ 9,360	1	0	0	1	0	0	0	1	1	
Kennedy, Sonia	57 W. 74th St.	6	Greater Grand Crossing	\$ 6,000	1	0	0	1	0	0	0	1	1	
Marsh, Mary Ann & Reginald	7538 S. Rhodes	6	Greater Grand Crossing	\$ 5,832	1	0	0	0	1	0	0	1	1	
Park Federal Savings Bank c/o Safe Harbor Realty	7332-34 S. Lowe	6	Englewood	\$ 14,520	2	0	0	0	2	0	0	2	2	
Payne, Charles	7331 S. Vernon	6	Greater Grand Crossing	\$ 5,460	1	0	0	1	0	0	0	1	1	
Peoples, Sedalia	6948 S. Wabash	6	Greater Grand Crossing	\$ 11,400	1	0	0	0	1	0	0	1	1	
Perry Management Corp.	7501-09 S. Stewart	6	Greater Grand Crossing	\$ 16,440	2	0	0	1	1	0	0	2	2	
Protaziuk, Joanna	1007 W. 68th St.	6	Englewood	\$ 8,760	1	0	0	1	0	0	0	1	1	
Richardson, Redic & Mary	7000 S Racine / 1207 W 70th	6	West Englewood	\$ 5,760	1	0	0	1	0	0	0	1	1	
RJ Harvey Mgmt Inc	6943-45 S. Indiana	6	Greater Grand Crossing	\$ 8,760	1	0	0	0	1	0	0	1	1	
Smiley, Nathaniel	6844-46 S. Normal	6	Englewood	\$ 5,760	1	0	0	1	0	0	0	1	1	
The Ram Organization, LLC	6957-59 S. Eggleston / 416-18 W. 70th St	6	Englewood	\$ 11,040	2	0	0	1	0	0	0	1	1	
V&J Holdings, LLC	700-10 W. 76th	6	Englewood	\$ 5,760	1	0	0	1	0	0	0	1	1	
Wellbilt Corporation	7108 S. Emerald	6	Englewood	\$ 10,200	1	0	0	0	1	0	0	1	1	
Windham, Ocie & Stephanie	7945-53 S. Langley	6	Chatham	\$ 15,120	2	0	0	2	0	0	0	2	2	
7115 S E End LLLP	7115-25 S East End Ave	7	South Shore	\$ 8,760	1	0	0	1	0	0	0	1	1	
7320 South Phillips, LLC	7320-24 S. Phillips	7	South Shore	\$ 6,720	1	0	0	1	0	0	0	1	1	
7613 Kingston, LLC	7613-17 S. Kingston	7	South Shore	\$ 22,560	4	0	0	4	0	0	0	4	4	
7666 South South Shore, LLC	7662-66 S. South Shore Dr	7	South Shore	\$ 5,280	1	0	0	1	0	0	0	1	1	
7763 S Shore Drive LLC c/o Phoenix Property Mgt	7763 S. Shore / 3000-08 E. 78th	7	South Shore	\$ 6,900	1	0	0	1	0	0	0	1	1	
78th Street, LLC	2909-19 E. 78th St.	7	South Shore	\$ 12,720	2	0	0	2	0	0	0	2	2	
7900 S Essex, LLC	7900 S. Essex Ave	7	South Chicago	\$ 7,560	1	0	0	1	0	0	0	1	1	
7931 Manistee, LLC	7931 S Manistee	7	South Chicago	\$ 6,420	1	0	0	0	1	0	0	1	1	
AG2 Properties LLC	8346 S. Muskegon	7	South Chicago	\$ 7,140	1	0	0	1	0	0	0	1	1	
AMG Muskegon, LLC	7750-56 S. Muskegon	7	South Chicago	\$ 48,000	9	0	2	7	0	0	0	9	9	
Banks, Johnny Sr.	7941 S. Phillips	7	South Chicago	\$ 11,400	1	0	0	0	1	0	0	1	1	
Barnes, Carolyn and Lester	7751 S Saginaw	7	South Shore	\$ 7,800	1	0	0	0	1	0	0	1	1	

Chicago Low-Income Housing Trust Fund
 Rental Subsidy Program - Appropriations as of June 30, 2014

ORGANIZATION	BUILDING ADDRESS	WARD	COMMUNITY AREA	TOTAL FUNDING	UNITS	TOTAL SRO	TOTAL Studios	TOTAL 1-Bdrm	TOTAL 2-Bdrm	TOTAL 3-Bdrm	TOTAL 4+ Bdrm	Total Beds	0-15%	16-30%
Barnes, John	7918 S Essex	7	South Chicago	\$ 9,900	1	0	0	0	1	0	0	1	1	
Brown, Derek	7155 S. East End	7	South Shore	\$ 6,960	1	0	0	1	0	0	0	1	1	
Chicago Title Land Trust Co (Beneficiary Roy Ferrell and Power of attorney Fred Saffold)	7253 S Cornell	7	South Shore	\$ 8,760	1	0	0	1	0	0	0	1	1	
Colfax SE, LLC	7608-28 S. Colfax	7	South Shore	\$ 58,440	9	0	0	5	4	0	0	9	9	
Constance, LLC	7153 S Constance / 1818-28 E. 72nd	7	South Shore	\$ 6,720	1	0	0	1	0	0	0	1	1	
Derosena, Lucien c/o Frontier Realty Group	3033-41 E 79th St.	7	South Chicago	\$ 6,420	1	0	0	1	0	0	0	1	1	
Dibane LLC	9747 S. Merrion	7	South Deering	\$ 13,320	1	0	0	0	0	1	0	1	1	
Escanaba Gardens, LLC	2900-06 E. 79th St / 7847-55 S. Escanaba	7	South Shore	\$ 10,200	1	0	0	0	1	0	0	1	1	
Hopkins, William & Rebecca	7124-36 S Bennett	7	South Shore	\$ 7,260	1	0	0	1	0	0	0	1	1	
Horizon Lake 7200 Coles, LLC	7200 S. Coles	7	South Shore	\$ 33,300	5	0	0	5	0	0	0	5	5	
IBF Property Mgt (2523 75th LLC)	2523 E. 75th St / 7502 S. Kingston	7	South Shore	\$ 26,640	5	0	0	5	0	0	0	5	5	
ICON Capital Group, LLC	3053 E. 79th St.	7	South Chicago	\$ 8,160	1	0	0	1	0	0	0	1	1	
Jean, Hector	2815 E. 76th St.	7	South Shore	\$ 7,020	1	0	0	0	0	1	0	1	1	
Kang, Catherine & Jason	9531 S Euclid	7	South Deering	\$ 8,100	1	0	0	0	1	0	0	1	1	
Kingston Properties LLC	7110-16 S. Cornell Ave	7	South Shore	\$ 40,380	8	0	8	0	0	0	0	8	4	4
Kingston Rentals, LLC	7656 S Kingston Ave.	7	South Shore	\$ 15,480	2	0	0	0	2	0	0	2	1	1
Lincoln, Camellio	8236 S. South Shore Drive	7	South Chicago	\$ 7,740	1	0	0	0	1	0	0	1	1	
Love, Eugene and Beverly	8012 S Essex	7	South Chicago	\$ 9,600	1	0	0	0	1	0	0	1	1	
Luce, John (American NB&TCO OF Chgo Trust #124126-07)	7901-05 S. Kingston	7	South Chicago	\$ 25,476	7	0	7	0	0	0	0	7	7	
Luella Rentals, LLC	7450 S. Luella / 2220-26 E. 75th St.	7	South Shore	\$ 3,600	1	0	1	0	0	0	0	1	1	
Maryland Properties, LLC	8047-55 S. Manistee	7	South Chicago	\$ 24,240	4	0	0	4	0	0	0	4	4	
Metro Property Group LLLP an Arizona LLLP	7733 S. South Shore Dr	7	South Shore	\$ 11,642	2	0	0	2	0	0	0	2	2	
Michel, Fritz	2953 E. 81st	7	South Chicago	\$ 6,960	1	0	0	0	1	0	0	1	1	
Mid-City Apartments, LLC	7600-10 S. Essex	7	Washington Park	\$ 20,820	4	0	0	0	1	2	1	4	4	
Mid-City Apartments, LLC	7436-46 S. Kingston / 2475 E. 74th Pl	7	South Shore	\$ 59,700	8	0	0	0	2	6	0	8	1	7
MPM Property Mgt	7951-55 S. Muskegon / 2818-36 E 78th	7	South Chicago	\$ 33,060	6	0	0	6	0	0	0	6	6	
Newby Partners LLC	2512-18 E. 79th St	7	South Shore	\$ 26,640	5	0	0	5	0	0	0	5	5	
Nwanah, Patrick	7827 S. Colfax	7	South Shore	\$ 7,164	1	0	0	0	1	0	0	1	1	

Chicago Low-Income Housing Trust Fund
Rental Subsidy Program - Appropriations as of June 30, 2014

ORGANIZATION	BUILDING ADDRESS	WARD	COMMUNITY AREA	TOTAL FUNDING	UNITS	TOTAL STUDIES					TOTAL BEDS			16-30%	0-15%
						TOTAL SRO	TOTAL 1-BDRM	TOTAL 2-BDRM	TOTAL 3-BDRM	TOTAL 4+ BDRM	TOTAL SRO	TOTAL 1-BDRM	TOTAL 2-BDRM		
Pangea Real Estate (PP Chicago 10, LLC)	1734 E. 72nd St	7	South Shore	\$ 57,900	9	0	0	7	2	0	0	0	0	9	
Pangea Real Estate (PP Chicago 10, LLC)	1962 E. 73rd Place	7	South Shore	\$ 25,680	3	0	0	0	2	0	1	0	0	3	
Pangea Ventures LLC (JWS Charter 4 LLC)	7131-45 S. Yates	7	South Shore	\$ 49,092	6	0	0	0	4	2	0	0	0	4	2
Patrick Investments, LLC	3017 E. 80th Place	7	South Chicago	\$ 9,156	1	0	0	0	0	1	0	0	0	1	
Perteit, Joseph	8150 S. Shore Dr	7	South Chicago	\$ 5,520	1	0	0	1	0	0	0	0	0	1	
Phillips Courtyard, LLC	7616-24 S Phillips	7	South Shore	\$ 7,560	1	0	0	0	1	0	0	0	0	1	
RaHa Properties, LLC	2648-54 E. 78th St.	7	South Shore	\$ 13,920	2	0	0	0	2	0	0	0	0	2	
Robin Limited Partnership	8112 S Burnham	7	South Chicago	\$ 13,716	1	0	0	0	0	0	1	0	0	1	
Saez, Angela	7839-43 S. Colfax	7	South Shore	\$ 24,840	4	0	0	0	0	4	0	0	0	3	1
Smith, Victoria	8942 S. Essex	7	Calumet Heights	\$ 10,800	1	0	0	0	0	1	0	0	0	1	
Stella Equities, LLC	7827 S. Marquette	7	South Shore	\$ 8,760	1	0	0	0	1	0	0	0	0	1	
VCP 7546 Saginaw LLC	7546-48 S. Saginaw	7	South Shore	\$ 13,980	2	0	0	1	1	0	0	0	0	2	
VCP 8100 Essex, LLC	8100-14 S Essex / 2449-57 E 81st St	7	South Chicago	\$ 15,120	2	0	0	0	2	0	0	0	0	2	
Wayne, Jack	7631-33 S. Kingston	7	South Shore	\$ 10,800	1	0	0	0	0	1	0	0	0	1	
Wayne, Jack	7640-42 S. Colfax	7	South Shore	\$ 10,800	1	0	0	0	0	1	0	0	0	1	
Wayne, Jack	7636-38 S. Colfax	7	South Shore	\$ 21,600	2	0	0	0	0	2	0	0	0	2	
Wayne, Jack	7306 S. Phillips	7	South Shore	\$ 14,040	2	0	0	2	0	0	0	0	0	2	
Wayne, Jack	7801-05 S. Phillips / 2435-45 E 78th	7	South Shore	\$ 55,620	6	0	0	1	5	0	0	0	0	2	4
Wayne, Jack	7700-06 S. Phillips / 2415-19 E. 77th	7	South Shore	\$ 51,840	6	0	0	1	2	3	0	0	0	2	4
Wiginton, Ben	8232 S. Marquette	7	South Chicago	\$ 10,800	1	0	0	0	0	1	0	0	0	1	
Windham, Ocie & Stephanie	7200-10 S. Shore Dr	7	South Shore	\$ 28,440	5	0	3	2	0	0	0	0	0	5	
Windham, Ocie & Stephanie	2531-41 E. 73rd St.	7	South Shore	\$ 43,200	5	0	0	0	5	0	0	0	0	5	
Yurban Group LLC	8041-45 S. Manistee	7	South Chicago	\$ 41,760	3	0	0	0	0	0	3	0	0	3	
7701 S. Cottage Grove LLC c/o Main Street Real Estate Services Ltd	7701 S. Cottage Grove / 809-11 E. 77th	8	Greater Grand Boulevard	\$ 16,560	3	0	0	3	0	0	0	0	0	3	
7816 Cornell LLC	7816-28 S. Cornell	8	South Shore	\$ 13,320	2	0	0	0	2	0	0	0	0	1	1

Chicago Low-Income Housing Trust Fund
Rental Subsidy Program - Appropriations as of June 30, 2014

ORGANIZATION	BUILDING ADDRESS	WARD	COMMUNITY AREA	TOTAL FUNDING	UNITS	TOTAL SRO	TOTAL Studios	TOTAL 1-Bdrm	TOTAL 2-Bdrm	TOTAL 3-Bdrm	TOTAL 4+ Bdrm	TOTAL Beds	0-15%	16-30%
7851 S Avalon LLC	7845-59 S. Avalon / 1234-48 E. 79th	8	Woodlawn	\$ 15,360	2	0	1	0	0	0	0	2		
7854 S. Ellis LLC	7854 S. Ellis	8	Greater Grand Crossing	\$ 42,840	6	0	3	3	0	0	0	6		
8152 S Cottage Grove	8152-58 S Cottage Grove / 756 E 82nd St	8	Chatham	\$ 5,760	1	0	1	0	0	0	0	1		
81st Sireet LLC c/o Checkmate Realty	1131-41 E. 79th St	8	Avalon Park	\$ 28,080	6	0	6	0	0	0	0			6
Bevel, Sherrilynn	8506 S. Bennett	8	Avalon Park	\$ 9,620	1	0	0	0	1	0	0			1
BN Realty Enterprises LLC	7807-09 S. Cornell	8	South Shore	\$ 29,940	3	0	0	3	0	0	0			3
California Living, LLC	949-55 E. 86th	8	Chatham	\$ 26,640	3	0	0	1	2	0	0	2		1
Community Investment Corp	8049 S. Maryland	8	Chatham	\$ 69,900	11	0	5	6	0	0	0	6		5
Dibane LLC	7353 S. Kenwood	8	South Shore	\$ 12,000	1	0	0	0	1	0	0	1		
Drexel Courtyard, LLC	8232-40 S. Drexel	8	Chatham	\$ 8,760	2	0	2	0	0	0	0			2
FIR-81st & Maryland	815-21 E. 81st	8	Chatham	\$ 12,840	2	0	2	0	0	0	0	2		
Galloway, Michael	1564 E. 93rd St.	8	Calumet Heights	\$ 10,800	1	0	0	0	1	0	0	1		0
Griffin, Annie R	8149-51 S. Ingleside	8	Chatham	\$ 8,460	1	0	0	1	0	0	0	1		
Hinton, Jesse	7541 S. Ellis	8	Greater Grand Crossing	\$ 6,840	1	0	0	1	0	0	0	1		
Hopkins, William & Rebecca	1443-45 E 69th Place	8	South Chicago	\$ 18,600	2	0	0	0	2	0	0	2		
Hutchinson, Joel	8029 S. Dobson	8	Chatham	\$ 23,772	4	0	4	0	0	0	0	1		3
Knazze, Katherine	8101 S. Bennett	8	South Chicago	\$ 10,260	1	0	0	0	1	0	0			1
M & A Management	7834-44 S. Ellis	8	Great Grand Crossing	\$ 108,480	13	0	0	8	5	0	0	13		
M & A Management	7307-15 S. East End	8	South Shore	\$ 34,200	3	0	0	0	3	0	0	3		
M & A Management	7301-05 S. East End / 1705-11 E. 73rd	8	South Shore	\$ 13,440	2	0	2	0	0	0	0	2		
M & S Capital LLC of Lincolnwood	7115-17 S Cornell	8	South Shore	\$ 6,720	1	0	0	0	1	0	0			1

Chicago Low-Income Housing Trust Fund
 Rental Subsidy Program - Appropriations as of June 30, 2014

ORGANIZATION	BUILDING ADDRESS	WARD	COMMUNITY AREA	TOTAL FUNDING	UNITS	TOTAL STUDIES					TOTAL Beds	0-15%	16-30%
						TOTAL SRO	TOTAL 1-Bdrm	TOTAL 2-Bdrm	TOTAL 3-Bdrm	TOTAL 4+ Bdrm			
MIL Property Group LLC	7746 S. Greenwood	8	Greater Grand Crossing	\$ 8,760	1	0	0	1	0	0	0	1	
MLC Properties (Ingleside Investment Group)	8101-25 S. Ingleside	8	Chatham	\$ 113,340	21	0	4	16	1	0	0	21	
Peel, Arnel	851 E. 87th Place	8	Chatham	\$ 3,720	1	0	0	0	1	0	0	1	
Perri, Jackie	9247 S Stony Island	8	Calumet Heights	\$ 8,160	1	0	0	0	1	0	0	1	
Profit from Rentals.com, LLC Series 26	1311 E. 72nd Place	8	South Shore	\$ 10,800	1	0	0	0	0	1	0	1	
RaHa Properties, LLC	956 E. 76th	8	Greater Grand Crossing	\$ 8,700	1	0	0	0	0	1	0	1	
VCP 7201 Dorchester, LLC	7201-07 S. Dorchester	8	South Shore	\$ 6,960	1	0	0	0	1	0	0	1	
11031 Edbrook LLC	11031 S. Edbrook	9	Roseland	\$ 7,668	1	0	0	0	0	1	0	1	
11207 S King LLC	11207-15 S King Drive	9	Roseland	\$ 23,760	3	0	0	2	1	0	0	3	
11207 S King LLC	11207-15 S King Drive	9	Roseland	\$ 6,960	1	0	0	0	1	0	0	1	
11207 S King LLC	11207-15 S King Drive	9	Roseland	\$ 16,800	2	0	0	2	0	0	0	2	
Barnes Real Estate	10539 S. Corliss	9	Pullman	\$ 7,188	1	0	0	0	1	0	0	1	
Barnes Real Estate	10657 S. Champlain	9	Pullman	\$ 9,960	1	0	0	0	1	0	0	1	
Brown, Yolanda	11006 S. Indiana	9	Roseland	\$ 12,900	2	0	0	2	0	0	0	1	1
Dunkle, Raymond Barry	11572 S. Front	9	West Pullman	\$ 8,844	1	0	0	0	1	0	0	1	
Glickman, Adam	11735 S. Indiana	9	West Pullman	\$ 10,920	1	0	0	0	0	0	1	0	
Hinton, Jesse	11430 S. Champlain	9	Pullman	\$ 6,120	1	0	0	1	0	0	0	1	
Hinton, Jesse	11409-11 S. St. Lawrence	9	Pullman	\$ 10,800	1	0	0	0	0	1	0	1	
Jackson, Sammie	10728 S. Wabash	9	Roseland	\$ 5,220	1	0	0	0	1	0	0	1	
Jackson, Willie	234 E 136th St	9	Riverdale	\$ 14,520	1	0	0	0	0	0	1	0	

Chicago Low-Income Housing Trust Fund
 Rental Subsidy Program - Appropriations as of June 30, 2014

ORGANIZATION	BUILDING ADDRESS	WARD	COMMUNITY AREA	TOTAL FUNDING	UNITS	TOTAL STUDIES					TOTAL BEDS			16-30%
						TOTAL SRO	TOTAL 1-Bdrm	TOTAL 2-Bdrm	TOTAL 3-Bdrm	TOTAL 4+ Bdrm	TOTAL Beds	0-15%	16-30%	
Johnson, Sukina	9317 S Rhodes	9	Roseland	\$ 7,500	1	0	0	1	0	0	0	0	0	1
Laury, Barry and Boyd, William	11568 S. Prairie	9	West Pullman	\$ 10,800	1	0	0	0	1	0	0	0	1	
Perry, Jacqueline	10541 S Corliss	9	Pullman	\$ 7,560	1	0	0	1	0	0	0	0	1	
Starks, Dorothy	10624 S. Langley	9	Pullman	\$ 9,000	1	0	0	0	1	0	0	0	1	
Thompson Real Estate	13150 S. Forrestville	9	Riverdale	\$ 10,140	1	0	0	0	0	1	0	0	1	
Washington, Major	10949-51 S. Vernon	9	Roseland	\$ 4,800	1	0	0	1	0	0	0	0	1	
Wilkins, Tabitha	11122 S. Indiana	9	Roseland	\$ 12,000	1	0	0	0	1	0	0	0	1	
Williams, Lorraine	414 W. 100th Place	9	Washington Heights	\$ 6,300	1	0	0	1	0	0	0	0	1	
9100 South Burley, LLC c/o Claretian Associates	9100-10 S. Burley / 3225 E. 91st St	10	South Chicago	\$ 7,428	1	0	0	1	0	0	0	0	1	
Barnes Real Estate	8337 S. Burley	10	South Chicago	\$ 8,292	1	0	0	0	1	0	0	0	1	
Boardman, William & Christine	8707 S. Escanaba	10	South Chicago	\$ 9,360	3	0	0	2	1	0	0	0	3	
Casa Kirk, Inc. c/o Claretian Association	3248 E. 92nd St.	10	South Chicago	\$ 30,240	7	0	0	0	6	1	0	0	7	
Chryczyk, Andrzes	8949 S. Brandon	10	South Chicago	\$ 12,660	1	0	0	0	0	1	0	0	1	
East Lake Management / South East Little Village Ltd. Part. U.N.O.	2837 E 90th / 2849 E 90th / 3006 E. 92nd / 9001 S. Muskegon	10	South Chicago	\$ 15,720	6	0	0	4	2	0	0	0	6	
Gatewood, T. Maurice	8550 S. Houston	10	South Chicago	\$ 10,800	1	0	0	0	1	0	0	0	1	
Glinski, Steven	8525 S. Buffalo	10	South Chicago	\$ 4,320	1	0	0	1	0	0	0	0	1	
Rehab South Chicago c/o Claretians Associates	3251 E. 91st St.	10	South Chicago	\$ 5,028	1	0	0	0	1	0	0	0	1	
Simon, Nathaniel	8344 S. Baltimore	10	South Chicago	\$ 6,120	1	0	0	1	0	0	0	0	1	
Villa Guadalupe Senior Services c/o Claretian Associates	3201 E. 91st St.	10	South Chicago	\$ 144,468	35	0	0	32	3	0	0	0	6	29
Barnes Real Estate	2310 S. Sacramento	12	South Lawndale	\$ 12,552	2	0	0	1	0	1	0	0	2	
Martinez, Nancy	2126 S. California	12	South Lawndale	\$ 9,720	1	0	0	0	1	0	0	0	1	
Razo, Rosalinda & Sergio	2652 W 25th Place	12	South Lawndale	\$ 9,600	1	0	0	0	0	1	0	0	1	

Chicago Low-Income Housing Trust Fund
Rental Subsidy Program - Appropriations as of June 30, 2014

ORGANIZATION	BUILDING ADDRESS	WARD	COMMUNITY AREA	TOTAL FUNDING	UNITS	TOTAL SRO	TOTAL Studios	TOTAL 1-Bdrm	TOTAL 2-Bdrm	TOTAL 3-Bdrm	TOTAL 4+ Bdrm	TOTAL Beds	0-15%	16-30%
Chan, Maria	4858 S Springfield	14	Archer Heights	\$ 6,960	1	0	0	1	0	0	0	1		
Chicago Title and Trust Co. Trust 1094379	5600 S. Albany	14	Gage Park	\$ 5,640	1	0	0	1	0	0	0	1		
Rodas, Cesar & Maria	5454 S Albany	14	Gage Park	\$ 8,460	1	0	0	1	0	0	0	1		
Tenorio, Juan Carlos	5201 S. Richmond	14	Gage Park	\$ 4,560	1	0	0	1	0	0	0	1		
Addison Laramie Realty	5748 S. Hoyne	15	West Englewood	\$ 10,200	1	0	0	0	1	0	0	1		
AMG Carrington LLC	6829 S Talman	15	Chicago Lawn	\$ 9,360	1	0	0	1	0	0	0	1		
Barnes Real Estate	1715 W. 58th	15	West Englewood	\$ 7,440	1	0	0	1	0	0	0	1		
Barnes Real Estate	2214 W. 51st	15	Gage Park	\$ 6,648	1	0	0	1	0	0	0	1		
Barnes Real Estate	6020 S. Wood	15	West Englewood	\$ 15,360	1	0	0	0	0	1	0	1		
Jordan, Crystal & Michael	5522 S. Hermitage	15	West Englewood	\$ 9,000	1	0	0	1	0	0	0	1		
Josephs, Edward	6357 S. Paulina	15	West Englewood	\$ 11,400	1	0	0	0	1	0	0	1		
Robin Limited Partnership	5707 S Hoyne	15	West Englewood	\$ 11,628	1	0	0	0	0	1	0	1		
West Englewood Ltd Partnership (Clara's Village)	6355 S. Wood / 1637 W 59th / 1901 W 59th / 1941 W 59th	15	West Englewood	\$ 69,840	8	0	0	0	8	0	0	6	2	
Barnes Real Estate	5529 S. Ada	16	West Englewood	\$ 9,660	1	0	0	0	1	0	0	1		
Barnes Real Estate	5641 S. Justine	16	West Englewood	\$ 13,200	1	0	0	0	1	0	0	1		
Barnes Real Estate	5735 S. Elizabeth	16	West Englewood	\$ 10,980	1	0	0	0	0	1	0	1		
Barnes Real Estate	6224 S. Morgan	16	Englewood	\$ 17,412	2	0	0	1	0	1	0	2		
Barnes Real Estate	6239 S. Ashland	16	West Englewood	\$ 11,900	1	0	0	0	0	1	0	1		
Barnes Real Estate	6340 S. Sangamon	16	Englewood	\$ 8,760	1	0	0	1	0	0	0	1		
Brooks III, Samuel	6421 S. Artesian	16	Chicago Lawn	\$ 8,760	1	0	0	1	0	0	0	1		
Churchview Manor Pres, LP	2626 W. 63rd St.	16	Chicago Lawn	\$ 61,200	20	0	0	20	0	0	0	20		
Goss, Edward	5925 S. Rockwell	16	Chicago Lawn	\$ 5,880	1	0	0	1	0	0	0	1		
Husain, Mazhar & Seema	3114-16 W 61st / 6055-59 S Troy	16	Chicago Lawn	\$ 6,660	1	0	0	1	0	0	0	1		
Oates, Beutonna	5658 S. Bishop	16	West Englewood	\$ 5,100	1	0	0	0	1	0	0	1		
Oates, Beutonna	1411 W. 55th St. / 1411 W. Garfield	16	West Englewood	\$ 8,424	1	0	0	0	0	1	0	1		
Perri, Jackie and Matthew	6641 S Claremont	16	Chicago Lawn	\$ 6,300	1	0	0	1	0	0	0	1		

Chicago Low-Income Housing Trust Fund
 Rental Subsidy Program - Appropriations as of June 30, 2014

ORGANIZATION	BUILDING ADDRESS	WARD	COMMUNITY AREA	TOTAL FUNDING	UNITS	TOTAL STUDIES					TOTAL SRO	TOTAL 1-Bdrm	TOTAL 2-Bdrm	TOTAL 3-Bdrm	TOTAL 4+ Bdrm	TOTAL Beds	0-15%	16-30%
Piperhill LLC	1408 W Marquette	16	West Englewood	\$ 11,760	1	0	0	0	0	0	0	0	0	0	0	0	0	1
Robin Limited Partnership	6725 S Aberdeen	16	Englewood	\$ 8,364	1	0	0	0	0	0	0	0	0	0	0	0	0	1
Sardin, Darlene	6241 S. Throop	16	West Englewood	\$ 9,900	1	0	0	0	0	0	0	0	0	0	0	0	0	1
The Pharaoh Group, LLC	1107 W. Garfield Blvd.	16	New City	\$ 11,220	2	0	0	1	1	0	0	0	0	0	0	0	0	2
6700 S. Claremont, LLC	6700 S. Claremont	17	Chicago Lawn	\$ 12,720	2	0	0	2	0	0	0	0	0	0	0	0	0	2
7546 S. Peoria, LLC	7546-48 S. Peoria / 902-10 W. 76th St.	17	Auburn Gresham	\$ 16,320	2	0	0	0	2	0	0	0	0	0	0	0	0	1
A D Ventures LLC	7421 S Princeton	17	Greater Grand Crossing	\$ 11,520	1	0	0	0	0	0	1	0	0	0	0	0	0	1
ADK Management, Inc.	3300-14 W. Marquette / 6646-50 S. Spaulding	17	Chicago Lawn	\$ 4,380	1	0	0	1	0	0	0	0	0	0	0	0	0	1
Catholic Charities Hsg Dev Corp. (St. Leo's Residence LP)	7750 S. Emerald	17	Auburn Gresham	\$ 67,560	10	0	10	0	0	0	0	0	0	0	0	0	0	10
Earle, Penny	6824 S. Wood / 6759 S Wood	17	West Englewood	\$ 13,020	3	0	0	0	2	1	0	0	0	0	0	0	0	1
French, Howard & Queen	7726 S Marshfield	17	Auburn Gresham	\$ 8,760	1	0	0	0	1	0	0	0	0	0	0	0	0	1
Goss, Edward	2505 S. 69th St.	17	Chicago Lawn	\$ 5,880	1	0	0	0	0	1	0	0	0	0	0	0	0	1
Hilston Properties, Inc.	1716-20 W. 77th St / 7653-55 S. Hermitage	17	Auburn Gresham	\$ 10,080	1	0	0	0	0	1	0	0	0	0	0	0	0	1
Jackson, Cynthia	7929 S. Harvard	17	Chatham	\$ 5,220	1	0	0	0	0	1	0	0	0	0	0	0	0	1
Jackson, Willie	7718 S. Winchester	17	Auburn Gresham	\$ 13,560	1	0	0	0	0	0	1	0	0	0	0	0	0	1
Josephs, Edward	6735 S. Claremont	17	Chicago Lawn	\$ 11,400	1	0	0	0	0	1	0	0	0	0	0	0	0	1
Kass Management (Kass Management Services Inc / 2300 W St Paul LLC / CMRD Properties LLC)	1370-82 W. 79th / 7847-59 S. Loomis	17	Auburn Gresham	\$ 29,220	7	0	6	1	0	0	0	0	0	0	0	0	0	6
Lafin Inn, LLC	7908 S. Lafin	17	Auburn Gresham	\$ 27,780	5	0	0	2	3	0	0	0	0	0	0	0	0	3
Moore, Tashae	6828 S Loomis	17	West Englewood	\$ 10,800	1	0	0	0	0	1	0	0	0	0	0	0	0	1
Pehar, Antoinette (ZAP Management)	6346-54 S. Fairfield	17	Chicago Lawn	\$ 61,200	10	0	0	10	0	0	0	0	0	0	0	0	0	10
Reed, Lekesha	1221 W. 73rd	17	West Englewood	\$ 9,000	1	0	0	0	0	1	0	0	0	0	0	0	0	1

Chicago Low-Income Housing Trust Fund
 Rental Subsidy Program - Appropriations as of June 30, 2014

ORGANIZATION	BUILDING ADDRESS	WARD	COMMUNITY AREA	TOTAL FUNDING	UNITS	TOTAL STUDIES					TOTAL BEDS		
						TOTAL SRO	TOTAL 1-Bdrm	TOTAL 2-Bdrm	TOTAL 3-Bdrm	TOTAL 4+ Bdrm	TOTAL Beds	%	
Robin Limited Partnership	2018 W 69th Place	17	West Englewood	\$ 9,000	1	0	0	0	1	0	0	1	0-15%
The Beloved Community (M)	1203-09 W. 78th Place	17	Auburn Gresham	\$ 13,800	4	0	2	2	0	0	0	2	16-30%
6123 Eberhart, LLC	6123-25 S. Eberhart	20	Woodlawn	\$ 12,600	1	0	0	0	1	0	0	1	
6205 S. Michigan, Inc.	6205 S. Michigan	20	Washington Park	\$ 8,760	1	0	0	1	0	0	0	1	
Barnes Real Estate	4749 S. Throop	20	New City	\$ 7,200	1	0	0	0	1	0	0	1	
Barnes Real Estate	5226 S. May	20	New City	\$ 8,400	1	0	0	1	0	0	0	1	
Barnes Real Estate	5346 S. Carpenter	20	New City	\$ 11,100	1	0	0	0	1	0	0	1	
Barnes Real Estate	5717-19 S. Prairie	20	Washington Park	\$ 42,204	4	0	0	0	3	1	0	4	
Barnes Real Estate	6041 S. Indiana	20	Washington Park	\$ 7,800	1	0	0	0	1	0	0	1	
Barnes Real Estate	6062 S. Lafayette	20	Washington Park	\$ 8,760	1	0	0	1	0	0	0	1	
Barnes Real Estate	6512 S. Rhodes	20	Woodlawn	\$ 10,500	1	0	0	0	1	0	0	1	
Barnes Real Estate	929 W. 54th Place	20	New City	\$ 11,400	1	0	0	0	0	1	0	1	
Carter, Charles & Siscedodies	5430 S. Loomis	20	New City	\$ 8,520	1	0	0	0	1	0	0	1	
CGP Holdings LLC	6022 S. Rhodes	20	Woodlawn	\$ 10,020	1	0	0	0	0	1	0	1	
Dubiel, Morgan c/o St. Ellis LLC	817 W. 54th Street	20	New City	\$ 9,660	1	0	0	0	1	0	0	1	
Eden Development Corp	5627-29 S. Indiana & 5532-34 S. Indiana	20	Washington Park	\$ 10,620	2	0	0	1	0	1	0	1	
Grillos Properties LLC 6243 Rhodes	6243 S. Rhodes	20	Woodlawn	\$ 13,560	1	0	0	0	0	1	0	1	
HABO Investments, Inc.	5742 S. Indiana	20	Washington Park	\$ 5,520	1	0	0	0	1	0	0	1	
Jackson, Sammie	4945 S. Halsted	20	New City	\$ 6,120	1	0	0	1	0	0	0	1	
MIL Property Group LLC	6732 S. Evans	20	Woodlawn	\$ 8,760	1	0	0	1	0	0	0	1	
MIL Property Group LLC	5722 S. La Salle	20	Englewood	\$ 10,200	1	0	0	0	1	0	0	1	
Otis, Philip	6331 S. Eberhart	20	Woodlawn	\$ 9,000	1	0	0	0	1	0	0	1	
RaHa Properties, LLC	5920 S. Princeton	20	Englewood	\$ 8,700	1	0	0	0	1	0	0	1	
RaHa Properties, LLC	5357 S. May	20	New City	\$ 5,760	1	0	0	1	0	0	0	1	
South Park Apartments, LP c/o Leasing & Mgt Co	5950, 5958 S. King Dr. / 5951 S. Calumet / 352, 358, 370 E 60th St	20	Washington Park	\$ 39,900	7	0	0	0	4	3	0	2	5

Chicago Low-Income Housing Trust Fund
 Rental Subsidy Program - Appropriations as of June 30, 2014

ORGANIZATION	BUILDING ADDRESS	WARD	COMMUNITY AREA	TOTAL FUNDING	UNITS	TOTAL STUDIES					TOTAL SR0	TOTAL 1-Bdrm	TOTAL 2-Bdrm	TOTAL 3-Bdrm	TOTAL 4+ Bdrm	TOTAL Beds	%	
						0	1	2	3	4							0-15%	16-30%
St. Edmund's Meadows LP	6147 S. Wabash	20	Washington Park	\$ 9,900	1	0	0	0	0	0	0	0	0	0	0	1		
St. Edmund's Place (6109-19 S. Indiana LP)	6109-19 S. Indiana	20	Washington Park	\$ 23,940	3	0	0	2	1	0	0	0	0	0	3			
St. Edmund's Plaza (Michigan Plaza LP)	101-17 E. 57th / 6048-58 S. Michigan	20	Washington Park	\$ 40,452	5	0	0	4	1	0	0	0	0	0	5			
Starfields, Inc.	5320 S. Bishop	20	New City	\$ 8,160	1	0	0	0	0	1	0	0	0	0	1			
Theodore, Ronald	6531 S Green	20	West Englewood	\$ 11,760	1	0	0	0	0	1	0	0	0	0	1			
Tookes, Oliver	6116-34 S. King Drive	20	Washington Park	\$ 79,140	12	0	0	9	1	2	0	0	0	0	12			
Washington Park 55th Place Ltd Partnership (Coppin House)	333 E. 55th Place & 338 E 56th St.	20	Washington Park	\$ 31,032	6	0	0	6	0	0	0	0	0	0	1	5		
Washington Park 55th Place Ltd Partnership (Coppin House) (M)	333 E. 55th Place & 338 E 56th St.	20	Washington Park	\$ 59,916	12	0	0	0	4	4	4	0	0	0	6	6		
WECAN	6146 S. Kenwood	20	Woodlawn	\$ 42,828	9	0	0	5	0	4	0	0	0	0	5	4		
WECAN	6230 S. Dorchester	20	Woodlawn	\$ 19,860	4	0	4	0	0	0	0	0	0	0	4			
Welborn, Jean L	5821 S. Indiana	20	Washington Park	\$ 8,400	1	0	0	0	0	1	0	0	0	0	1			
Wolcott Group (TWG Woodlawn IV)	6126 S. Woodlawn	20	Woodlawn	\$ 37,020	9	0	7	0	2	0	0	0	0	0	7	2		
Woodlawn Dev. Associates	6224-26 S. Kimbark	20	Woodlawn	\$ 12,852	3	0	0	2	0	1	0	0	0	0		3		
Yale Building LP	6565 S. Yale	20	Englewood	\$ 53,880	13	0	0	13	0	0	0	0	0	0	10	3		
89th & Loomis, LP	8915 S. Loomis	21	Washington Heights	\$ 4,656	1	0	0	1	0	0	0	0	0	0		1		
American Heartland Holdings, LLC American Ashland LLC	1605-11 W. 80th / 8000-04 S. Ashland	21	Auburn Gresham	\$ 23,700	5	0	5	0	0	0	0	0	0	0	5			
Bradley, Latricia	9443 S. Justine	21	Washington Heights	\$ 5,400	1	0	0	0	1	0	0	0	0	0		1		
Building #1 Realty Services (Marquette Bank as Trustee)	1314-24 W. 82nd	21	Auburn Gresham	\$ 38,760	5	0	0	1	4	0	0	0	0	0	5			
Building #1 Realty Services (Marquette Bank as Trustee)	1334-44 W. 83rd	21	Auburn Gresham	\$ 37,560	4	0	0	0	4	0	0	0	0	0	4			

Chicago Low-Income Housing Trust Fund
 Rental Subsidy Program - Appropriations as of June 30, 2014

ORGANIZATION	BUILDING ADDRESS	WARD	COMMUNITY AREA	TOTAL FUNDING	UNITS	TOTAL SRO	TOTAL STUDIOS	TOTAL 1-BDRM	TOTAL 2-BDRM	TOTAL 3-BDRM	TOTAL 4+ BDRM	TOTAL BEDS	0-15%	16-30%
Building #1 Realty Services (Marquette Bank as Trustee)	1434-44 W. 83rd	21	Auburn Gresham	\$ 33,612	5	0	0	2	3	0	0	0	2	3
Chicago Metro Hsg Dev Corp	9101-09 S. Beverly / 1723-25 W. 91st	21	Washington Heights	\$ 42,300	3	0	0	0	3	0	0	0		3
First Insite Realty (79th & Ashland LLC)	7953-59 S. Ashland / 1548-50 W. 80th	21	Auburn Gresham	\$ 17,820	3	0	1	1	0	0	0	0		
Matthews, Serethea	1301-11 W 80th St. / 8000-02 S Throop	21	Auburn Gresham	\$ 24,480	3	0	0	0	3	0	0	0	3	
Nautilus Investments LLC	8101 S Marshfield / 1615-17 W. 81st	21	Auburn Gresham	\$ 41,160	4	0	0	0	1	3	0	0	4	
Ratcliff, Michelle	7934 S. Loomis	21	Auburn Gresham	\$ 9,960	1	0	0	0	0	1	0	0	1	
Riccardino, Dominic	8300 S. Justine	21	Auburn Gresham	\$ 2,244	1	0	0	1	0	0	0	0		1
The Estate of Fred Peoples	8138 S. Lafayette	21	Chatham	\$ 12,600	1	0	0	0	0	1	0	0		
Barnes Real Estate	2349 S. Drake	22	South Lawndale	\$ 9,300	1	0	0	0	0	1	0	0		1
Patterson, Donald	4100 W. Ogden	22	North Lawndale	\$ 29,280	4	0	0	0	4	0	0	0	4	
The Resurrection Project (Casa Sor Juana)	2700 S. Drake	22	South Lawndale	\$ 9,792	3	0	0	0	2	1	0	0		3
The Resurrection Project (Casa Tabasco)	3515-17 W. 23rd St	22	South Lawndale	\$ 14,220	3	0	0	0	0	3	0	0		3
Kulach, Sophie	5347 W. 53rd Place	23	Garfield Ridge	\$ 10,808	1	0	0	0	0	1	0	0	1	
4315 W. 15th St., LLC	4315-25 W. 15th St.	24	North Lawndale	\$ 9,300	1	0	0	0	0	1	0	0	1	
Atwater, Winston	1453 S. Komensky	24	North Lawndale	\$ 10,200	1	0	0	0	0	1	0	0	1	
Barnes Real Estate	1436 S. Kostner	24	North Lawndale	\$ 8,100	1	0	0	0	0	1	0	0		1
Barnes Real Estate	1525 S. Hamlin	24	North Lawndale	\$ 15,960	2	0	0	0	1	1	0	0	2	
Gerard, James	1549 S St. Louis	24	North Lawndale	\$ 19,200	2	0	0	0	0	2	0	0	2	
Johnson, Margaret	1511 S. Lawndale	24	North Lawndale	\$ 29,160	3	0	0	0	3	0	0	0	3	
Johnson, Margaret	1521 S. Harding	24	North Lawndale	\$ 9,660	1	0	0	0	1	0	0	0	1	
Juarbe WBWB, Inc.	3650 W. Polk	24	Garfield Park	\$ 9,000	1	0	0	0	0	1	0	0	1	

Chicago Low-Income Housing Trust Fund
Rental Subsidy Program - Appropriations as of June 30, 2014

ORGANIZATION	BUILDING ADDRESS	WARD	COMMUNITY AREA	TOTAL FUNDING	UNITS	TOTAL STUDIES					TOTAL BEDS				
						TOTAL SRO	TOTAL 1-Bdrm	TOTAL 2-Bdrm	TOTAL 3-Bdrm	TOTAL 4+ Bdrm	TOTAL Beds	0-15%	16-30%		
Keeler Apartments Ltd. Partnership	1251-55 S. Keeler	24	North Lawndale	\$ 65,700	10	0	0	0	8	2	0	0	10		
Keeler-Roosevelt Road LP	1148-52 S. Keeler	24	Austin	\$ 7,320	1	0	0	0	1	0	0	0	1		
Liberty Square LP c/o Bonheur Realty Services Corp.	711 S. Independence Blvd.	24	East Garfield Park	\$ 69,612	10	0	0	1	6	2	1	0	4	6	
McKinley, Luebertha & Dortch, Charles	1444 S. Ridgeway	24	North Lawndale	\$ 7,680	1	0	0	0	1	0	0	0	1		
North Lawndale Ltd Partnership (Sankofa House)	4041 W. Roosevelt Rd.	24	North Lawndale	\$ 55,572	11	0	0	11	0	0	0	0	11	11	
North Lawndale Ltd Partnership (Sankofa House) (M)	4041 W. Roosevelt Rd.	24	North Lawndale	\$ 55,572	11	0	0	11	0	0	0	0	11	11	
Novarra, Marisa & Christians, Ted	1852 S. Troy	24	North Lawndale	\$ 6,360	1	0	0	0	1	0	0	0	1		
Peterson, Kevin	4747 W. VanBuren	24	Austin	\$ 10,800	1	0	0	0	1	0	0	0	1	0	
Pierce, Audrey	1530 S. Christiana	24	North Lawndale	\$ 9,360	1	0	0	0	1	0	0	0	1		
Safeway-Kolin, Inc	1203-11 S. Kolin / 4321-29 W. Roosevelt	24	North Lawndale	\$ 37,380	7	0	0	0	7	0	0	0	5	2	
SCC Restoration, LLC	3112-46 W. Douglas Blvd	24	North Lawndale	\$ 98,760	7	0	0	0	0	0	7	0	7		
Scott, Natalie A.	1825 S. Lawndale	24	North Lawndale	\$ 9,600	1	0	0	0	1	0	0	0	1		
Scott, Natalie A.	1432-34 S. Homan	24	North Lawndale	\$ 9,360	1	0	0	0	1	0	0	0	1		
Tenard, Terrance	3946 W. Polk	24	West Garfield Park	\$ 9,420	1	0	0	0	1	0	0	0	1		
Community Housing Partners IV LP (B. J. Wright Apartments)	1026-30, 1036-40, 1046-50, 1060-66 W. 14th / 1045-51 W. Maxwell / 1034-44, 1412 S. Morgan	25	Near West Side	\$ 128,088	13	0	0	0	5	8	0	0	9	4	
Gonzalez, Gilbert	2104 S. May	25	Lower West Side	\$ 5,100	1	0	0	0	1	0	0	0	1		
Ibarra, Juan & Elizabeth	1714 W. 17th St.	25	Lower West Side	\$ 4,320	1	0	0	0	1	0	0	0	1		
Newberry Park Apartments	1353-57 S. Blue Island	25	Near West Side	\$ 10,524	1	0	0	0	0	1	0	0	1		

Chicago Low-Income Housing Trust Fund
Rental Subsidy Program - Appropriations as of June 30, 2014

ORGANIZATION	BUILDING ADDRESS	WARD	COMMUNITY AREA	TOTAL FUNDING	UNITS	TOTAL SRO	TOTAL Studios	TOTAL 1-Bdrm	TOTAL 2-Bdrm	TOTAL 3-Bdrm	TOTAL 4+ Bdrm	TOTAL Beds	0-15%	16-30%
The Resurrection Project	1313 W. 19th St.	25	Lower West Side	\$ 1,380	1	0	0	1	0	0	0	0		1
The Resurrection Project (Casa Chiapas)	1712 W. 17th St.	25	Lower West Side	\$ 2,760	2	0	0	1	1	0	0	0		2
The Resurrection Project (Casa Guerrero)	963 W. Cullerton	25	Lower West Side	\$ 8,868	3	0	1	0	0	2	0	0		3
The Resurrection Project (Casa Monterrey)	967 W. 19th St.	25	Lower West Side	\$ 1,356	1	0	0	1	0	0	0	0		1
3514 W. Pierce Ave., LLC	3514 W. Pierce Ave.	26	Humboldt Park	\$ 10,860	1	0	0	0	1	0	0	0		1
Arlandiz, Elizabeth & Sergio	1300-02 N. Homan / 3410-12 W. Potomac	26	Humboldt Park	\$ 27,780	6	0	0	4	2	0	0	0		6
Arlandiz, Elizabeth & Sergio	3935-45 W. Cortland	26	Hermosa	\$ 22,800	4	0	2	2	0	0	0	0		2
Avelar, Manuel	3306-08 W. Division	26	Humboldt Park	\$ 39,600	6	0	0	0	6	0	0	0		6
Bickerdike Redevelopment Corp (Boulevard Apts LP)	929 N. Sacramento / 2214 N Sacramento / 1930 N. Humboldt	26	Logan Square	\$ 45,216	12	0	2	8	1	1	0	3		9
Bickerdike Redevelopment Corp (Nuestro Pueblo Apts)	901-03 & 909-15 N. Sacramento	26	Humboldt Park	\$ 72,048	21	0	4	9	6	2	0	7		14
Church of God	3642 W. Grand	26	Humboldt Park	\$ 6,120	1	0	0	1	0	0	0	0		1
Church of God	3638-40 W. Grand	26	Humboldt Park	\$ 7,320	1	0	0	0	1	0	0	0		1
Cruz, Orlando	1536-38 N. St. Louis	26	Humboldt Park	\$ 8,760	1	0	0	1	0	0	0	1		1
Gonzales, Isidor & Maria	2636 W. Division	26	West Town	\$ 8,760	1	0	0	1	0	0	0	1		1
Hispanic Housing Dev Corp (Augusta Assoc. Ltd.)	3301 W. Palmer	26	Logan Square	\$ 52,178	9	0	0	8	1	0	0	3		6
Hispanic Housing Dev Corp (Humboldt Park Ltd.)	3038-40 W. North Ave.	26	Humboldt Park	\$ 37,140	12	0	8	4	0	0	0	6		6
L.U.C.H.A. (Humboldt Park Residence)	3339 W. Division / 1152-58 N. Christiana	26	Humboldt Park	\$ 39,948	20	20	0	0	0	0	0	2		18
La Casa Norte	3507 W North	26	Humboldt Park	\$ 29,040	11	0	11	0	0	0	0	11		11
Martinez, Charles	4247 W. Hirsch	26	Humboldt Park	\$ 12,600	1	0	0	0	1	0	0	1		1
Martinez, Charles	1413 N. Karlov	26	Humboldt Park	\$ 13,560	1	0	0	0	0	1	0	1		1

Chicago Low-Income Housing Trust Fund
Rental Subsidy Program - Appropriations as of June 30, 2014

ORGANIZATION	BUILDING ADDRESS	WARD	COMMUNITY AREA	TOTAL FUNDING	UNITS	TOTAL SRO	TOTAL Studios	TOTAL 1-Bdrm	TOTAL 2-Bdrm	TOTAL 3-Bdrm	TOTAL 4+ Bdrm	Total Beds	0-15%	16-30%
Martinez, Marcelino	1226 N. Artesian	26	West Town	\$ 9,480	1	0	0	1	0	0	0	1		
Mercado, Doris & Rinaldi-Jovet, Elisita	3345 W. Beach	26	Humboldt Park	\$ 8,820	1	0	0	0	1	0	0	1		
Miranda, Nancy	868 N. Sacramento	26	Humboldt Park	\$ 12,000	1	0	0	0	1	0	0	1		
MLC Properties (4248-60 W Hirsch LLC)	4248-60 W. Hirsch	26	Humboldt Park	\$ 5,820	1	0	0	1	0	0	0	1		
Oison, Matt	3416 W. Potomac	26	Humboldt Park	\$ 11,520	2	0	0	2	0	0	0	2		2
Premiere Housing, LLC	1945 N. Hamlin	26	Logan Square	\$ 6,360	1	0	0	1	0	0	0	1		
Rivera, Marilyn	1622 N. Albany	26	Humboldt Park	\$ 5,520	1	0	0	1	0	0	0	1		1
Rodriguez, Margarita	1019 N. Francisco	26	West Town	\$ 7,056	1	0	0	1	0	0	0	1		1
Rodriguez, Nancy	3861 W. Grand	26	Humboldt Park	\$ 5,460	1	0	1	0	0	0	0	1		
Spaulding Partners LP	1750 N. Spaulding	26	Humboldt Park	\$ 41,508	5	0	0	2	3	0	0	2	2	3
Zak, Agnieszka & Sylwester	3320 W. Beach	26	Humboldt Park	\$ 9,600	1	0	0	0	1	0	0	1		
Barnes Real Estate	2710 W. Jackson	27	East Garfield Park	\$ 81,300	24	0	24	0	0	0	0	17	7	
Barnes Real Estate	2847 W. Congress	27	East Garfield Park	\$ 7,620	1	0	0	0	1	0	0	1		
Barnes Real Estate	319 S. California	27	East Garfield Park	\$ 9,660	1	0	0	0	1	0	0	1		
Ferguson, Jacqueline	1039 N. Hamlin	27	Humboldt Park	\$ 4,236	1	0	0	0	1	0	0	1		
Gomez, Armando	653 N. Christiana	27	Humboldt Park	\$ 13,560	1	0	0	0	0	1	0	1		
Herron Enterprises	116-18 S. California	27	East Garfield Park	\$ 20,724	3	0	0	0	3	0	0	2	1	
Herron Enterprises	122-24 S. California	27	East Garfield Park	\$ 29,964	6	0	0	2	4	0	0	1	5	
Martinez, Charles	1205 N. Hamlin	27	Humboldt Park	\$ 7,272	1	0	0	0	1	0	0	1		
McDermott Foundation	932 W. Washington / 124 N. Sangamon / 108 N. Sangamon	27	Near West Side	\$ 416,580	85	0	0	0	0	0	85	59	26	
Rodriguez, Nancy	1267 N. Springfield	27	Humboldt Park	\$ 7,680	1	0	0	1	0	0	0	1		
Senior Suites West Humboldt Park	3656 W. Huron / 701-19 N. Lawndale / 700-08 N. Monticello	27	Humboldt Park	\$ 70,236	19	0	17	2	0	0	0	14	5	
4052 W. West End LLC	4052 W. West End / 201 N. Karlov	28	West Garfield Park	\$ 24,480	3	0	0	0	1	2	0	1	2	
4300 W West End LLC	4300-10 W. West End	28	West Garfield Park	\$ 16,320	2	0	0	0	2	0	0	2		

Chicago Low-Income Housing Trust Fund
Rental Subsidy Program - Appropriations as of June 30, 2014

ORGANIZATION	BUILDING ADDRESS	WARD	COMMUNITY AREA	TOTAL FUNDING	UNITS	TOTAL STUDIES					TOTAL BEDS		
						TOTAL SRO	TOTAL 1-Bdrm	TOTAL 2-Bdrm	TOTAL 3-Bdrm	TOTAL 4+ Bdrm	0-15%	16-30%	
4316 W. West End LLC	4316 W. West End / 201 N. Kolin	28	West Garfield Park	\$ 21,900	3	0	0	3	0	0	0	1	2
4900 Jackson Apartments LLC	4900-10 W. Jackson	28	Austin	\$ 10,500	2	0	0	2	0	0	0	2	1
Barnes Real Estate	266 S. Sacramento	28	East Garfield Park	\$ 10,692	1	0	0	0	1	0	0	1	1
Barnes Real Estate	3107 W. Monroe	28	East Garfield Park	\$ 9,900	1	0	0	0	1	0	0	1	1
Barnes Real Estate	3909 W. Gladys	28	West Garfield Park	\$ 12,240	1	0	0	0	0	1	0	1	1
Dickson Estate Apartments / Dickson, Jerome	1131-33 S. Sacramento	28	North Lawndale	\$ 6,300	1	0	0	1	0	0	0	1	1
Gugly Inc. c/o Pioneer Property Advisors	5447-51 W. West End / 164 N. Lotus	28	Austin	\$ 52,764	8	0	0	5	3	0	0	8	2
Herron Enterprises (New Horizon Apts LLC)	4355-57 W. Maypole / 223-27 N. Kostner	28	West Garfield Park	\$ 13,440	2	0	0	1	1	0	0	2	2
Herron Enterprises (New Horizon Apts LLC)	4455 W. Westend Street	28	West Garfield Park	\$ 8,844	1	0	0	1	0	0	0	1	1
Holsten Management (Hamlin Midwest Investors LLC)	6 N. Hamlin	28	West Garfield	\$ 2,100	1	0	0	0	0	0	0	1	1
Inner City Holdings, LLC-Series Lavergne	3-11 N Lavergne / 4950-52 W Madison	28	Austin	\$ 21,288	3	0	0	1	2	0	0	3	3
Inner City Holdings, LLC-Series LeClaire	12-18 N. LeClaire / 5102-04 W. Madison	28	Austin	\$ 49,188	7	0	0	1	6	0	0	4	3
KMA Holdings III, LLC	4031-37 W. Gladys	28	West Garfield Park	\$ 37,560	6	0	0	2	4	0	0	6	6
KMJ Properties, Inc.	4206 W. VanBuren	28	West Garfield Park	\$ 9,720	1	0	0	0	1	0	0	1	1
Matters of Unity, Inc	1118 S. California	28	North Lawndale	\$ 12,468	1	0	0	0	1	0	0	1	1
Mid-City Apartments, LLC	351-57 S. Homan / 3350-52 W Van Buren	28	East Garfield Park	\$ 9,360	1	0	0	1	0	0	0	1	1
Mid-City Apartments, LLC	4200-06 W. Washington / 112-18 N Keeler	28	West Garfield Park	\$ 30,168	4	0	0	1	3	0	0	2	2
Mid-City Apartments, LLC	4400-02 W. Washington	28	West Garfield Park	\$ 14,352	2	0	0	1	1	0	0	1	1

Chicago Low-Income Housing Trust Fund
Rental Subsidy Program - Appropriations as of June 30, 2014

ORGANIZATION	BUILDING ADDRESS	WARD	COMMUNITY AREA	TOTAL FUNDING	UNITS	TOTAL SRO	TOTAL Studios	TOTAL 1-Bdrm	TOTAL 2-Bdrm	TOTAL 3-Bdrm	TOTAL 4+ Bdrm	Total Beds	0-15%	16-30%
New Horizons Apartments, LLC	4301 W. West End / 120-24 N. Kildare	28	West Garfield Park	\$ 7,500	1	0	0	0	1	0	0	1		1
Pinea Properties, LLC	3432 W Fulton	28	East Garfield Park	\$ 6,000	1	0	0	0	1	0	0	1		
Rodriguez, Gennie	3347 W. Monroe	28	East Garfield Park	\$ 9,000	1	0	0	0	1	0	0	1		
The Chicago Trust Community Trust #BEV-3690	5014-18 W. Westend	28	Austin	\$ 15,912	2	0	0	2	0	0	0	2		
5644 Washington LLC	5644-52 W. Washington / 110-14 N. Parkside	29	Austin	\$ 15,720	2	0	0	0	2	0	0	2		1
736 North Menard, LLC	736-46 N. Menard	29	Austin	\$ 8,400	1	0	0	0	1	0	0	1		
Building #1 Realty Services (New Building 5449 LLC)	5449-51 W. Quincy / 235-37 S. Lotus	29	Austin	\$ 30,060	4	0	0	4	0	0	0	4		2
Building 1 Management (H&R Partners LLC)	840-42 N. Massasoit	29	Austin	\$ 31,440	4	0	0	4	0	0	0	4		
Crawford and Scharschmidt, LLC	137-45 N. Mason	29	Austin	\$ 12,360	2	0	0	2	0	0	0	2		
Fast Track Properties LLC	5645-53 W Washington / 52-56 N. Parkside	29	Austin	\$ 101,112	12	0	0	2	9	1	0	10		2
Hall Sr., Ivanhoe	5442 W Congress	29	Austin	\$ 10,800	1	0	0	0	1	0	0	1		1
Herron Enterprises	133-45 S. Central / 5567 W. Adams	29	Austin	\$ 37,728	5	0	0	4	1	0	0	2		3
Herron Enterprises (LaSalle Nat't Trust 117625)	16-24 S. Central	29	Austin	\$ 63,144	8	0	0	8	0	0	0	8		
Inner City Holdings, LLC-Series Congress Even	500-12 S Laramie / 5201-11 W Congress	29	Austin	\$ 3,828	1	0	0	0	1	0	0	1		
Inner City Holdings, LLC-Series Congress Odd	410-24 S Laramie / 5200-10 W Congress	29	Austin	\$ 4,080	1	0	0	1	0	0	0	1		
Inner City Holdings, LLC-Series Jackson	5556-64, 5566 W. Jackson	29	Austin	\$ 42,396	6	0	0	2	3	1	0	4		2
Madison Renaissance Apts.	5645-47 W. Madison	29	Austin	\$ 14,640	2	0	0	2	0	0	0	2		2

Chicago Low-Income Housing Trust Fund
 Rental Subsidy Program - Appropriations as of June 30, 2014

ORGANIZATION	BUILDING ADDRESS	WARD	COMMUNITY AREA	TOTAL FUNDING	UNITS	TOTAL SRO	TOTAL Studios	TOTAL 1-Bdrm	TOTAL 2-Bdrm	TOTAL 3-Bdrm	TOTAL 4+ Bdrm	TOTAL Beds	0-15%	16-30%
Matos, Jose	7033 W. Wolfram	29	Montclare	\$ 14,160	1	0	0	0	0	1	0	1	1	
Mid-City Apartments, LLC	5501-03 W. Congress / 506-08 S Lotus	29	Austin	\$ 4,200	1	0	0	1	0	0	0	0	1	
MLC Properties (123 Central Investment Bldg, LLC)	119-23 N. Central	29	Austin	\$ 12,240	2	0	0	2	0	0	0	2		
MLC Properties (7-13 North Pine LLC)	7-13 N. Pine	29	Austin	\$ 22,200	4	0	0	4	0	0	0	2	2	2
Pangea Properties (Rodinia Holdings 7, LLC)	5836-48 W. Madison / 9-17 N. Mayfield	29	Austin	\$ 10,080	2	0	2	0	0	0	0	2		
Pangea Properties (Rodinia Holdings 7, LLC)	1-17 S. Austin / 5957-73 W. Madison	29	Austin	\$ 8,880	2	0	0	2	0	0	0	0	2	
Sims, Austin	5551-3 W. Congress	29	Austin	\$ 17,100	2	0	0	1	1	0	0	2		
Spartan Real Estate	5806-08 W. Fulton / 302-06 N Menard	29	Austin	\$ 22,380	4	0	0	1	3	0	0	3	1	
Squirt, Inc.	2-18 S. Mayfield / 5843 W. Madison	29	Austin	\$ 16,860	3	0	0	1	2	0	0	1	2	
T-J-A Inc	5552-6 W. Gladys	29	Austin	\$ 8,460	1	0	0	0	1	0	0	1		
Konieczny, Ronald	4631 W. Warwick	30	Portage Park	\$ 10,020	1	0	0	0	1	0	0	0	1	
Elinor Building Corp	3216 N. Cicero	31	Portage Park	\$ 4,500	1	0	1	0	0	0	0	1		
JFP LLC	3859 W. Wrightwood	31	Logan Square	\$ 11,184	2	0	0	1	1	0	0	1	1	
Lewandowska, Zofia	2429 N. Tripp	31	Hermosa	\$ 7,080	1	0	0	0	1	0	0	1		
Mizhuri, Victor	5236 W. Fullerton	31	Belmont Cragin	\$ 5,340	1	0	1	0	0	0	0	0	1	
Perez, Idida	3707 W. Wrightwood	31	Logan Square	\$ 7,175	1	0	0	0	1	0	0	1		
Perez, Pascual	2701 N. Laramie	31	Belmont Cragin	\$ 7,680	1	0	0	0	1	0	0	1		
Salgado, Baldemar	4300 W. Fullerton	31	Hermosa	\$ 32,640	6	0	0	2	4	0	0	5	1	
Janusz, Timothy W.	2621 N. Fairfield	32	Logan Square	\$ 6,060	1	0	0	1	0	0	0	1		
Renaissance Saint Luke LP	1501 W. Belmont	32	Lake View	\$ 50,400	10	0	10	0	0	0	0	5	5	
Zayas, Carlos	2749 N. Mozart	32	Logan Square	\$ 5,196	1	0	0	0	1	0	0	1		

Chicago Low-Income Housing Trust Fund
Rental Subsidy Program - Appropriations as of June 30, 2014

ORGANIZATION	BUILDING ADDRESS	WARD	COMMUNITY AREA	TOTAL FUNDING	UNITS	TOTAL SRO	TOTAL Studios	TOTAL 1-Bdrm	TOTAL 2-Bdrm	TOTAL 3-Bdrm	TOTAL 4+ Bdrm	Total Beds	0-15%	16-30%
2944 West Cullom, LLC	2944-50 W. Cullom	33	Irving Park	\$ 7,800	1	0	0	1	0	0	0	0	1	
4043 N. Mozart, LLC c/o ASAP Management	4043-47 N. Mozart	33	Irving Park	\$ 8,100	1	0	0	1	0	0	0	0	1	
Bass Realty 3, LLC-4500	4500-02 N. Sawyer	33	Albany Park	\$ 5,988	1	0	0	0	1	0	0	0		1
Ferrer, Francisca	2944 N. Rockwell	33	Avondale	\$ 5,028	1	0	0	1	0	0	0	0		1
Troche, Jose	2833 N. Maplewood	33	Avondale	\$ 7,020	1	0	0	1	0	0	0	0		1
Davis Family Trust	335 W. 109th Street	34	Roseland	\$ 9,000	1	0	0	0	1	0	0	0		1
Harper, Louise	1148 W. 111th Place	34	Morgan Park	\$ 12,000	1	0	0	0	1	0	0	0		1
Hopkins, William & Rebecca	10054-56 S May / 1138-40 W 101st	34	Washington Park	\$ 6,360	1	0	0	1	0	0	0	0		1
Mercy Housing Lakefront (111th and Wentworth LP)	11045 S. Wentworth	34	Roseland	\$ 18,840	8	8	0	0	0	0	0	0	6	2
Robertson, James & Julia	1001 W. 116th St.	34	Pullman	\$ 11,400	1	0	0	0	1	0	0	0		1
Tactical Investments LLC	12216 S. Wallace	34	West Pullman	\$ 11,460	1	0	0	0	1	0	0	0		1
VAD Realty, LLC	443 W. 116th St.	34	West Pullman	\$ 4,800	1	0	0	0	1	0	0	0		1
1802 Lake LLC	1827 N. Kedvale	35	Hermosa	\$ 12,000	1	0	0	0	1	0	0	0		1
Avelar, Manuel	4034 N. Cortland / 1904 N. Keystone	35	Hermosa	\$ 17,820	3	0	0	3	0	0	0	0		3
Bickerdike Redevelopment Corp (La Paz Apartments)	3600-06 W. Shakespeare	35	Logan Square	\$ 15,756	7	0	0	0	6	1	0	0	1	6
Fregoso, Leticia & Joaquin	3415 W. Lyndale	35	Logan Square	\$ 15,480	2	0	0	0	2	0	0	0		2
GYPG, LLC	3518 W. Cullom / 4301 N. Drake	35	Irving Park	\$ 8,160	1	0	0	0	1	0	0	0		1
Ibarra, Lourdes	2901 N. Dawson	35	Avondale	\$ 6,168	1	0	0	0	1	0	0	0		1
JFP LLC	3402-08 W. Lyndale	35	Logan Square	\$ 9,204	2	0	0	0	2	0	0	0		2
Villanueva, Abel	3508-10 W. Dickens	35	Logan Square	\$ 4,080	1	0	0	0	0	1	0	0		1
Rodas, Henry	2224 N. Knox	36	Belmont Cragin	\$ 5,520	1	0	0	0	1	0	0	0		1
1302 N Kildare LLC	1302-08 N. Kildare / 4300 W. Potomac	37	West Humboldt Park	\$ 9,720	1	0	0	0	1	0	0	0		1
Barnes Real Estate	5442 W. Augusta	37	Austin	\$ 12,420	1	0	0	0	0	1	0	0		1

Chicago Low-Income Housing Trust Fund
Rental Subsidy Program - Appropriations as of June 30, 2014

ORGANIZATION	BUILDING ADDRESS	WARD	COMMUNITY AREA	TOTAL FUNDING	UNITS	TOTAL SRO	TOTAL Studios	TOTAL 1-Bdrm	TOTAL 2-Bdrm	TOTAL 3-Bdrm	TOTAL 4+ Bdrm	TOTAL Beds	0-15%	16-30%
Barnes Real Estate	634 N. Avers	37	Humboldt Park	\$ 5,580	1	0	0	1	0	0	0	0		1
Central Arms LLC dba Plaza Arms	501 N. Central	37	Austin	\$ 151,272	59	59	0	0	0	0	0	25		34
City Investors LLC	4846-56 W. North	37	Austin	\$ 53,100	7	0	2	2	3	0	0	7		
County Properties Series II LLC	4924 W. Iowa	37	Austin	\$ 8,760	1	0	0	0	1	0	0	0		1
de la Cruz, Modesto	1145 N. Keeler	37	Humboldt Park	\$ 7,800	1	0	0	0	1	0	0	1		
Hawkins, Larry	5234-36 W. Huron	37	Austin	\$ 5,940	1	0	0	0	1	0	0	0		1
Jamm Lake Property LLC	5235-37 W. Lake	37	Austin	\$ 33,000	4	0	0	1	3	0	0	4		
Mid-City Apartments, LLC	224-34 N. Pine	37	Austin	\$ 18,048	2	0	0	0	1	1	0	1		1
Pierce, Audrey	1115 N. Springfield	37	Humboldt Park	\$ 9,360	1	0	0	0	1	0	0	1		
Pine Central L.P.	745 N. Central	37	Austin	\$ 9,012	2	0	0	2	0	0	0	0		2
Pine Cor. LLC	5509 W. Corcoran /330 N Pine	37	Austin	\$ 73,200	15	0	0	4	1	8	2	0		15
Pine Race II, LP	541-55 N. Pine / 5458-64 W. Race	37	Austin	\$ 5,100	1	0	0	0	0	1	0	0		1
Primo Center for Women & Children	4231 W. Division	37	Humboldt Park	\$ 38,400	4	0	0	0	0	4	0	4		
Root Realty, Inc as Receiver	5440 W. Huron	37	Austin	\$ 7,020	1	0	0	1	0	0	0	1		
Ten Fold Partners	5422-24 W. North / 1603-11 N. Lotus	37	Austin	\$ 36,160	6	0	0	6	0	0	0	4		2
Vargas, Sonia	847 N. Keeler	37	Humboldt Park	\$ 8,760	1	0	0	0	1	0	0	1		
Westside Development Corp LLC	4957 W. Huron	37	Austin	\$ 17,700	2	0	0	0	2	0	0	2		
Ceballos, Maria V Munoz	5519 W Agitate	38	Portage Park	\$ 8,040	1	0	0	0	1	0	0	0		1
Kathner Properties, LLC	2516 W. Foster	40	Lincoln Square	\$ 6,900	1	0	0	1	0	0	0	1		
Ravenswood Ptnshp of Illinois LP	1818 W. Peterson	40	West Ridge	\$ 203,820	34	0	0	32	2	0	0	16		18
Teja, Olivia	6170 N Winchester	40	West Ridge	\$ 10,860	1	0	0	0	0	1	0	1		
WIN 1737, LLC	1737 W. Devon / 6374 N. Hermitage	40	Rogers Park	\$ 21,840	3	0	0	3	0	0	0	2		1

Chicago Low-Income Housing Trust Fund
Rental Subsidy Program - Appropriations as of June 30, 2014

ORGANIZATION	BUILDING ADDRESS	WARD	COMMUNITY AREA	TOTAL FUNDING	UNITS	TOTAL STUDIES					TOTAL BEDS				
						TOTAL SRO	TOTAL 1-BDRM	TOTAL 2-BDRM	TOTAL 3-BDRM	TOTAL 4+ BDRM	TOTAL BEDS	0-15%	16-30%		
Mehrer, William	7350 N Harlem	41	Edison Park	\$ 7,620	1	0	0	1	0	0	0	0	0	0	1
McMorris, Bertha	742 E Marquette	42	Woodlawn	\$ 6,600	1	0	0	1	0	0	0	0	0	0	1
Mc Lenighan, Michael	5484 W. Higgins	45	Jefferson Park	\$ 6,900	1	0	1	0	0	0	0	0	0	0	1
YMCA of Metro Chicago	4251 W. Irving Park	45	Irving Park	\$ 110,220	43	43	0	0	0	0	0	0	0	0	43
1140 W Wilson Flats LLC	1134-40 W. Wilson	46	Uptown	\$ 49,800	18	0	18	0	0	0	0	0	0	0	18
4541 Sheridan Venture Ltd. (Derrig Mgt)	4541 N. Sheridan Rd.	46	Uptown	\$ 91,655	32	0	30	2	0	0	0	0	0	0	32
Bomborg Property Management (Wilson Windsor Partners LLC)	915-17 W. Wilson	46	Uptown	\$ 177,423	63	63	0	0	0	0	0	0	0	0	63
Community Hsg Partners XI LP	4431 N. Clifton	46	Uptown	\$ 21,396	4	0	0	0	4	0	0	0	0	0	4
Community Hsg Partners XI LP	900 W. Windsor	46	Uptown	\$ 30,396	5	0	0	0	5	0	0	0	0	0	5
Community Hsg Partners XI LP	927 W. Wilson	46	Uptown	\$ 81,660	13	0	1	3	6	3	0	0	0	0	13
Cornerstone Community Outreach	1311-15 W. Leland / 4654 N. Malden	46	Uptown	\$ 93,168	18	0	0	0	7	11	0	0	0	0	18
Lorali LLC	1039 W. Lawrence	46	Uptown	\$ 87,900	24	24	0	0	0	0	0	0	0	0	24
Lorali LLC	1039 W. Lawrence	46	Uptown	\$ 76,380	21	21	0	0	0	0	0	0	0	0	21
Lorali LLC	1039 W. Lawrence	46	Uptown	\$ 11,520	3	3	0	0	0	0	0	0	0	0	3
Mercy Housing Lakefront (Malden Limited Partnership II)	4727 N. Malden	46	Uptown	\$ 50,136	14	12	0	2	0	0	0	0	0	0	14
Mercy Housing Lakefront (Malden Limited Partnership II) (M)	4727 N. Malden	46	Uptown	\$ 166,020	52	51	0	1	0	0	0	0	0	0	52
New Friendly Towers LLC c/o Jesus People USA	920 W. Wilson	46	Uptown	\$ 143,400	48	48	0	0	0	0	0	0	0	0	48

Chicago Low-Income Housing Trust Fund
 Rental Subsidy Program - Appropriations as of June 30, 2014

ORGANIZATION	BUILDING ADDRESS	WARD	COMMUNITY AREA	TOTAL FUNDING	UNITS	TOTAL STUDIES					TOTAL BEDS			0-15%	16-30%	
						TOTAL SRO	TOTAL 1-Bdrm	TOTAL 2-Bdrm	TOTAL 3-Bdrm	TOTAL 4+ Bdrm	TOTAL SRO	TOTAL 1-Bdrm	TOTAL 2-Bdrm			TOTAL 3-Bdrm
Ruth Shriman House	4040 N. Sheridan Rd.	46	Uptown	\$ 56,712	14	0	0	0	0	0	0	0	0	0	14	
Shea, Tom	831-33 W. Windsor	46	Uptown	\$ 8,760	1	0	0	1	0	0	0	0	0	0	1	
Voice of the People	4431 N. Racine	46	Uptown	\$ 21,600	2	0	0	0	2	0	0	0	0	0	2	
Wilson Yard Senior Housing LP / Holsten Management (M)	1032 W. Montrose	46	Uptown	\$ 73,920	14	0	0	0	0	0	0	0	0	0	6	8
Wilson Yards Partners LP / Holsten Management (M)	1026 W. Montrose	46	Uptown	\$ 57,780	9	0	0	1	8	0	0	0	0	0	4	5
Wolcott Real Property LLC (TWG Maryland & TWG Greenview)	825-45 W. Sunnyside / 820 W. Agatite	46	Uptown	\$ 59,880	10	0	0	3	5	2	0	0	0	0	4	6
Hinkley, Stan	1242 W. Winnemac	47	Uptown	\$ 7,320	1	0	0	0	1	0	0	0	0	0	1	
YMCA of Metro Chicago	3333 N. Marshfield	47	Lake View	\$ 150,564	69	69	0	0	0	0	0	0	0	0	69	
5450 N Winthrop LLC	5450 N. Winthrop	48	Edgewater	\$ 6,552	1	0	0	1	0	0	0	0	0	0	1	
5750 N. Kenmore LLC	5750 N. Kenmore	48	Edgewater	\$ 17,820	3	0	1	2	0	0	0	0	0	0	3	
Blanchard, Brian & Timothy	5701 N. Sheridan Rd.	48	Edgewater	\$ 5,496	1	0	1	0	0	0	0	0	0	0	1	
Bryn Mawr / Belle Shore LP c/o Holsten Management	5550 N. Kenmore	48	Edgewater	\$ 7,440	2	0	2	0	0	0	0	0	0	0	2	
Buck Miller, LLC	5054 N. Winthrop	48	Edgewater	\$ 6,180	1	0	0	1	0	0	0	0	0	0	1	
Cubic, Mirsad & Fazilja	1016 W. Balmoral	48	Edgewater	\$ 11,640	2	0	0	2	0	0	0	0	0	0	2	
Cuevas, Daniel	5837 N Ridge	48	Edgewater	\$ 5,640	1	0	0	1	0	0	0	0	0	0	1	
Foswyn Arms, LLC	5240 N. Winthrop	48	Edgewater	\$ 99,168	20	20	0	0	0	0	0	0	0	0	20	
H.O.M.E.	1537 W. Rosemont	48	Edgewater	\$ 10,224	4	0	4	0	0	0	0	0	0	0	4	
Heartland Housing (Hollywood House L.P.)	5700 N. Sheridan Rd.	48	Edgewater	\$ 151,404	34	0	23	11	0	0	0	0	0	0	11	23
Hunter Properties (Coronado Apartments LLC)	1061 W. Rosemont	48	Edgewater	\$ 28,800	12	0	12	0	0	0	0	0	0	0	12	
Mercy Housing Lakefront (5042 Winthrop LP)	5042 N. Winthrop	48	Uptown	\$ 105,540	40	40	0	0	0	0	0	0	0	0	25	15
MSS Enterprises	5326 N. Winthrop	48	Edgewater	\$ 127,488	19	0	10	9	0	0	0	0	0	0	12	7

Chicago Low-Income Housing Trust Fund
 Rental Subsidy Program - Appropriations as of June 30, 2014

ORGANIZATION	BUILDING ADDRESS	WARD	COMMUNITY AREA	TOTAL FUNDING	UNITS	TOTAL STUDIES					TOTAL SRO	TOTAL 1-Bdrm	TOTAL 2-Bdrm	TOTAL 3-Bdrm	TOTAL 4+ Bdrm	TOTAL Beds	0-15%	16-30%
						0	1	2	3	4								
Popovic, Tomor & Roza	5730 N. Sheridan	48	Edgewater	\$ 19,440	3	0	0	3	0	0	0	0	0	0	0	3		
Popovic, Tomor & Roza	5949 N. Kenmore	48	Edgewater	\$ 20,160	3	0	1	2	0	0	0	0	0	0	0	2		1
Popovic, Tomor & Roza	6128 N. Kenmore	48	Edgewater	\$ 11,400	2	0	1	1	0	0	0	0	0	0	0			2
Popovic, Tomor & Roza	6163 N. Kenmore	48	Edgewater	\$ 12,300	2	0	1	1	0	0	0	0	0	0	0			2
Sheridan Shore Manager LLC	5750 N. Sheridan	48	Edgewater	\$ 28,920	4	0	2	2	0	0	0	0	0	0	0	4		
Wang, Lan Xiang	1542 W. Thome	48	Edgewater	\$ 8,652	1	0	0	0	0	1	0	0	0	0	0	1		
1319 W. Sherwin, LLC	1319 W. Sherwin	49	Rogers Park	\$ 6,660	1	0	0	1	0	0	0	0	0	0	0	1		
1742 W. North Shore, Inc c/o DLG Management	1740-54 W. Northshore / 1602-10 N. Hermitage	49	Rogers Park	\$ 8,700	1	0	0	0	1	0	0	0	0	0	0	1		
A.M. Realty Group LLC	6748-50 N. Ashland	49	Rogers Park	\$ 148,896	29	0	1	28	0	0	0	0	0	0	0	20		9
BCH Seeley LLC	7444-54 N. Seeley	49	Rogers Park	\$ 8,670	1	0	0	0	1	0	0	0	0	0	0	1		
BCHShore, LLC	1716-26 W. Northshore	49	Rogers Park	\$ 7,320	1	0	0	1	0	0	0	0	0	0	0	1		
Broadmoor Apts, LP	7600 N. Bosworth	49	Rogers Park	\$ 94,056	25	0	9	10	5	1	0	0	0	0	0	5		20
Cagan Management (6825 Sheridan LLC)	6825 N. Sheridan	49	Rogers Park	\$ 5,160	1	0	1	0	0	0	0	0	0	0	0	1		
Cagan Management (Starboard Properties LLC)	6815 N. Sheridan	49	Rogers Park	\$ 44,460	8	0	5	3	0	0	0	0	0	0	0	8		
Chicago Metro Hsg. Dev Corp	1700-08 W. Juneway Terrace	49	Rogers Park	\$ 76,056	7	0	0	1	0	2	4	0	0	0	0	4		3
Chicago Metro. Hsg. Dev Corp	1714-24 W. Jonquil	49	Rogers Park	\$ 8,520	1	0	0	0	1	0	0	0	0	0	0	1		
Chicago Metro Hsg Dev Corp (7722 Marshfield LLC)	7720-28 N. Marshfield	49	Rogers Park	\$ 33,840	6	0	6	0	0	0	0	0	0	0	0	6		
Council for Jewish Elderly	1221 W. Sherwin	49	Rogers Park	\$ 43,920	12	0	0	12	0	0	0	0	0	0	0			12
Council for Jewish Elderly (M)	1221 W. Sherwin	49	Rogers Park	\$ 38,880	8	0	0	8	0	0	0	0	0	0	0			8
Good News Partners	1546 W. Jonquil Terrace	49	Rogers Park	\$ 29,460	6	0	1	5	0	0	0	0	0	0	0	6		
Good News Partners	7729 N. Hermitage	49	Rogers Park	\$ 6,660	1	0	0	1	0	0	0	0	0	0	0	1		0
Good News Partners	7629 N. Bosworth	49	Rogers Park	\$ 5,520	1	0	0	0	0	1	0	0	0	0	0	0		1
H.O.M.E.	7320 N. Sheridan Rd.	49	Rogers Park	\$ 77,016	15	0	2	8	5	0	0	0	0	0	0	8		7
KMA Holdings LLC	7417-27 N. Clark	49	Rogers Park	\$ 45,960	5	0	0	1	4	0	0	0	0	0	0	1		4
Ko, Mi Suk	7725-29 N. Sheridan	49	Rogers Park	\$ 10,860	2	0	1	1	0	0	0	0	0	0	0			2

Chicago Low-Income Housing Trust Fund
Rental Subsidy Program - Appropriations as of June 30, 2014

ORGANIZATION	BUILDING ADDRESS	WARD	COMMUNITY AREA	TOTAL FUNDING	UNITS	TOTAL SRO	TOTAL Studios	TOTAL 1-Bdrm	TOTAL 2-Bdrm	TOTAL 3-Bdrm	TOTAL 4+ Bdrm	Total Beds	0-15%	16-30%
Kopley Group XIV LLC	6801-13 N. Sheridan / 1146-50 W. Pratt	49	Rogers Park	\$ 4,800	1	0	1	0	0	0	0	0	0	1
MAM 7301 Sheridan LLC	7301 N. Sheridan	49	Rogers Park	\$ 47,100	7	0	3	4	0	0	0	0	7	
Mid-America Real Estate Dev Corp c/o Pedraza Realty	7369-79 N. Damen	49	Rogers Park	\$ 25,260	3	0	0	0	2	1	0	0	1	2
Reba Place Fellowship c/o Reunion Property Mgt	1528 W. Pratt	49	Rogers Park	\$ 19,200	3	0	1	2	0	0	0	0	3	
S Kahn, LLC - 1456 W Birchwood	1456 W. Birchwood / 7505-15 N. Greenview	49	Rogers Park	\$ 8,760	1	0	0	0	1	0	0	0	1	
Stolyarov, Dennis (Land Trust # 3336)	1421 W. Farwell	49	Rogers Park	\$ 4,500	1	0	1	0	0	0	0	0	1	
Suarez, Jose & Robyn	7507-09 N Seeley	49	Rogers Park	\$ 7,560	1	0	0	1	0	0	0	0	1	
Tiriteu, Catita	7600 N. Sheridan	49	Rogers Park	\$ 33,420	5	0	0	5	0	0	0	0	5	
Vranas Family Partners LLC	6758 N. Sheridan	49	Rogers Park	\$ 30,684	6	0	4	2	0	0	0	0	3	3
W. W. Limited Partnership	6928 N. Wayne	49	Rogers Park	\$ 106,740	33	0	28	5	0	0	0	0	10	23
Winchester Investment Ptnrs LLC	7363-83 N. Winchester	49	Rogers Park	\$ 12,900	2	0	0	2	0	0	0	0	2	
Azar, David	2423 W. Greenleaf	50	West Ridge	\$ 8,340	1	0	0	0	1	0	0	0	0	1
BCH Hoyne LLC c/o CH Ventures Mgt	6200-42 N. Hoyne	50	West Ridge	\$ 57,240	8	0	0	3	5	0	0	0	4	4
Cagan Management (6434 Sacramento LLC)	6434-38 N. Sacramento	50	West Ridge	\$ 8,760	1	0	0	0	1	0	0	0	1	
Marsh, Walter	2018-24 W. Arthur	50	West Ridge	\$ 3,960	1	0	0	1	0	0	0	0	0	1
Nwanah, Patrick and Kate	7311 N Campbell	50	West Ridge	\$ 9,600	1	0	0	0	0	1	0	0	1	
Pruneda, Patricia and Urbano	6447 N Kedzie	50	West Ridge	\$ 10,740	1	0	0	0	1	0	0	0	0	1
Weisberger, William	6307-09 N. Mozart	50	West Ridge	\$ 13,032	2	0	0	0	2	0	0	0	0	2
West Ridge Senior Partners, LP	6142 N. California	50	West Ridge	\$ 90,408	15	0	0	13	2	0	0	0	7	8

**Department of Planning and Development
TROUBLED BUILDINGS INITIATIVE I (Multi-family)
January 1 - June 30, 2014**

Quarter First Counted	Primary Address	# of Units	TBI Status	Ward	Community Area
2014,1	4834 S PRAIRIE AVE	4	In Court	3	Grand Boulevard
2014,1	4416 N KOSTNER AVE	9	In Court	45	Irving Park
2014,1	3144-50 S PRAIRIE	8	In Court	3	Douglas
2014,1	7919-29 S Maryland	37	In Court	8	Chatham
2014,1	8025-27 S Maryland Ave	6	In Court	8	Chatham
2014,1	8045-47 S Maryland Ave	6	In Court	8	Chatham
2014,1	8131-33 S Maryland Ave	6	In Court	8	Chatham
2014,1	8222 S Dobson Ave	6	In Court	8	Chatham
2014,1	6749-51 S JEFFERY BLVD	50	In Court	5	South Shore
2014,1	8053-61 S Cottage Grove Ave / 800-04 E 81st St	16	Partly Occupied	8	Chatham
2014,1	8145-51 S Drexel Ave	19	Occupied	8	Chatham
2014,1	8101 S Maryland Ave	8	Occupied	8	Chatham
2014,1	8252 S Maryland Ave	6	Occupied	8	Chatham
2014,1	1015-19 E 82nd St	4	Partly Occupied	8	Chatham
2014,1	7359 S Emerald / 714 W 74th St.	5	Under Receivership	17	Englewood
2014,1	6400-04 S EBERHART AVE	4	Under Receivership	20	Woodlawn

**Department of Planning and Development
TROUBLED BUILDINGS INITIATIVE I (Multi-family)
January 1 - June 30, 2014**

Quarter First Counted	Primary Address	# of Units	TBI Status	Ward	Community Area
2014,1	6120 S SAINT LAWRENCE AVE	3	Under Receivership	20	Woodlawn
2014,1	5850-54 S Campbell	9	Under Receivership	16	Gage Park
2014,1	6128 S EBERHART AVE	4	Under Receivership	20	Woodlawn
2014,1	1350 W 98th PL / 9817-25 S Loomis	10	Stabilized	21	Washington Heights
2014,2	8228 S Dobson Ave	6	In Court	8	Chatham
2014,2	632-38 E. 61st Street	3	In Court	20	Woodlawn
2014,2	4157 W Adams	6	Under Receivership	28	West Garfield Park
2014,2	6426 S. St. Lawrence	1	Purchased	20	Woodlawn
2014,2	936-44 W 76th St	8	In Court	17	Auburn Gresham
2014,2	1445 W WALTON	4	Under Receivership	27	West Town
2014,2	6022-24 S. Eberhart Ave.	6	In Court	20	Woodlawn
2014,2	8230 S Dobson Ave	9	In Court	8	Chatham
2014,2	1616-22 W Marquette/6659 S Marshfield	8	Under Receivership	15	West Englewood
2014,2	905 N. Central Park Ave	1	Under Contract	27	Humboldt Park

Department of Planning and Development
CITY LOTS FOR CITY LIVING
 Developments Approved January 1 - 31 bY" \$2014

Quarter Approved	Development Name	Developer	Development Location	Ward	Value of Land Write-down	Total Units	Units by Income Level								
							0- 15%	16- 30%	31- 50%	61- 80%	81- 100%	101- 120%			
2014,1	--	L&MC Investments LLC	6 lots in area bounded by Drake, Bloomingdale and Campbell Aves. and Augusta Blvd.	26	\$316,000	6									6
TOTAL					\$316,000	6	-	-	-	-	-	-	-	-	6

Department of Planning and Development
TIF-NIP SINGLE-FAMILY PROGRAM ACTIVITY
 January 1 - June 30, 2014

TIF District	TIF Funds Spent	# of Units	Units by Income Level									
			0-15%	16-30%	31-50%	51-60%	61-80%	81-100%	101 + %			
119th/57th Street												
47th & King Drive	\$14,375	1		1								
47th/Halsted												
63rd & Ashland	\$81,478	6		2	1	1	2					
Central West	\$62,485	6		2			3					1
Chicago/Central Park II	\$88,056	7		2		1	3					1
Englewood III	\$194,477	18		2	8	5	3					
Harrison/Central II												
Lawrence/Kedzie												
Midwest	\$10,063	2			0	0	0	0	0	0	0	2
North Pullman												
N. Pullman Landmark												
Odgen Pulaski	\$23,000	3						3				
Pershing /King												
South Chicago III	\$23,000	3						3				
Woodlawn II												
Bronzeville												
Addison South												
Austin Commercial												
West Woodlawn	\$133,816	13			2	4	2					2
TOTALS	\$630,749	59	0	9	11	11	19	3	3	3	3	6

HISTORIC CHICAGO BUNGALOW INITIATIVE
Benefits Received October 1, 2000 through June 30, 2014

Program Inception Date: October 1, 2000

INDICATOR	COUNT	DOLLARS SPENT
Benefit Activity from Jan 1 to June 30, 2014 (2nd Qtr)**		
Requests for information/general information pieces mailed (2nd Q)	468	
Certification of existing owners (2nd Q)	1,242	
Certification for new bungalow buyers (2nd Q)	24	
# of new Members Approvals for Voucher (Prgrm ended Dec, 31, 2009)	0	
# of new Members Approvals for DOE Grant - Funding Expended 4th Q 2013 (G1) (1st Q)	0	\$0
# of new members Approvals for IHDA Grant (No funds granted in 2010 or 2011)	0	\$0
# of new members Approvals for DCEO Program (2nd Q)	44	\$144,100
# of new members received Appliance Replacement Program (DCEO-New Program as of 4th Q 2011)	37	\$29,305
# of households who access bank loans for rehab work (2nd Q)	0	\$0
	0	home equity
	0	refinance
	0	\$0
	0	\$0
Subtotal:		
Cumulative Summary Bungalow Program Activity- Oct.1, 2000 to June 30, 2014		
Requests for informational pckgs sent by mail	28,660	
# of households who utilized their own resources for rehab	3,337	\$14,368,963
# of households received appliance vouchers (Program ended Dec, 31, 2009)	2,103	\$3,186,800
# of households received People Energy (G1) grant dollars (new & existing members)	2,440	\$3,812,482
# of households received ICECF (G2) grant dollars	1,047	\$1,885,243
# of households received ICECF Model Block dollars	74	\$1,042,051
# of households received DCEO grant (new and existing members)	1,034	\$9,832,337
# of households received CHES Pilot Grants (2009 new funds) (Program completed Dec, 2010)	63	\$150,000
# of households received IHDA grant matching dollars (No funds granted in 2010 or 2011)	641	\$2,327,007
# of households received Appliance Replacement Program (DCEO-New Program as of 4th Q 2011)	800	\$601,317
Bungalows Purchased- Oct. 1, 2000 to June 30, 2014		
Actual # of households served, taking into account multiple benefits***	7,813	

* To avoid double-counting, this represents original requests as opposed to second or third calls.

**Due to processing timeline, the dollar amounts shown are less than the actual households approved

Department of Planning and Development
NEIGHBORHOOD LENDING PROGRAM
January 1 - June 30, 2014

Quarter Reported	Primary Address	Loan Amount	# of Units	Ward
2014,1	10010 S. Parnell Ave.	\$88,752	1	9
2014,1	6722 S. Dorchester	\$207,200	1	5
2014,1	5404 S. Winchester	\$87,650	1	16
2014,1	3043 W. Washington, Unit 2	\$220,700	1	2
2014,1	4625 W. Warwick	\$192,890	1	38
2014,1	7327 S. Greenwood	\$113,600	1	5
2014,1	4709 S. Western Blvd.	\$102,200	3	12
2014,1	1725 E. 67th Street, 2F	\$100,870	1	5
2014,1	8333 S. Phillips	\$123,266	1	7
2014,1	10746 S. Ave N	\$27,253	1	10
2014,1	6216 S. Champlain	\$135,050	2	20
2014,1	12113 S. Harvard	\$57,595	1	34
2014,1	5455 N. Sheridan Road, #811	\$131,100	1	48
2014,1	1034 N. Massasoit	\$260,300	2	29
2014,1	7415 S. Rhodes	\$228,800	2	6
2014,1	4700 W. 83rd St.	\$174,400	1	13
2014,1	1326 W. Cullerton	\$47,025	1	25
2014,1	6223 S. Champlain Ave	\$28,980	2	20
2014,1	3925 W. 66th Street	\$138,520	1	13
2014,1	1791 W. Howard, Unit 303	\$94,740	1	49
2014,1	1341 W. 110th Place	\$82,965	1	34
2014,1	8505 S. Dorchester Ave.	\$113,537	1	8
2014,1	8234 S. Saginaw	\$40,275	1	7
2014,1	4456 W. Augusta	\$36,999	1	37
2014,1	733 W. 47th Place	\$71,000	2	11
2014,2	11170 S Esmond Street	\$28,243	1	19
2014,2	12037 S Perry Ave	\$108,800	1	9
2014,2	1244 West 97th Place	\$17,400	1	21
2014,2	136 S Whipple	\$22,890	1	28
2014,2	1618 W Wallen Ave 1N	\$67,000	1	49
2014,2	1917 North Saint Louis Street	\$210,000	1	35
2014,2	301 N Latrobe Ave	\$114,000	1	28
2014,2	3222 West Douglas Blvd	\$104,000	1	24
2014,2	3357 West Flournoy	\$33,700	1	24
2014,2	3541 W Polk Street	\$151,600	1	24
2014,2	421 East 89th Street	\$8,060	1	6
2014,2	449 E 91st Pl	\$160,400	1	6
2014,2	4510 W. Deming PL	\$159,500	1	31
2014,2	5610 S. Prairie Unit 3-S	\$20,665	1	20
2014,2	5711 S. Marshfield Ave.	\$21,100	1	15
2014,2	6336 S. Kolin Ave.	\$170,000	1	13
2014,2	7141 S Campbell	\$35,293	1	18
2014,2	7813 S. Dobson Ave.	\$8,190	1	8
2014,2	9401 South Lowe	\$118,000	1	21

Chicago Neighborhood Stabilization Program Activity January 1 - June 30, 2014

Address	# of units	Acquisition Price	Redevelopment Cost	Community Area	Ward	Date Acquisition Closed	Date Rehab Loan Closed	Developer
7614 S Carpenter Street	1	\$33,623		Auburn Gresham	17	06/15/2014		
6131 S. St. Lawrence	3	\$49,500		Woodlawn	20	02/21/2014		
SF Acquisition Total	3	\$83,123						
7810 S Carpenter Street	2	\$54,900	\$364,029	Auburn Gresham	17	12/06/2013	2/18/2014	Karry L. Young Development, LLC
7737 S. Carpenter Street	1	\$1	\$399,952	Auburn Gresham	17	11/27/2013	2/18/2014	Karry L. Young Development, LLC
7808 S. Peoria Street	2	\$44,550	\$607,839	Auburn Gresham	17	11/15/2013	2/18/2014	KMW Communities LLC
7620 S. Peoria Street	2	\$17,000	\$642,597	Auburn Gresham	17	10/03/2013	2/18/2014	KMW Communities LLC
11740 S. Elizabeth	1	\$17,900	\$394,307	West Pullman	34	09/27/2013	2/18/2014	Chicago Neighborhood Initiatives
7720 S. Peoria Street	1	\$19,800	\$505,078	Auburn Gresham	17	08/19/2013	2/18/2014	KMW Communities LLC
7618 S May Street	1	\$1	\$462,150	Auburn Gresham	17	06/05/2013	2/18/2014	KMW Communities LLC
8142 S Evans Avenue	2	\$1	\$585,020	Chatham	6	02/28/2013	2/18/2014	Karry L. Young Development, LLC
3141 W. Monroe	1	\$28,710	\$483,920	East Garfield Park	28	09/14/2012	2/18/2014	Karry L. Young Development, LLC
SF Rehab Total	13		\$4,444,892					
MF Acquisition Total	0	\$0						
MF Rehab Total	0		\$0					
NSP Totals	16	\$83,123	\$4,444,892					

Note: The Acquisition amount is counted in the quarter in which the acquisition closes. The Rehab amount is counted in the quarter in which the property is transferred to the developer. Starting in 2014, all units are counted at time of rehab.

Status of Chicago Neighborhood Stabilization Program Properties

Updated: July 1, 2014

Street Address	Units	Total Development Cost* (at grant close-out)	Community	Ward	Developer	Contract to Buy	Acquired	In Rehab	Demo'd	For Sale / Rented or For Rent (availability varies per property)	Sold	Rented (all units in property initially rented)	Grant
1003 W 77th Street	6	\$1,198,229.7	Auburn, Gresham	17	KMW Communities LLC	X	X	X					NSP3
1007 N Ridgeway Avenue	2	\$551,936.22	Humboldt Park	27	KMW Communities LLC	X	X	X		X	X		NSP2
1015 N Pulaski Road	30	\$4,440,834.4	Humboldt Park	27	Chadon Holdings, LLC	X	X	X		X	X		NSP2
1055-57 N Kilbourn Street	4	\$891,705.11	Humboldt Park	37	CDG II, Inc	X	X	X					NSP2
10713 S Cottage Grove Avenue	1	\$336,391.92	Pullman	9	Chicago Neighborhood Initiatives	X	X	X		X	X		NSP1
10722 S Champlain Avenue	1	\$322,845.84	Pullman	9	Chicago Neighborhood Initiatives	X	X	X		X	X		NSP1
10724 S Champlain Avenue	1	\$264,461	Pullman	9	Chicago Neighborhood Initiatives	X	X	X		X	X		NSP1
10726 S Champlain Avenue	1	\$271,547.63	Pullman	9	Chicago Neighborhood Initiatives	X	X	X		X	X		NSP1
10728 S Champlain Avenue	1	\$323,209.1	Pullman	9	Chicago Neighborhood Initiatives	X	X	X		X	X		NSP1
10730 S Champlain Avenue	1	\$319,565.48	Pullman	9	Chicago Neighborhood Initiatives	X	X	X		X	X		NSP1
10731 S Champlain Avenue	1	\$272,042.9	Pullman	9	Chicago Neighborhood Initiatives	X	X	X		X	X		NSP1
10742 S Champlain Avenue	1	\$236,582.14	Pullman	9	Chicago Neighborhood Initiatives	X	X	X		X	X		NSP1
10744 S Champlain Avenue	1	\$250,499.86	Pullman	9	Chicago Neighborhood Initiatives	X	X	X		X	X		NSP1
10744 S Champlain Avenue	1	\$295,722.52	Pullman	9	Chicago Neighborhood Initiatives	X	X	X		X	X		NSP1
10764 S Champlain Avenue	1	\$300,598.29	Pullman	9	Chicago Neighborhood Initiatives	X	X	X		X	X		NSP1
1122-24 N Monticello Avenue	4	\$789,222.09	Humboldt Park	27	CDG II, Inc	X	X	X					NSP2
1153 N Kedvale Avenue	1	\$381,921.64	Humboldt Park	37	Westside Urban Development & Joy's Construction	X	X	X		X	X		NSP2
11548 S Morgan Street	1	\$338,577.23	West Pullman	34	Chicago Neighborhood Initiatives	X	X	X					NSP3
11612 S Elizabeth Avenue	1	\$219,067.25	West Pullman	34	Team 4 Construction, LLC	X	X	X		X	X		NSP1
11618 S Ada Street	1	\$343,150.28	West Pullman	34	Chicago Neighborhood Initiatives	X	X	X		X	X		NSP3
11623 S Ada Street	1	\$335,939.51	West Pullman	34	Chicago Neighborhood Initiatives	X	X	X		X	X		NSP3
11625 S Ada Street	1	\$350,821.22	West Pullman	34	Chicago Neighborhood Initiatives	X	X	X		X	X		NSP3
11627 S Racine Avenue	1	\$58,786.72	West Pullman	34	HB House Only	X	X	X		X	X		NSP3
11740 S Elizabeth Street	1	\$328,408.09	West Pullman	34	Chicago Neighborhood Initiatives	X	X	X		X	X		NSP3
12013-15 S Eggleston Avenue	13	\$334,607.15	West Pullman	34	Chicago Neighborhood Initiatives	X	X	X		X	X		NSP1
1214 W 52nd Street	3	\$313,636.66	New City	16	KMA Holdings	X	X	X		X	X		NSP1
1337-45 S Central Park / 3556 W Douglas Blvd	21	\$3,019,220.08	North Lawndale	24	Karry L. Young Development, LLC	X	X	X					NSP3
1529 S Christiana Avenue	2	\$56,097.29	North Lawndale	24	Breaking Ground	X	X	X		X			NSP3
1530 S DRAKE AVENUE	2	\$422,405.85	North Lawndale	24	Breaking Ground	X	X	X		X	X		NSP1
1540 S Drake Avenue	2	\$268,203.31	North Lawndale	24	Breaking Ground	X	X	X		X	X		NSP1
1550 S Sawyer Avenue	2	\$305,476.41	North Lawndale	24	Breaking Ground	X	X	X		X	X		NSP1
1553 S Sawyer Avenue	6	\$190,410.72	North Lawndale	24	Breaking Ground	X	X	X		X	X		NSP1
1636 N Spaulding Avenue	2	\$447,465.9	Humboldt Park	26	Anchor Group Ltd. of Illinois	X	X	X		X	X		NSP1
1641-43 N Lamont Avenue	4	\$517,078.43	Austin	37	KMA Holdings	X	X	X		X	X		NSP1
1647 S Trumbull Avenue	2	\$430,868.06	North Lawndale	24	Breaking Ground	X	X	X		X	X		NSP3
1649 S Trumbull Avenue	2	\$292,509.68	North Lawndale	24	Breaking Ground	X	X	X		X	X		NSP1
1823 N Tripp Avenue	1	\$448,552.19	Hermosa	30	Kearney Construction	X	X	X		X	X		NSP2
1830 N Kedvale Avenue	1	\$358,807.45	Hermosa	30	CDG II, Inc	X	X	X		X	X		NSP2
1863 S Lawndale Avenue	15	\$1,931,750.42	North Lawndale	24	LCDC	X	X	X		X	X		NSP1
2016 N Karlov Avenue	1	\$443,087.51	Hermosa	30	Unity Enterprise Development Corporation	X	X	X		X	X		NSP2
2028 N Kilbourn Avenue	1	\$340,352.6	Hermosa	30	JML Development Inc.	X	X	X		X	X		NSP2
2039 N Kostner Avenue	2	\$511,694.28	Hermosa	30	Breaking Ground	X	X	X		X	X		NSP2
2105 N Tripp Avenue	1	\$369,836.2	Hermosa	30	Breaking Ground	X	X	X		X	X		NSP2
2107 N Karlov Avenue	2	\$655,449.1	Hermosa	30	Unity Enterprise Development Corporation	X	X	X		X	X		NSP2
2112 N Kilbourn Avenue	1	\$393,307.98	Hermosa	30	PMG Chicago Group II, LLC	X	X	X		X	X		NSP2
2114 N Kilpatrick Avenue	2	\$100,176.07	Belmont, Cragin	31	Kearney Construction	X	X	X		X	X		NSP2
2118 N Keeler Avenue	1	\$416,303.97	Hermosa	30	HB House Only	X	X	X		X	X		NSP3
220-222 S Lotus Avenue	4	\$644,234.54	Austin	29	JML Development Inc.	X	X	X		X	X		NSP1
2244 N Kostner Avenue	2	\$510,840.58	Hermosa	31	Karry L. Young Development, LLC	X	X	X		X	X		NSP1
2501-05 W 63rd Street	12	\$2,425,003.12	Chicago Lawn	15	JML Development Inc.	X	X	X		X	X		NSP2
2635 S St. Louis Avenue	1	\$349,598.6	South Lawndale	22	KMA Holdings	X	X	X		X	X		NSP2
29 W 108th Street	1	\$210,551.24	Roseland	34	Breaking Ground	X	X	X		X	X		NSP2
2925 W 59th Street	9	\$1,291,246.62	Chicago Lawn	16	Team 4 Construction, LLC	X	X	X		X	X		NSP1
3128 W 15th Place	2	\$135,641.31	North Lawndale	24	New Directions Housing Corporation	X	X	X		X	X		NSP2
3141 W Monroe Street	1	\$418,229.94	East Garfield Park	28	HB House Only	X	X	X		X	X		NSP3
3247 E 91st Street	3	\$109,558.93	South Chicago	10	Karry L. Young Development, LLC	X	X	X					NSP3
3252 E 91st Street	3	\$46,440.93	South Chicago	10	Claretian Associates, Inc.	X	X	X		X	X		NSP1
3252-56 W Leland Avenue	6	\$1,574,011.86	Albany Park	33	Chicago Metropolitan Housing Development Corp	X	X	X		X	X		NSP1
327 N Central Park Avenue	2	\$338,092.16	East Garfield Park	28	Community Male Empowerment Project	X	X	X		X	X		NSP1
3302 - 08 W Huron Street	8	\$1,662,659.4	Humboldt Park	27	KMW Communities LLC	X	X	X		X	X		NSP2

Status of Chicago Neighborhood Stabilization Program Properties

Updated: July 1, 2014

Street Address	Units	Total Development Cost* (at grant close-out)	Community	Ward	Developer	Contract to Buy	Acquired	In Rehab	Demo'd	For Sale / Rented or For Rent (availability varies per property)	Sold	Rented (all units in property initially rented)	Grant
3328 W 65th Street	1	\$405,063.15	Chicago Lawn	15	DIMR Investments LLC	X	X	X		X	X		NSP2
3339 W Le Moyne Street	1	\$311,769.37	Humboldt Park	26	Anchor Group Ltd. of Illinois	X	X	X		X	X		NSP1
3351 W Ohio Street	14	\$2,424,225.46	Humboldt Park	27	KMW Communities LLC	X	X	X		X	X		NSP2
3352 W Walnut Street	2	\$256,587.99	East Garfield Park	28	Community Male Empowerment Project	X	X	X		X	X		NSP1
3412 W Walnut Street	2	\$258,262.27	East Garfield Park	28	Community Male Empowerment Project	X	X	X		X	X		NSP1
3417 W Hirsch Street	1	\$272,694.06	Humboldt Park	26	Latin United Community Housing Association	X	X	X		X	X		NSP1
3430 W Fulton Avenue	3	\$70,889.54	East Garfield Park	28		X	X	X	X				NSP1
3454 W Marquette Road	2	\$481,604.63	Chicago Lawn	15	PMG Chicago Group II, LLC	X	X	X		X	X		NSP2
347-51 S Central Avenue	22	\$2,556,797.36	Austin	29	Karry L. Young Development, LLC	X	X	X	X	X		X	NSP1
3507 W Hirsch Street	1	\$63,315.56	Humboldt Park	26		X	X	X		X	X		NSP1
3508 W Palmer Street	1	\$453,524.33	Logan Square	35	JML Development Inc.	X	X	X		X	X		NSP2
3518 W LeMoine Street	1	\$310,035.52	Humboldt Park	26	Latin United Community Housing Association	X	X	X		X	X		NSP1
3519 W Dickens Avenue	2	\$490,085.98	Logan Square	26	Breaking Ground	X	X	X		X	X		NSP2
3520 W Palmer Street	2	\$669,632.45	Logan Square	26	PMG Chicago Group II, LLC	X	X	X		X	X		NSP2
3550 W Lyndale Street	7	\$1,171,675.14	Logan Square	26	Hispanic Housing Dev. Corp.	X	X	X		X	X	X	NSP2
3551 W Douglas Boulevard	2	\$268,072.35	North Lawndale	24	Breaking Ground	X	X	X		X	X		NSP1
3572 W Palmer Avenue	2	\$429,986.38	Logan Square	26	JML Development Inc.	X	X	X		X	X		NSP2
3647 W Palmer Street	1	\$491,977.45	Logan Square	26	PMG Chicago Group II, LLC	X	X	X		X	X		NSP2
3818 W Ohio Street	3	\$602,350.9	Humboldt Park	27	KMW Communities LLC	X	X	X		X	X		NSP2
3847 W Huron Street	3	\$634,336.48	Humboldt Park	27	KMW Communities LLC	X	X	X		X	X		NSP2
4066 S Lake Park Avenue	1	\$234,689.95	Oakland	4	Breaking Ground	X	X	X		X	X		NSP1
4231 W Division Street	14	\$2,194,112.22	Humboldt Park	37	IFF	X	X	X		X	X		NSP2
4253 W Cortez Street	2	\$504,603.68	Humboldt Park	37	GDG II, Inc	X	X	X		X	X		NSP2
427 N Central Park Avenue	1	\$514,802.38	Humboldt Park	27	HB Assistance Only	X	X	X		X	X		NSP1
4326 W Dickens Avenue	2	\$6,167,009.24	Hermosa	30	JML Development Inc.	X	X	X		X	X		NSP2
436-42 E 47th Street	16	\$411,980.21	Grand Boulevard	3	Revere Properties Development	X	X	X		X	X		NSP2
4415 W Walton Street	2	\$594,358.77	Humboldt Park	37	Westside Urban Development & Joy's Construction	X	X	X		X	X		NSP2
4419 N Kimball Avenue	1	\$277,996.41	Albany Park	33	PMG Chicago Group II, LLC	X	X	X		X	X		NSP2
4440 W Rice Street	1	\$626,060.34	Humboldt Park	37	GDG II, Inc	X	X	X		X	X		NSP2
4711 N Monticello Avenue	2	\$1,083,407.89	Albany Park	33	KMW Communities LLC	X	X	X		X	X		NSP2
4800-14 S Calumet Avenue	21	\$5,083,407.89	Grand Boulevard	3	Brinshore Development	X	X	X		X	X		NSP1
49 W 108th Street	1	\$1,193,468.01	Roseland	34	Team 4 Construction, LLC	X	X	X		X	X		NSP1
5006 W Concord Place	2	\$344,737.94	Austin	37	KMA Holdings	X	X	X		X	X		NSP1
5141 W Concord Place	1	\$221,128.39	Austin	37	Karry L. Young Development, LLC	X	X	X		X	X		NSP1
515 N Lawndale Avenue	1	\$36,920.13	Humboldt Park	27		X	X	X	X				NSP2
5254-56 W Adams Street	2	\$67,651.07	Austin	29		X	X	X		X	X		NSP1
5254-56 W Adams Street	1	\$271,874.58	Austin	29	Breaking Ground	X	X	X		X	X		NSP1
536 N Avers Avenue	2	\$308,910.13	Humboldt Park	27	Anchor Group Ltd. of Illinois	X	X	X		X	X		NSP1
5520 S Prairie Avenue	18	\$1,847,805.7	Washington Park	20	New West Realty	X	X	X		X	X		NSP2
5521 W Gladys Avenue	8	\$672,911.59	Austin	29	Three Corners	X	X	X		X	X		NSP2
5546 W Quincy Street	2	\$373,649.51	Austin	29	Breaking Ground	X	X	X		X	X		NSP1
5615 S Prairie Avenue	10	\$1,992,761.28	Washington Park	20		X	X	X		X	X		NSP1
5695 S Indiana Avenue	22	\$1,590,982.03	Washington Park	20	Jarrell Lawndale Restoration	X	X	X		X	X		NSP2
5727 S Calumet Avenue	6	\$1,623,876.88	Washington Park	20	1600 Investment Group LTD	X	X	X		X	X		NSP2
5840 S King Drive	8	\$1,244,267.2	Washington Park	20	IFF	X	X	X		X	X		NSP2
5921-39 S Wabash Avenue	36	\$6,669,211.36	Washington Park	20	St. Edmund's Oasis, LLC	X	X	X		X	X		NSP2
6015-31 S Indiana Avenue	46	\$5,821,312.16	Washington Park	20	Brinshore Development	X	X	X		X	X		NSP1
6016 S Whipple Street	1	\$359,240.13	Chicago Lawn	16	DIMR Investments LLC	X	X	X		X	X		NSP2
6034-52 S Prairie Avenue	30	\$4,584,177.97	Washington Park	20	Three corners	X	X	X		X	X		NSP2
607 E 107th Street	1	\$264,461.	Pulman	9		X	X	X		X	X		NSP1
609 E 107th Street	1	\$235,823.5	Pulman	9	Chicago Neighborhood Initiatives	X	X	X		X	X		NSP1
6110 S Eberhart Avenue	2	\$611,175.83	Woodlawn	20	Chicago Neighborhood Initiatives	X	X	X		X	X		NSP2
6118 S Sacramento Avenue	1	\$372,446.49	Chicago Lawn	15	K.L.E.O Community Family Life Center	X	X	X		X	X		NSP2
6124 S Sacramento Avenue	1	\$388,540.36	Chicago Lawn	15	Restoration Development, LLC	X	X	X		X	X		NSP2
6125 S St Lawrence Avenue	2	\$64,369.59	Woodlawn	20	Restoration Development, LLC	X	X	X		X	X		NSP2
6131 S St Lawrence Avenue	3		Woodlawn	20	HB House + Assistance	X	X	X		X	X		NSP1
616 E 67th Street	1	\$328,339.	Woodlawn	20	Restoration Development, LLC	X	X	X		X	X		NSP2
6200 S Vernon Avenue	102	\$10,624,434.59	Woodlawn	20	POAH	X	X	X		X	X		NSP2
6205-15 S Langley Avenue	19	\$3,025,409.67	Woodlawn	20	Brinshore Development	X	X	X		X	X		NSP2
6214 S Indiana Avenue	2	\$438,613.13	Washington Park	20	Restoration Development, LLC	X	X	X		X	X		NSP2
6218 S King Drive	6	\$63,000.	Washington Park	20	Restoration Development, LLC	X	X	X	X				NSP2

Status of Chicago Neighborhood Stabilization Program Properties

Updated: July 1, 2014

Street Address	Units	Total Development Cost* (at grant close-out)	Community	Ward	Developer	Contract to Buy	Acquired	In Rehab	Demo'd	For Sale / Rented or For Rent (availability varies per property)	Sold	Rented (all units in property initially rented)	Grant
6222 S. Evans Avenue	2		Woodlawn	20	HB House + Assistance	X	X	X		X			NSP1
6237 S. Sacramento Avenue	2	\$514,219.2	Chicago Lawn	15	DMR Investments LLC	X	X	X		X	X		NSP2
6316 S. Rhodes Avenue	2	\$47,974.68	Woodlawn	20		X	X	X	X				NSP2
6323 S. Ingleside Avenue	3	\$1,081,734.87	Woodlawn	20	POAH	X	X	X		X		X	NSP1
6324 S. Campbell Avenue	1	\$290,315.72	Chicago Lawn	15	Karry L. Young Development, LLC.	X	X	X		X	X		NSP1
6348 S. Campbell Avenue	2	\$411,865.15	Chicago Lawn	15	Karry L. Young Development, LLC.	X	X	X		X	X		NSP1
6351 S. Campbell Avenue	2	\$389,208.3	Chicago Lawn	15	Karry L. Young Development, LLC.	X	X	X		X	X		NSP1
6354 S. Rockwell Street	1	\$193,662.15	Chicago Lawn	15	Karry L. Young Development, LLC.	X	X	X		X	X		NSP1
6405 S. Rockwell Street	1	\$323,548.82	Chicago Lawn	15	Karry L. Young Development, LLC.	X	X	X		X	X		NSP1
6408 S. Talman Avenue	1	\$184,591.	Chicago Lawn	15	Vestia Property Development, LLC.	X	X	X		X	X		NSP1
6427 S. Yale Avenue	1	\$65,367.34	Englewood	20	HB House Only	X	X	X		X			NSP2
6428 S. Ingleside Avenue	3	\$118,386.24	Woodlawn	20	POAH	X	X	X		X		X	NSP1
6431 S. Vernon Avenue	2	\$7,515.5	Woodlawn	20	HB House + Assistance	X	X	X		X			NSP1
6433 S. Talman Avenue	1	\$210,867.74	Chicago Lawn	15	Vestia Property Development, LLC.	X	X	X		X	X		NSP1
6441 S. Normal Avenue	1	\$43,995.32	Englewood	20		X	X	X	X				NSP2
6443-59 S. Yale Avenue	15	\$2,209,050.64	Englewood	20	Karry L. Young Development, LLC.	X	X	X		X			NSP2
6456 S. Maryland Avenue	12	\$1,866,670.13	Woodlawn	20	POAH	X	X	X		X		X	NSP1
647 N. Spaulding Avenue	1		Humboldt Park	27	HB House + Assistance	X	X	X		X			NSP1
650 N. Sawyer Avenue	2	\$418,628.71	Humboldt Park	27	GDG II, Inc	X	X	X		X	X		NSP2
6516 S. Woodlawn Avenue	1	\$338,304.82	Chicago Lawn	15	Karry L. Young Development, LLC.	X	X	X		X	X		NSP1
6501 S. Artesian Avenue	2	\$249,495.52	Chicago Lawn	15	Karry L. Young Development, LLC.	X	X	X		X	X		NSP1
6511 S. Maplewood Avenue	2	\$341,069.48	Chicago Lawn	15	Vestia Property Development, LLC.	X	X	X		X	X		NSP1
6523 S. Saint Lawrence Avenue	1	\$46,631.64	Woodlawn	20		X	X	X	X				NSP2
6544 S. Union Avenue	1	\$24,862.09	Englewood	20		X	X	X	X				NSP2
657 N. Drake Avenue	1		Humboldt Park	27	HB House + Assistance	X	X	X		X			NSP1
6617 S. Campbell Avenue	1	\$187,967.92	Chicago Lawn	15	Karry L. Young Development, LLC.	X	X	X		X	X		NSP1
6656 S. Woodlawn Avenue	1	\$338,304.82	Greater Grand Crossing	5	Restoration Development, LLC	X	X	X		X	X		NSP2
6966 S. Woodlawn Avenue	1	\$222,949.24	Greater Grand Crossing	5	Revere Properties Development	X	X	X		X	X		NSP1
7014 S. Kimbark Avenue	4	\$700,140.43	Greater Grand Crossing	5	Caladon Holdings, LLC	X	X	X		X	X	X	NSP2
7122 S. Ellis Avenue	2	\$100,087.5	Greater Grand Crossing	5		X	X	X	X				NSP1
7140 S. Woodlawn Avenue	1	\$223,558.51	Greater Grand Crossing	5	Team 4 Construction, LLC	X	X	X		X	X		NSP2
7143 S. University Avenue	1	\$354,051.92	Greater Grand Crossing	5	Team 4 Construction, LLC	X	X	X		X	X		NSP2
7217 S. Ellis Avenue	1	\$287,952.	Greater Grand Crossing	5	Revere Properties Development	X	X	X		X	X		NSP1
730 N. Springfield Avenue	2	\$381,611.7	Humboldt Park	27	KMW Communities LLC	X	X	X		X	X	X	NSP2
7325 S. Ridgeland Avenue	2	\$357,696.34	South Shore	8	DMR Investments LLC	X	X	X		X	X		NSP1
7543-45 S. Phillips Avenue	7	\$689,211.39	South Shore	8	New Homes by New Pisgah	X	X	X		X	X	X	NSP1
7614 S. Carpenter Street	1		Auburn Gresham	17	HB Assistance Only	X	X	X		X			NSP1
7618 S. May Street	1	\$371,150.79	Auburn Gresham	17	KMW Communities LLC	X	X	X		X			NSP3
7620 S. Peoria Street	2	\$532,397.08	Auburn Gresham	17	KMW Communities LLC	X	X	X		X			NSP3
7622 S. Cregier Avenue	1	\$396,875.22	South Shore	8	Genesis Housing Development Corp	X	X	X		X	X		NSP1
7631 S. Cregier Avenue	1	\$273,658.95	South Shore	8	Genesis Housing Development Corp	X	X	X		X	X		NSP1
7646 S. Morgan Street	2	\$417,418.44	Auburn Gresham	17	Team 4 Construction, LLC	X	X	X		X	X		NSP1
7706 S. Throop Street	2	\$13,360.07	Auburn Gresham	17	HB House + Assistance	X	X	X		X	X		NSP3
7719 S. Ada Street	2	\$386,062.8	Auburn Gresham	17	New Homes by New Pisgah	X	X	X		X	X		NSP1
7719 S. Throop Street	2	\$350,324.51	Auburn Gresham	17	New Homes by New Pisgah	X	X	X		X	X		NSP1
7720 S. Peoria Street	1	\$425,277.72	Auburn Gresham	17	KMW Communities LLC	X	X	X		X	X		NSP3
7721 S. Carpenter Street	2	\$428,007.61	Auburn Gresham	17	Team 4 Construction, LLC	X	X	X		X	X		NSP1
7728 S. Ridgeland Avenue	2	\$411,140.28	South Shore	8	DMR Investments LLC	X	X	X		X	X		NSP1
7734 S. Aberdeen Street	1	\$242,292.85	Auburn Gresham	17	Team 4 Construction, LLC	X	X	X		X	X		NSP1
7736 S. May Street	1	\$20,593.37	Auburn Gresham	17	HB House + Assistance	X	X	X		X			NSP3
7736 S. Sangamon Street	1	\$52,345.46	Auburn Gresham	17	HB House + Assistance	X	X	X		X			NSP3
7737 S. Carpenter Street	1	\$240,563.18	Auburn Gresham	17	Karry L. Young Development, LLC.	X	X	X		X			NSP3
7749 S. Ada Street	1	\$44,546.61	Auburn Gresham	17		X	X	X	X				NSP3
7801 S. Aberdeen Street	1	\$307,546.54	Auburn Gresham	17	New Homes by New Pisgah	X	X	X		X	X		NSP1
7804 S. Green Street	2	\$205,140.06	Auburn Gresham	17	New Homes by New Pisgah	X	X	X		X	X		NSP1
7808 S. Peoria Street	2	\$371,789.19	Auburn Gresham	17	KMW Communities LLC	X	X	X		X	X		NSP3
7810 S. Carpenter Street	2	\$547,778.89	Auburn Gresham	17	Karry L. Young Development, LLC.	X	X	X		X	X		NSP3
7835 S. Ada Street	1	\$269,020.38	Auburn Gresham	17	New Homes by New Pisgah	X	X	X		X	X		NSP1
7914 S. Carpenter Street	4	\$771,170.14	Auburn Gresham	17	New Homes by New Pisgah	X	X	X		X	X	X	NSP2
7953 S. Vernon Avenue	15	\$1,922,275.09	Chatham	6	Celadon Holdings, LLC	X	X	X		X		X	NSP1
8031-35 S. Drexel Avenue	12	\$2,033,163.79	Chatham	8	PMG Chicago Group II, LLC	X	X	X		X		X	NSP3
8142 S. Evans Avenue	2	\$470,420.96	Chatham	6		X	X	X		X			NSP3
8146 S. Marquette Avenue	1	\$280,719.78	South Chicago	7	Karry L. Young Development, LLC.	X	X	X		X	X		NSP2
825 N. Karlov Avenue	2	\$508,897.12	Humboldt Park	37	K.L.E.O Community Family Life Center	X	X	X		X	X		NSP2
8322 S. Houston Avenue	4	\$763,356.08	South Chicago	7	Bronzeville Renovations, LLC	X	X	X		X	X		NSP2

Status of Chicago Neighborhood Stabilization Program Properties

Updated: July 1, 2014

Street Address	Units	Total Development Cost* (at grant close-out)	Community	Ward	Developer	Contract to Buy	Acquired	In Rehab	Demo'd	For Sale / Rented or For Rent (availability varies per property)	Sold	Rented (all units in property initially rented)	Grant
187 8332 S. Muskegon Avenue	1	\$37,902.43	South Chicago	7		X	X		X				NSP2
188 8404 S. Mainstay Avenue	2	\$40,505.14	South Chicago	7		X	X		X				NSP2
189 8420 S. Muskegon Avenue	1	\$36,633.21	South Chicago	7		X	X		X				NSP2
190 8518 S. Marquette Avenue	2	\$517,793.13	South Chicago	7		X	X	X		X	X		NSP2
191 8622 S. Saginaw Avenue	1	\$298,131.92	South Chicago	7	K.L.F.O Community Family Life Center	X	X	X		X	X		NSP2
192 8637 S. Saginaw Avenue	4	\$744,447.33	South Chicago	7	K.L.F.O Community Family Life Center	X	X	X		X	X		NSP2
193 9100 S. Burley Avenue	7	\$1,880,959.39	South Chicago	10	Bronzeville Renovations, LLC. Clarelian Associates, Inc.	X	X	X		X			NSP2

TOTALS													
						Contract to Buy	Acquired	In Rehab	Demo'd	For Sale / Rented or For Rent (availability varies per property)	Sold	Rented (all units in property initially rented)	482 total units rented in all buildings
						0	11	87	39	242	139	339	
						0	6	20	18	25	98	25	
						856	856	802	39	720	139	339	
						191	191	165	18	148	98	25	
						Unit Total, Current							
						Property Total, Current							
						Unit Total, Cumulative							
						Property Total, Cumulative							

*Total Development Cost reflects \$ reported at grant close-out dates.

Chicago Affordable Housing Opportunity Fund (AHOF)



REVENUES RECEIVED

Revenues Received and Deposited 2003-2013	\$ 41,036,431.46
Revenues Received and Deposited 2014 (as of June 30)	\$ 2,496,566.80
Total Affordable Housing Opportunity Fund Revenues Received:	\$ 43,532,998.26

ALLOCATION OF AFFORDABLE HOUSING OPPORTUNITY FUNDS

Affordable Housing Development

Per the Affordable Requirements Ordinance, "Sixty percent of the annual revenues deposited into the fund shall be used for construction or rehabilitation of affordable housing".

60% **\$ 26,119,798.96**

Chicago Low-Income Housing Trust Fund

Per the Affordable Requirements Ordinance, "Forty percent of the annual revenues deposited into the fund shall be contributed to the Trust Fund of which one-half of the forty percent shall be restricted solely for the purpose of deposit into the Trust Fund's corpus, and the remaining one-half of the forty percent shall be used for the Trust Fund's Affordable Rents for Chicago program, or similar successor program." The Trust Fund designates its successor program as the Multi-year Affordability through Upfront Investment (MAUI).

40% **\$ 17,413,199.30**

- Multi-year Affordability through Upfront Investment (MAUI) **\$ 8,706,599.65**

- Corpus **\$ 8,706,599.65**

Affordable Housing Opportunity Fund (AHOF) Expenditures and Commitments



MULTI-FAMILY HOUSING PROJECTS		Total # Units	TOTAL Development Cost	AHOF Investment	Ward	Community Area
1999	PRAISE APARTMENTS	34	\$ 4,886,862	\$ 12,570	24th Ward	North Lawndale
2007	TCB LORINGTON APTS L.P.	54	\$ 14,671,380	\$ 390,673	32nd Ward	Logan Square
2007	HARRIET TUBMAN APARTMENTS	28	\$ 4,779,990	\$ 145,741	20th Ward	Washington Park
2006	PARKSIDE NINE PHASE I	280	\$ 22,148,425	\$ 678,265	27th Ward	Near North
2006	THE PHOENIX HOUSE	32	\$ 5,671,318	\$ 560,693	24th Ward	North Lawndale
2006	WESTHAVEN PARK PHASE IIB	127	\$ 34,716,232	\$ 747,622	27th Ward	Near West Side
2007	CLARA'S VILLAGE	24	\$ 15,238,209	\$ 723,850	15th Ward	West Englewood
2005	LEGEND SOUTH A1	181	\$ 48,602,882	\$ 67,974	3rd Ward	Grand Boulevard
2012	SARAH'S CIRCLE	10	\$ 3,910,747	\$ 1,227,790	46th Ward	Uptown
2013	PULLMAN WHEELWORKS	210	\$ 36,285,634	\$ 975,000	9th Ward	Pullman
2014	WOODLAWN PARK SENIOR	65	\$ 23,033,000	\$ 506,394	20th Ward	Woodlawn
DPD MULTI-FAMILY		1045	\$ 213,944,679	\$ 6,036,573		
SINGLE FAMILY HOUSING PROJECTS						
CLARETIAN ASSOCIATES PROJECT #58		25	Not included	\$ 500,000.00	10th Ward	South Chicago
TOTAL Department of Planning and Development Investments			\$ 213,944,679	\$ 6,536,573		

DENSITY BONUS REPORT (through 6/30/2014)						
Property Address	Developer	Plan Commission Approval	Type	Projected Payment	Cash Received	Number of Affordable Units
126 N. Des Plaines / 659 W. Randolph	Mesirov Stein Development Services	10/6/2006	units/payment	N/A -- initially built units rather than payment	\$555,124.90	5
2 W. Erie, Dana Hotel	Dana Hotel, LLC		payment	\$335,400.00	\$335,400.00	
10 East Delaware	Ten East Delaware, LLC, the Prime Group, Inc., It's Manager	6/1/2006	payment	\$2,376,420.00	\$2,376,420.00	
60 E. Monroe	Mesa Development	5/1/2005	payment	\$1,325,303.00	\$1,325,303.00	
111 W. Illinois	The Alter Group	As of Right	payment	\$922,420.00	\$922,420.00	
123 S. Green, The Emerald B	Greek Town Residential Partners LLC, 4104 N. Harlem, 60634	7/21/2006	payment	\$285,600.00	\$285,600.00	
125 S. Green, The Emerald A	Greek Town Residential Partners LLC, 4104 N. Harlem, 60634	7/21/2006	payment	\$224,400.00	\$224,400.00	
151 N. State Street (MOMO)	Smithfield Properties, LLC	7/1/2005	payment	\$299,000.00	\$299,000.00	
160 E. Illinois	Orange Blue RHA	As of Right	payment	\$639,828.00	\$639,828.00	
301-325 W. Ohio (Bowne)	Woodlawn Development LLC (Metropolitan Real Estate)	5/19/2005	payment	\$1,216,860.00	\$1,216,860.00	
550 N. St. Clair Street	Sutherland Pearsall Dev. Corp.	As of Right	payment	\$373,180.00	\$373,180.00	
600 N. Fairbanks Ct	Schatz Development, 610 N. Fairbanks	7/1/2005	payment	\$580,880.00	\$580,880.00	
611 S. Wells	TR Harrison, LLC	As of Right	payment	\$22,734.50	\$22,734.50	
642 S. Clark	Smithfield Properties, LLC	As of Right	payment	\$225,965.00	\$225,965.00	
1001 W. VanBuren	Smithfield Properties, LLC	6/1/2005	payment	\$87,451.81	\$87,451.81	
1255 S. State	13th&State LLC	5/1/2005	payment	\$247,254.00	\$247,254.00	
1400-16 S. Michigan	1400 S Michigan LLC	12/1/2005	payment	\$432,316.80	\$432,316.80	
1454-56 S. Michigan	Sedgwick Properties Deve. Corp	5/19/2005	payment	\$322,371.25	\$322,371.25	
1555 S. Wabash Avenue	Nine West Realty, 1300 Paulina St., 3rd Fl 60608	As of Right	payment	\$127,144.80	\$127,144.80	
1720 S. Michigan Avenue	1712THC, LLC by CK2 Development LLC	11/1/2005	payment	\$915,631.20	\$915,631.20	
2131 S. Michigan Ave/2138 S Indiana	Michigan-Indiana LLC by Chieftain Const.,	11/1/2005	payment	\$614,451.60	\$614,451.60	
2100 S. Indiana	Avalon Development Group, LLC	9/21/2006	payment	\$285,451.00	\$285,451.00	
205-15 W. Washington	Jupiter Realty Corporation	3/16/2006	payment	\$420,305.60	\$420,305.60	
212-232 E. Erie, 217-35 W. Huron (Flair Tower)	Newport Builders, Inc.	12/1/2005	payment	\$2,250,415.00	\$2,250,415.00	
161 W. Kinzie	Lynd Development	Not required	payment	\$1,211,280.00	\$1,211,280.00	
1-5 W. Walton / 2 W. Delaware (Scottish Rite - Walton on the Park)	The Enterprise Companies	Not required	payment	\$2,698,385.00	\$2,698,385.00	
200-218 W. Lake St/206 N. Wells St.	210-218 W. Lake LLC, 920 York Rd., #320, Hinsdale IL 60521	5/1/2007	payment	\$1,439,416.80	\$1,439,416.80	
118 E Erie	NM Project Company, LLC	Not required	payment	\$1,990,686.72	\$1,990,686.72	
501 N Clark	Boyce II, LLC	11/19/2009	payment	\$2,920,843.80	\$2,920,843.80	
55-75 W Grand						
54-74 W Illinois						
618-630 W. Washington/101-121 N. Des Plaines (the Catalyst)	The Cornerstone Group 70, LLC	12/1/2005	payment	\$540,630.00	\$540,630.00	
111 W Wacker		4/11/2007	payment	\$89,869.68	\$89,869.68	
171 N. Wabash/73 E. Lake Street	M&R Development, LLC	8/21/2008	payment	\$1,482,941.00	\$1,482,941.00	
212-232 W Illinois St., 501-511 N. Franklin St.	JDC Acquisitions, LLC, 700 N. LaSalle, Chicago, IL 60610	8/1/2008	payment	\$2,654,166.00	\$1,191,822.00	
1-19 E Chestnut	Loyola University of Chicago	3/21/2013	payment	\$220,607.00	\$220,607.00	
Arkadia 201-17 S Halsted 61-79 W Adams 758-78 W Quincy	White Oak Realty Partners	11/27/2012	payment	\$1,675,132.80	\$1,675,132.80	
118 - 128 W Chicago 801- 819 N LaSalle	Smithfield Properties XVI LLC	5/16/2013	payment	\$714,892.20	\$714,892.20	
118 - 128 W Chicago 801- 819 N LaSalle	Smithfield Properties XVI LLC	1/16/2014	payment	\$953,198.20	\$953,198.20	
150 N. Jefferson (Randolph Hotel)	Aira Hotels/JHM Hotels		payment	\$474,621.19		
51-67 E Van Buren/401-419 S Wabash (Buckingham-Wabash II)	Buckingham/Wabash LLC	6/18/2009	payment	\$2,026,879.20		
1 South Halsted 723-741 W. Madison 1-41 S Halsted 760-778 W Monroe	Mid City Plaza LLC	8/16/2012	payment	\$2,587,291.80		
407 S Dearborn 35-39 W Van Buren	407 Dearborn LLC	7/18/2013	payment	\$605,556.48		
324 W. Harrison Street (Old Post Office)*	International Property Developers North America Inc	7/18/2013	payment/units	\$26,098,631.00		
200-214 N Michigan Ave (200 N. Michigan Avenue)	Buck Development 200 LLC	12/19/2013	payment	\$1,291,931.20		
723-729 W Randolph (725 Randolph Street)	725 Randolph LLC	12/19/2013	payment	\$541,640.40		
1149-1167 S State St (State/Elm Street)	Elm State Property LLC	1/16/2014	payment	\$1,178,544.00		
707 North Wells	Akara Development Services	Not required	payment	\$351,877.60		
Total				\$68,279,805.63	\$32,215,613.66	5

*Developer has agreed to provide at least 10% of bonus square footage as affordable housing - for a minimum of 281,235 square feet

DENSITY BONUS: PROJECTS ON HOLD						
Property Address	Developer	Plan Commission Approval	Type	Projected Payment	Cash Received	Number of Affordable Units
2346-56 S. Wabash	Dave Dubin	3/17/2005	units	N/A Units		10
400 N. Lake Shore Drive (The Spire)	Shelborne North Water Street LP	4/19/2007	payment	\$5,700,300.00		
1327 S. Wabash (Glashaus)	Wabash Street, LLC, c/o Piedmont Development, 327 S. Sangamon, 60607	7/5/2006	payment	\$412,351.00		
535 N. St. Clair	Sutherland Pearsall Dev. Corp.	6/1/2006	payment	\$3,595,112.35		
1-15 E. Superior	1 E. Superior, LLC	2/1/2006	payment	\$940,960.00		
150 E. Ontario	Monaco Development	5/19/2005	payment	\$3,880,870.40		
Total				\$14,529,593.75		

DENSITY BONUS: CANCELED PROJECTS					
Property Address	Developer	Plan Commission Approval	Type	Projected Payment	date canceled
100-106 S Sangamon, 933-943 W Monroe St	Campus Condominiums, LLC		payment	\$243,617	October-06
301-319 S. Sangamon Street / 925 W. Jackson	Heidner Properties	8/1/2006	units	N/A Units	March-10
501-517 W. Huron; 658-678 N. Kingsbury; 500-502 W. Erie (Park Kingsbury)	501 Huron Building Corporation	6/1/2006	payment	\$853,320	August-07
8 East Huron	8 E. Huron Associates	11/5/2006	payment	\$153,162	Apr-08
680 N. Rush (F/K/A 65 East Huron) (Canyon Ranch)	Huron-Rush, LLC	12/1/2005	payment	\$1,550,239	June-08
2100 S. Prairie Avenue	2100 S. Prairie, LLC	As of Right	payment	\$129,730	August-08
251 E. Ohio / 540 N. Fairbanks	Fairbanks Development Associates, LLC	1/1/2007	payment	\$1,042,945	October-08
2056 S. Prairie (Chess Lofts/Aristocrat)	Warman Development	9/1/2005	payment	\$576,947.00	January-09
1712 S. Prairie	1712 S. Prairie LLC	2/1/2006	payment	\$699,890.00	September-09
630 N. McClurg	Golub & Company	5/1/2008	payment	\$7,920,806.40	December-09
Total				\$13,170,655.60	

**Chicago Department of Planning and Development
Commitments to the Chicago Housing Authority's Plan for Transformation
Historical Report: December 1, 1999 - June 30, 2014**

Year Approved	Closing Date	CHA Development	Rental Development	Address	Ward	Rental Units by Type*		Total Units	
						CHA (Public Hsg.)	Affordable		Market Rate
1999	12/23/1999	Robert Taylor	Langston Offsite I	(scattered sites)	3	29	53	34	116
2000	12/21/2000	Robert Taylor	Quincy Offsite II	(scattered sites)	3	27	54	26	107
2000	11/15/2000	Cabrini-Green	North Town Village I	1311 N. Halsted Street	27	39	39	38	116
2001	11/30/2001	Cabrini-Green	Renaissance North	551 W. North Avenue	43	18	12	29	59
2002	6/4/2003	Washington Park	St. Edmunds Meadows	6217 S. Calumet Ave.	20	14	31	11	56
2002	12/22/2003	Stateway Gardens	Pershing Court- Phase I Off-site	(scattered sites)	3	27	53	0	80
2002	8/27/2003	Rockwell Gardens	Rockwell Gardens I/A Off-Site	2425 West Adams Street	2	14	18	10	42
2002	3/21/2001	Cabrini-Green	North Town Village II	1311 N. Halsted Street	27	40	0	0	40
2002	11/16/2002	Hilliard Homes	Hilliard Homes Phase I	2031 S. Clark Street	3	153	174	0	327
2002	12/24/2002	Henry Horner	West Haven- Phase II A-1	100 N. Hermitage Avenue	27	87	31	37	155
2003	3/30/2004	Madden Wells	Oakwood Shores Phase 1A	3867 S. Ellis Avenue	4	63	52	48	163
2003	9/10/2004	ABLA	Roosevelt Square I Rental	1222 W. Roosevelt Road	2	125	56	0	181
2003	4/1/2004	Robert Taylor	Mahalia Place Ct - Off Site	9141-9177 S. Chicago Avenue	3	54	44	12	110
2003	4/6/2007	Lakefront	Lake Park Crescent - Phase I/A	1061 E. 41st Place	4	13	0	0	13
2004	7/8/2005	Madden Wells	Oakwood Shores I B Rental	3867 S. Ellis Avenue	4	63	52	47	162
2004	12/29/2005	Rockwell Gardens	Jackson Square West End- Rockwell I B	2433 W. Adams Street	2	57	35	0	92
2005	8/12/2004	Drexel	Jazz on the Boulevard	4162 S. Drexel Boulevard	4	30	9	0	39
2005	12/30/2004	Henry Horner	Midrise Phase IIA - 2	100 N. Hermitage Avenue	27	34	0	0	34
2005	5/13/2005	Hilliard Homes	Hilliard Homes Phase II	2031 S. Clark Street	3	152	175	0	327
2005	7/14/2006	North Lawndale	Fountain View Apartments	3718 W. Douglas Boulevard	24	14	26	5	45
2005	4/25/2006	Robert Taylor	Hansberry Square- 1A Rental (on-site)	4016 S. State Street	3	83	68	30	181
2005	11/30/2005	Stateway Gardens	Park Boulevard Phase B	3506 S. State Street	3	54	0	0	54
2006	10/13/2006	Cabrini-Green	Parkside Phase 1A Condo	1152-2 N. Cleveland Avenue	27	72	0	0	72
2006	10/31/2006	Henry Horner	Westhaven - Phase 2B Rental	100 N. Hermitage Avenue	27	70	27	30	127
2006	7/20/2007	ABLA	Roosevelt Square 2 Rental	1222 W. Roosevelt Road	2	120	55	2	177
2006	8/15/2007	Cabrini-Green	Parkside Phase 1B Rental	1152-2 N. Cleveland Avenue	27	35	48	28	111
2007	12/10/2007	Robert Taylor	Coleman Place - Taylor C2 Off-site	(scattered sites)	3	52	43	23	118
2007	12/20/2007	Madden Wells	Oakwood Shores 2A	3867 S. Ellis Avenue	4	81	61	57	199
2008	7/17/2008	Britton Budd	Britton Budd Senior Apartments	501 W. Surf	44	172	0	1	173
2008	12/24/2008	Henry Horner	Westhaven Park Phase IIC	100 N. Hermitage Avenue	27	46	32	14	92
2008	7/30/2009	Robert Taylor	Legends South Phase A2 Rental	4016 S. State Street	3	60	50	28	138
2009	7/16/2009	Madden Wells	Oakwood Shores Phase 2B(ONE)	3867 S. Ellis Avenue	4	29	26	20	75
2009	12/14/2009	Kenmore Gardens	Kenmore Senior Apartments	5040 N. Kenmore Ave.	48	99	0	1	100
2010	3/9/2012	Madden Wells	Oakwood Shores Terrace Medical Center	3753 - 3755 South Cottage Grove	4	19	17	12	48
2010	6/30/2010	Cabrini-Green	Parkside 2A Rental	544 W. Oak Street	27	39	53	20	112
2010	7/30/2010	Edgewater	Pomeroy	5650 N. Kenmore Ave.	48	104	0	1	105
2010	8/26/2010	Rockwell Gardens	West End Phase II Rental	224 South Campbell	2	65	33	14	112
2010	9/8/2010	Lawndale Complex	Park Douglas	2719 W. Roosevelt Rd	28	60	49	28	137
2010	9/28/2010	Madden Wells	Oakwood Shores 202 Senior	3750 South Cottage Grove	4	59	16	1	76
2011	6/30/2011	Stateway Gardens	Park Boulevard Phase IIA	3622 S. State Street	3	46	53	29	128
2012	6/29/2012	Lakefront	Lakefront Phase II	Vic. of E. 41st St. & S. Lake Park Ave.	4	47	51	34	132
2012	9/27/2013	Dorchester/Dante	Dorchester Artist Housing	Vic. of E. 70th St. & S. Harper Ave.	5	11	12	9	32
2013	12/24/2013	Stateway Gardens	Park Boulevard Phase IIB	Vic. of 37th St. & S. State St.	3	37	34	37	108
2013	1/29/2014	Robert Taylor	Legends South C3 Rental	Vic. Of 4300-4900 S. Michigan Ave.	3	30	23	18	71
2014	6/25/2014	Cabrini-Green	Parkside Phase 2B Rental	459 W. Division St.	27	36	27	43	106
TOTALS						2,579	1,692	777	5,048

* Figures represent only those rental units in which the City of Chicago has invested. They are not intended to reflect the totality of all public housing, affordable, or market rate units created under the CHA's Plan for Transformation. For a complete progress report on all development activity in support of the Plan for Transformation, please go to http://www.thecha.org/pages/annual_plans_reports_resident_policies/40.php.

TABLE OF INCOME LIMITS
(Effective December 18, 2013)

Household Size	10% Area Median Income	15% Area Median Income	20% Area Median Income	30% Area Median Income (HOME Extremely Low Income Limit)	50% Area Median Income (HOME Very Low Income Limit)	60% Area Median Income	65% Area Median Income	80% Area Median Income (HOME Low Income Limit)	90% Area Median Income	95% Area Median Income	100% Area Median Income	115% Area Median Income	120% Area Median Income	140% Area Median Income
1 person	\$5,070	\$7,605	\$10,140	\$15,200	\$25,350	\$30,420	\$32,955	\$40,550	\$45,630	\$48,165	\$50,700	\$58,305	\$61,800	\$70,980
2 persons	\$5,800	\$8,700	\$11,600	\$17,400	\$29,000	\$34,800	\$37,700	\$46,350	\$52,200	\$55,100	\$58,000	\$66,700	\$70,650	\$81,200
3 persons	\$6,520	\$9,780	\$13,040	\$19,550	\$32,600	\$39,120	\$42,380	\$52,150	\$58,680	\$61,940	\$65,200	\$74,980	\$79,500	\$91,280
4 persons	\$7,240	\$10,860	\$14,480	\$21,700	\$36,200	\$43,440	\$47,060	\$57,900	\$65,160	\$68,780	\$72,400	\$83,260	\$88,300	\$101,360
5 persons	\$7,820	\$11,730	\$15,640	\$23,450	\$39,100	\$46,920	\$50,830	\$62,550	\$70,380	\$74,290	\$78,200	\$89,930	\$95,400	\$109,480
6 persons	\$8,400	\$12,600	\$16,800	\$25,200	\$42,000	\$50,400	\$54,600	\$67,200	\$75,600	\$79,800	\$84,000	\$96,600	\$102,450	\$117,600
7 persons	\$8,980	\$13,470	\$17,960	\$26,950	\$44,900	\$53,880	\$58,370	\$71,800	\$80,820	\$85,310	\$89,800	\$103,270	\$109,500	\$125,720
8 persons	\$9,560	\$14,340	\$19,120	\$28,650	\$47,800	\$57,360	\$62,140	\$76,450	\$86,040	\$90,820	\$95,600	\$109,940	\$116,600	\$133,840
9 persons	\$10,136	\$15,204	\$20,272	\$30,380	\$50,680	\$60,816	\$65,884	\$81,060	\$91,224	\$96,292	\$101,360	\$116,564	\$123,620	\$141,904
10 persons	\$10,715	\$16,073	\$21,430	\$32,116	\$53,576	\$64,291	\$69,649	\$85,692	\$96,437	\$101,794	\$107,152	\$123,225	\$130,684	\$150,013

NOTES:

- Income limits are for the Chicago-Joliet-Naperville, IL HUD Metro FMR Area.
- Effective until superseded.
- Income limits for 30%, 50% and 80% as published by HUD.
- Income limits for all other income levels calculated per HUD methodology, based on Very Low Income (50% AMI) limit.
- Income limits for 9-person household calculated at 140% of 4-person limits. Income limits for 10-person household calculated at 148% of 4-person limits.

CITY OF CHICAGO
MAXIMUM AFFORDABLE MONTHLY RENTS 2014

Maximum Monthly Gross Rents (maximum rents when tenants pay no utilities/landlord pays all utilities):

Number of Bedrooms	10%	15%	20%	30%	50% (Low HOME Rent Limit)	60%	High HOME Rent Limit*	65%	80%	100%	120%	HUD Fair Market Rent*
0	\$127	\$190	\$254	\$380	\$663	\$774	\$741	\$843	\$1,014	\$1,268	\$1,545	\$727
1	\$136	\$204	\$272	\$408	\$711	\$829	\$842	\$904	\$1,086	\$1,359	\$1,656	\$826
2	\$163	\$245	\$326	\$489	\$853	\$995	\$982	\$1,087	\$1,304	\$1,630	\$1,988	\$979
3	\$188	\$282	\$377	\$564	\$985	\$1,148	\$1,247	\$1,247	\$1,506	\$1,883	\$2,296	\$1,248
4	\$210	\$315	\$420	\$630	\$1,100	\$1,281	\$1,371	\$1,371	\$1,680	\$2,100	\$2,561	\$1,455
5	\$232	\$348	\$464	\$695	\$1,213	\$1,414	\$1,495	\$1,495	\$1,853	\$2,318	\$2,826	\$1,673

Maximum rents when tenants pay for cooking gas and other electric (not heat):

Number of Bedrooms	10%	15%	20%	30%	50% (Low HOME Rent Limit)	60%	High HOME Rent Limit*	65%	80%	100%	120%	HUD Fair Market Rent*
0	\$92	\$155	\$219	\$345	\$628	\$739	\$706	\$808	\$979	\$1,233	\$1,510	\$692
1	\$93	\$161	\$229	\$365	\$668	\$786	\$799	\$861	\$1,043	\$1,316	\$1,613	\$783
2	\$112	\$194	\$275	\$438	\$802	\$944	\$931	\$1,036	\$1,253	\$1,579	\$1,937	\$928
3	\$129	\$223	\$318	\$505	\$926	\$1,089	\$1,188	\$1,188	\$1,447	\$1,824	\$2,237	\$1,189
4	\$139	\$244	\$349	\$559	\$1,029	\$1,210	\$1,300	\$1,300	\$1,609	\$2,029	\$2,490	\$1,384
5	\$153	\$269	\$385	\$616	\$1,134	\$1,335	\$1,416	\$1,416	\$1,774	\$2,239	\$2,747	\$1,594
0	\$99	\$162	\$226	\$352	\$635	\$746	\$713	\$815	\$986	\$1,240	\$1,517	\$699
1	\$99	\$167	\$235	\$371	\$674	\$792	\$805	\$867	\$1,049	\$1,322	\$1,619	\$789
2	\$118	\$200	\$281	\$444	\$808	\$950	\$937	\$1,042	\$1,259	\$1,585	\$1,943	\$934
3	\$135	\$229	\$324	\$511	\$932	\$1,095	\$1,194	\$1,194	\$1,453	\$1,830	\$2,243	\$1,195
4	\$145	\$250	\$355	\$565	\$1,035	\$1,216	\$1,306	\$1,306	\$1,615	\$2,035	\$2,496	\$1,390
5	\$159	\$275	\$391	\$622	\$1,140	\$1,341	\$1,422	\$1,422	\$1,780	\$2,245	\$2,753	\$1,600

Single Family

Multi-family**

**CITY OF CHICAGO
MAXIMUM AFFORDABLE MONTHLY RENTS 2014**

Maximum rents when tenants pay for electric heat, cooking gas, and other electric:

Number of Bedrooms	10%	15%	20%	30%	50% (Low HOME Rent Limit)	60%	High HOME Rent Limit*	65%	80%	100%	120%	HUD Fair Market Rent*
0	\$47	\$110	\$174	\$300	\$583	\$694	\$661	\$763	\$934	\$1,188	\$1,465	\$647
1	\$31	\$99	\$167	\$303	\$606	\$724	\$737	\$799	\$981	\$1,254	\$1,551	\$721
2	\$33	\$115	\$196	\$359	\$723	\$865	\$852	\$957	\$1,174	\$1,500	\$1,858	\$849
3	\$33	\$127	\$222	\$409	\$830	\$993	\$1,092	\$1,092	\$1,351	\$1,728	\$2,141	\$1,093
4	\$17	\$122	\$227	\$437	\$907	\$1,088	\$1,178	\$1,178	\$1,487	\$1,907	\$2,368	\$1,262
5	\$14	\$130	\$246	\$477	\$995	\$1,196	\$1,277	\$1,277	\$1,635	\$2,100	\$2,608	\$1,455
0	\$58	\$121	\$185	\$311	\$594	\$705	\$672	\$774	\$945	\$1,199	\$1,476	\$658
1	\$43	\$111	\$179	\$315	\$618	\$736	\$749	\$811	\$993	\$1,266	\$1,563	\$733
2	\$46	\$128	\$209	\$372	\$736	\$878	\$865	\$970	\$1,187	\$1,513	\$1,871	\$862
3	\$47	\$141	\$236	\$423	\$844	\$1,007	\$1,106	\$1,106	\$1,365	\$1,742	\$2,155	\$1,107
4	\$33	\$138	\$243	\$453	\$923	\$1,104	\$1,194	\$1,194	\$1,503	\$1,923	\$2,384	\$1,278
5	\$31	\$147	\$263	\$494	\$1,012	\$1,213	\$1,294	\$1,294	\$1,652	\$2,117	\$2,625	\$1,472

Maximum rents when tenants pay for gas heat, cooking gas, and other electric:

Number of Bedrooms	10%	15%	20%	30%	50% (Low HOME Rent Limit)	60%	High HOME Rent Limit*	65%	80%	100%	120%	HUD Fair Market Rent*
0	\$48	\$111	\$175	\$301	\$584	\$695	\$662	\$764	\$935	\$1,189	\$1,466	\$648
1	\$42	\$110	\$178	\$314	\$617	\$735	\$748	\$810	\$992	\$1,265	\$1,562	\$732
2	\$54	\$136	\$217	\$380	\$744	\$886	\$873	\$978	\$1,195	\$1,521	\$1,879	\$870
3	\$64	\$158	\$253	\$440	\$861	\$1,024	\$1,123	\$1,123	\$1,382	\$1,759	\$2,172	\$1,124
4	\$64	\$169	\$274	\$484	\$954	\$1,135	\$1,225	\$1,225	\$1,534	\$1,954	\$2,415	\$1,309
5	\$72	\$188	\$304	\$535	\$1,053	\$1,254	\$1,335	\$1,335	\$1,693	\$2,158	\$2,666	\$1,513
0	\$56	\$119	\$183	\$309	\$592	\$703	\$670	\$772	\$943	\$1,197	\$1,474	\$656
1	\$50	\$118	\$186	\$322	\$625	\$743	\$756	\$818	\$1,000	\$1,273	\$1,570	\$740
2	\$62	\$144	\$225	\$388	\$752	\$894	\$881	\$986	\$1,203	\$1,529	\$1,887	\$878
3	\$73	\$167	\$262	\$449	\$870	\$1,033	\$1,132	\$1,132	\$1,391	\$1,768	\$2,181	\$1,133
4	\$74	\$179	\$284	\$494	\$964	\$1,145	\$1,235	\$1,235	\$1,544	\$1,964	\$2,425	\$1,319
5	\$81	\$197	\$313	\$544	\$1,062	\$1,263	\$1,344	\$1,344	\$1,702	\$2,167	\$2,675	\$1,522

**CITY OF CHICAGO
MAXIMUM AFFORDABLE MONTHLY RENTS 2014**

Maximum rents when tenants pay for electric cooking and other electric (not heat):

Number of Bedrooms	10%	15%	20%	30%	50% (Low HOME Rent Limit)	60%	High HOME Rent Limit*	65%	80%	100%	120%	HUD Fair Market Rent*
0	\$88	\$151	\$215	\$341	\$624	\$735	\$702	\$804	\$975	\$1,229	\$1,506	\$688
1	\$87	\$155	\$223	\$359	\$662	\$780	\$793	\$855	\$1,037	\$1,310	\$1,607	\$777
2	\$104	\$186	\$267	\$430	\$794	\$936	\$923	\$1,028	\$1,245	\$1,571	\$1,929	\$920
3	\$120	\$214	\$309	\$496	\$917	\$1,080	\$1,179	\$1,179	\$1,438	\$1,815	\$2,228	\$1,180
4	\$127	\$232	\$337	\$547	\$1,017	\$1,198	\$1,288	\$1,288	\$1,597	\$2,017	\$2,478	\$1,372
5	\$139	\$255	\$371	\$602	\$1,120	\$1,321	\$1,402	\$1,402	\$1,760	\$2,225	\$2,733	\$1,580
0	\$95	\$158	\$222	\$348	\$631	\$742	\$709	\$811	\$982	\$1,236	\$1,513	\$695
1	\$93	\$161	\$229	\$365	\$668	\$786	\$799	\$861	\$1,043	\$1,316	\$1,613	\$783
2	\$110	\$192	\$273	\$436	\$800	\$942	\$929	\$1,034	\$1,251	\$1,577	\$1,935	\$926
3	\$126	\$220	\$315	\$502	\$923	\$1,086	\$1,185	\$1,185	\$1,444	\$1,821	\$2,234	\$1,186
4	\$133	\$238	\$343	\$553	\$1,023	\$1,204	\$1,294	\$1,294	\$1,603	\$2,023	\$2,484	\$1,378
5	\$145	\$261	\$377	\$608	\$1,126	\$1,327	\$1,408	\$1,408	\$1,766	\$2,231	\$2,739	\$1,586

Maximum rents when tenants pay only for other electric:

Number of Bedrooms	10%	15%	20%	30%	50% (Low HOME Rent Limit)	60%	High HOME Rent Limit*	65%	80%	100%	120%	HUD Fair Market Rent*
0	\$94	\$157	\$221	\$347	\$630	\$741	\$708	\$810	\$981	\$1,235	\$1,512	\$694
1	\$96	\$164	\$232	\$368	\$671	\$789	\$802	\$864	\$1,046	\$1,319	\$1,616	\$786
2	\$116	\$198	\$279	\$442	\$806	\$948	\$935	\$1,040	\$1,257	\$1,583	\$1,941	\$932
3	\$134	\$228	\$323	\$510	\$931	\$1,094	\$1,193	\$1,193	\$1,452	\$1,829	\$2,242	\$1,194
4	\$145	\$250	\$355	\$565	\$1,035	\$1,216	\$1,306	\$1,306	\$1,615	\$2,035	\$2,496	\$1,390
5	\$160	\$276	\$392	\$623	\$1,141	\$1,342	\$1,423	\$1,423	\$1,781	\$2,246	\$2,754	\$1,601
0	\$101	\$164	\$228	\$354	\$637	\$748	\$715	\$817	\$988	\$1,242	\$1,519	\$701
1	\$102	\$170	\$238	\$374	\$677	\$795	\$808	\$870	\$1,052	\$1,325	\$1,622	\$792
2	\$122	\$204	\$285	\$448	\$812	\$954	\$941	\$1,046	\$1,263	\$1,589	\$1,947	\$938
3	\$140	\$234	\$329	\$516	\$937	\$1,100	\$1,199	\$1,199	\$1,458	\$1,835	\$2,248	\$1,200
4	\$151	\$256	\$361	\$571	\$1,041	\$1,222	\$1,312	\$1,312	\$1,621	\$2,041	\$2,502	\$1,396
5	\$166	\$282	\$398	\$629	\$1,147	\$1,348	\$1,429	\$1,429	\$1,787	\$2,252	\$2,760	\$1,607

**CITY OF CHICAGO
MAXIMUM AFFORDABLE MONTHLY RENTS 2014**

Number of Bedrooms	Utility allowances per CHA schedule for:					
	Cooking gas & other electric (not heat)	Electric heat, cooking gas & other electric	Gas heat, cooking gas & other electric	Electric cooking & other electric (not heat)	Other electric only (not cooking or heat)	
0	\$35	\$80	\$79	\$39	\$33	
1	\$43	\$105	\$94	\$49	\$40	
2	\$51	\$130	\$109	\$59	\$47	
3	\$59	\$155	\$124	\$68	\$54	
4	\$71	\$193	\$146	\$83	\$65	
5	\$79	\$218	\$160	\$93	\$72	
0	\$28	\$69	\$71	\$32	\$26	
1	\$37	\$93	\$86	\$43	\$34	
2	\$45	\$117	\$101	\$53	\$41	
3	\$53	\$141	\$115	\$62	\$48	
4	\$65	\$177	\$136	\$77	\$59	
5	\$73	\$201	\$151	\$87	\$66	
Single Family						
Multi-family**						

NOTE: Gross rent limits for 50% and 65% AMI, the High HOME Rent, and the Fair Market Rent are published by HUD. All other rent limits are calculated assuming 1.5 occupants per bedroom and 1 occupant for an apartment with no bedrooms.

* For HOME-funded developments, rents are the "lesser of" the Fair Market Rent for the unit size or the High HOME Rent for the unit size. In HOME-funded developments with 5 or more units, 20% of the HOME-assisted units must be occupied by very-low income families whose rents do not exceed 30% of the annual income of a family whose income equals 50% of the area median. This is known as the "Low HOME Rent."

** Semi-detached, row house, duplex, townhouse, elevator/high-rise apartments, garden/walk-up apartments